17 Queen Street, Pingelly
Western Australia 6308
Telephone: 9887 1066
admin@pingelly.wa.gov.au

Council Minutes

Shire of Pingelly

Ordinary Council Meeting

Wednesday 19 February 2025

Pingelly, positive by nature. Let's grow together!

Risk Framework

Consequence Rating

Impact	Health	Financial	Service Interruption	Compliance	Reputational	Property	Environment
Insignificant	Negligible injuries	Less than $2,000	No material service interruption	No noticeable regulatory / statutory impact	Low impact, single complaint, low profile or 'no news' item	Inconsequential or no damage	Contained, reversible impact managed on site response
Minor	First aid injuries	$2,001 - $10,000	Short term temporary interruption – backlog cleared < 1 day	Some temporary non-compliance	Low impact, a small number of complaints	Localised damage rectified by routine internal procedures	Contained, reversible impact managed by internal response
Moderate	Medical type injuries <5 days	$10,001 - $50,000	Medium term temporary interruption – backlog cleared by additional resources < 1 week	Short term non-compliance but with significant regulatory requirements imposed	Public embarrassment, moderate impact, low or moderate news profile	Localised damage requiring external resources to rectify	Contained, reversible impact managed by external agencies
Major	Lost time injury >5 days	$50,001 - $200,000	Prolonged interruption of services – additional resources; performance affected < 1 month	Non-compliance results in termination of services or imposed penalties	Public embarrassment, high impact, high news profile, third party actions	Significant damage requiring internal & external resources to rectify	Uncontained, reversible impact managed by a coordinated response from external agencies
Catastrophic	Fatality, permanent disability	More than $200,000	Indeterminate prolonged interruption – non-performance > 1 month	Non-compliance results in litigation, criminal charges or significant damages	Public embarrassment, very high multiple impacts, high widespread multiple news profile, third party actions	Extensive damage requiring prolonged period of restitution. Complete loss of property	Uncontained, irreversible impact

Likelihood Rating

	Description
Almost Certain	The event is expected to occur in most circumstances | > once per year | > 90% chance of occurring
Likely	The event will probably occur in most circumstances | At least once per year | 60% - 90% chance of occurring
Possible	The event should occur at some time | At least once in 3 years | 40% - 60% chance of occurring
Unlikely	The event could occur at some time | At least once in 3 years | 10% - 40% chance of occurring
Rare	The event may only occur in exceptional circumstances | Less than once in 15 years | < 10% chance of occurring

Risk Matrix

Consequence Likelihood	Insignificant	Minor	Moderate	Major	Catastrophic
Almost Certain	M (5)	H (10)	H (15)	E (20)	E (25)
Likely	L (4)	M (8)	H (12)	H (16)	E (20)
Possible	L (3)	M (6)	M (9)	H (12)	H (15)
Unlikely	L (2)	L (4)	M (6)	M (8)	H (10)
Rare	L (1)	L (2)	L (4)	L (4)	M (5)

Risk Acceptance Criteria

	Description	Criteria	Responsibility
Low (L)	Acceptable	Acceptable with adequate controls, managed by routine procedures and subject to annual monitoring	Staff Member
Moderate (M)	Monitor	Acceptable with adequate controls, managed by specific procedures, subject to semi-annual monitoring	Senior Manager
High (H)	Urgent action	Acceptable with effective controls, managed by senior management, subject to monthly monitoring	Senior Manager
Extreme (E)	Unacceptable	Only acceptable with excellent controls and all treatment plans to be explored and implemented where possible, managed by the CEO and subject to continuous monitoring	CEO

TABLE OF CONTENTS

1. DECLARATION OF OPENING / ANNOUNCEMENT OF VISITORS 4
2. ACKNOWLEDGEMENT OF COUNTRY 4
3. ANNOUNCEMENTS BY THE PRESIDING MEMBER 4
4. RECORD OF ATTENDANCE / APOLOGIES / APPROVED LEAVE OF ABSENCE 4
5. RESPONSE TO PREVIOUS PUBLIC QUESTIONS TAKEN ON NOTICE 4
6. PUBLIC QUESTION TIME 4
7. APPLICATIONS FOR LEAVE OF ABSENCE 7
8. DISCLOSURES OF INTEREST 7
9. CONFIRMATION OF MINUTES OF PREVIOUS MEETINGS 8
9.1. Confirmation of Minutes of Previous Meetings – 10 December 2024 8
9.2. Confirmation of Minutes of Previous Meetings – 19 December 2024 9
9.3. Confirmation of Minutes of Previous Meetings – 15 January 2025 9
9.4. Confirmation of Minutes of Previous Meetings – 22 January 2025 9
10. PETITIONS / DEPUTATIONS / PRESENTATIONS / SUBMISSIONS 10
11. ITEMS BROUGHT FORWARD DUE TO PERSONS ATTENDING 10
12. REPORTS OF COMMITTEES 11
12.1. Reports of Committees of Council 11
12.2. Reports of Council Delegates on External Committee 12
13. REPORTS OF COUNCILLORS 13
13.1. Reports of President 13
13.2. Memorials 13
13.3. Celebrations 13
14. OFFICE OF THE CHIEF EXECUTIVE OFFICER 14
14.1. Council Delegates to Council Committee and Various External Committees 14
14.2. Road Closure – Section of Walton Street, Pingelly WA 6308 16
14.3. Butcher Attraction Payment 21
14.4. Amendment to Council Policy 5.1 Bank Signatories and Payments 24
15. DIRECTORATE OF CORPORATE AND COMMUNITY SERVICES 27
15.1. Monthly Statement of Financial Activity – December 2024 27
15.2. Monthly Statement of Financial Activity – January 2025 53
15.3. Accounts Paid by Authority – December 2024 79
15.4. Accounts Paid by Authority – January 2025 97
16. DIRECTORATE OF WORKS 112
17. ELECTED MEMBERS MOTIONS WITH PREVIOUS NOTICE 112
18. NEW OR URGENT BUSINESS INTRODUCED BY DECISION OF THE MEETING 112
19. MATTERS FOR WHICH THE MEETING MAY BE CLOSED 112
19.1. Confidential Item – Appointment of a Senior Employee 112
20. CLOSURE OF MEETING 113

1. DECLARATION OF OPENING / ANNOUNCEMENT OF VISITORS

The Chairman declared the meeting open at 2.09pm.

2. ACKNOWLEDGEMENT OF COUNTRY

We acknowledge the Willman Noongar people of this area and recognise their continuing connection to land, waters and community. We pay respect to Elders past, present and emerging.

3. ANNOUNCEMENTS BY THE PRESIDING MEMBER

Please turn your mobile phones to silent, any calls are to be taken outside of the Chambers.
Thank you.
Welcome everyone to the 2025 New Year. I am looking forward to a successful productive year from everyone.
Welcome to the Shire of Pingelly Member Mr Charlie Brown. Please introduce yourself. Mr Charlie Brown is the accountant for the Shire of Pingelly.

Mr Charlie Brown introduced himself to the Council and community. Local Government experience since 1974, and previously worked with the Shire of Pingelly in 2003 covering a staff member on maternity leave. Extremely experienced in local government and many shires. Look forward to working with you all.

Council welcomes Charlie to the team.

4. RECORD OF ATTENDANCE / APOLOGIES / APPROVED LEAVE OF ABSENCE

Members Present

Cr J McBurney	President
Cr P Wood	Deputy President
Cr C Cheney	
Cr B Hotham	
Cr K Singh	
Cr A Trethewey	

Staff in Attendance

Mr A Dover	Chief Executive Officer
Mr M Hudson	Executive Manager Works
Mrs S Nyssen	Governance and Executive Officer
Mr C Brown	Accountant

Public Members

Ms Leona Ebsworth
Ms Lee Steel
Ms Jenni Borg
Ms Sue Reed

5. RESPONSE TO PREVIOUS PUBLIC QUESTIONS TAKEN ON NOTICE

Nil

6. PUBLIC QUESTION TIME

Please see Public Question Time Information on page 3.

Ms Leona Ebsworth is welcomed to the Podium.
Leona Ebsworth

Q1: How much is the pool warming quote?

Re: One quote for solar heating has been received. A second quotation has not been received as yet. The price is commercially confidential and is substantial. Any decision on this will be considered as part of the budget for the new financial year.

Q2: More shelter requested over concrete seating. PTG can put this up, Shire to supply?

R: There are a number of improvements to be completed at the pool. Most significantly, work to the pool bowl is urgently needed to ensure that the pool's integrity is maintained and to fix the leaks. We will consider additional shelter at the pool as part of the budget for the new financial year.

Q3: Other districts using our facilities to pay more, i.e. Pool and oval, to help with cost of upkeep?

R: Charging visitors more to use our facilities is not anticipated to generate significantly greater income and would discourage visitors from coming to Pingelly, impacting our shops and hotels. It also would be difficult to implement, particularly when compared with the amount of money which would be raised. Shire facilities such as the pool and oval are heavily subsidised. The income earned is very small in comparison to the operational costs.

Q4: Can a letter be sent to Pingelly Transport to go around edge of town not turn up and down Park Street? Surely, they should know better.

R: The Shire recognises the issue being it's on a hill and passes the school. We are trying to reconstruct Belfour Street to Aviation Street to remove the trucks from this part of town. This is a long-term solution. We can have a talk with the Pingelly Transport to discuss further.

Q5: Can you please explain how a public meeting is called to "discuss" the water shortage problem, but a decision was already made with no other options talked about?

R: A Special Council Meeting was called 'for Council to consider a backup water system to maintain the town oval to a standard that meets community expectations.' This meeting was a meeting of Councillors to consider this one very specific matter. While the public were invited to observe our meeting, it was not a "public meeting".

Q6: Are we losing our Tip shop and if yes why? Other Shires have one and a fabulous one at that.

R: There have been quite a number of break ins at the tip over the last number of months – in one weekend, there were at least 5 break ins. These break ins have been to steal from the tip shop and so a new approach has been taken. It has been very noticeable that several people would come during the day and look at items and then we suspect that it is the same people who cut the fence and take those items later that evening when the tip has closed.

Items that are considered to have value – i.e. those that previously were sold at the tip shop will now be donated to the op shop or other outlets. This new approach just means that the point of sale for these items moves from the tip to another outlet.

Council thanks Ms Leona Ebsworth for her questions. Ms Ebsworth takes a seat.

Council welcome Lee Steel to the podium.

<u>Lee Steel</u>
Q7: What processes do the Shire have in place and what is the Shire communication policy, to ensure that they are being respectful to people who contact the shire?

R: Question is taken on notice.

Q8: I note that in 2024 Council advised community that there is an accepted formulae to determine which roads are most important and therefore should be prioritised to receive funding. With this

comment in mind, can you explain the Council's decision to include lay people / resident of Pingelly to provide input into the road plan, and particularly the prioritising of road maintenance. What is expected to be achieved by have unskilled lay people giving advice when there is are paid professions who are qualified to provide advice to Council?

R: This was effective in the Shire of Woodanilling. Roads are assessed on local knowledge, future works and future projects. The formula to distribute the funding combined with input from the community effectively prioritise roads in order to fairly distribute the funding. This was a fair system were everyone has their say.

Q9: Terms of reference?

R: It will be simply an advisory group.

Q10: Regarding the current financial year, can you advise how much the budget was for the Christmas Village project including staff wages to date.

R: Question is taken on Notice.

Q11: I note that Council approved a recent cost to water supply to oval and approximately annual expense. As the Christmas Village project is as a long-term project to grow Pingelly socially and economically. Am I correct in assuming similar happened and that councillors are aware the average annual costs will continue to be?

R: The Christmas Village budget is determined at the budget stage. It has a general budget plan and is not locked into the budget cycle.

Q12: Do you currently or are you intending to place dollars in a reserve fund so that maintenance and replacement can happen to existing display items?

R: Its not part of the reserve. What we have been doing is buying a number of times that are designed for the long term, generally at a higher cost, and other items that are cheaper for the short term.

Q13: What level of ratepayer dollars needs to be spent on a long-term project before you as a Council need to do a genuine review to determine if it is a good spend and value for money?

R: A genuine review has been conducted. That information you are referring to is local data and is very reliable, and industry recognised. There is a high level of certainty with that information.

Q14: Councils policy manual refers to the community member of the year however I assume some time ago Councillors approved converting it to a general community service award. What Councillors' rationale for this change or was it done so that non-local residents could be nominated?

R: Nominating non-locals for the award was not part of the discussion when the policy was amended. The policy is the overall guiding document which overrides the application form in the case of any discrepancies as it has been adopted by Council. The policy states that the person has to have an association with Pingelly, not be a resident.

Q15: I struggle to understand how Councillors measured an individuals worth against a community group consisting of multiple members and a local persons contribution as opposed to non-local. Can you advise the criteria used by councillors to choose the award recipients?

R: This was a difficult decision. We intend to review the Council Awards and see if we can see the criteria and make amendments to make it more fair regarding individual v community groups.

Q16: Can you advise the minutes from the 2025 General Electors Meeting will be placed online for residence to view?

R: Within the month.

Lee steel takes a seat and Council welcome Jenni Borg to the podium.

Q17: As per discussion in the November meeting, I am enquiring about my road. You stated my road would be done before Christmas.

R: I did not state it would be done before Christmas. We are doing Wickepin-Pingelly Road and works would be done at the completion of this project. As soon as all the plant is used on Wickepin-Pingelly Road. Expect gravel to be their shortly. We are also doing this on Raglan.

Jenni Borg: You are a liar.

President calls point of order. This is public question time, not an opportunity for public to attack the staff. All issues should be made through the CEO.

Q18: The house that burnt down out of town, when is this going to be addressed? It has asbestos.

R: This is a question for the landowner. This is not Shire property. The landowner is the first person responsible for any contamination. I have not been advised of asbestos on this property previously.

Council asks members of the public to please consider submitting questions in writing so that the questions can be addressed within the Council meeting. Thank you, Jenni Borg.

7. APPLICATIONS FOR LEAVE OF ABSENCE

Nil.

8. DISCLOSURES OF INTEREST

President Jackie McBurney 14.2 Impartial

9. CONFIRMATION OF MINUTES OF PREVIOUS MEETINGS

9.1. Confirmation of Minutes of Previous Meetings – 10 December 2024

Statutory Environment:
Section 5.22 of the *Local Government Act* provides that minutes of all meetings are to be kept and submitted to the next ordinary meeting of the Council or the committee, as the case requires, for confirmation.

13522 Cr Angela Trethewey moved, Cr Bryan Hotham seconded

Voting Requirements:
Simple Majority

Recommendation and Council Decision:

That the Minutes of the Ordinary Meeting of the Council of the Shire of Pingelly held in the Council Chambers on 10 December 2024 be confirmed.

Carried Unanimously 6 votes to 0

For:	President Jackie McBurney, Deputy Peter Wood, Cr Clinton Cheney, Cr Bryan Hotham, Cr Karmvir Singh and Cr Angela Tretheway
Against:	Nil

9.2. Confirmation of Minutes of Previous Meetings – 19 December 2024

Statutory Environment:
Section 5.22 of the *Local Government Act* provides that minutes of all meetings are to be kept and submitted to the next ordinary meeting of the council or the committee, as the case requires, for confirmation.

13523 Cr Bryan Hotham moved, Cr Angela Trethewey seconded

Voting Requirements:
Simple Majority

Recommendation and Council Decision:

That the Minutes of the Special Meeting of the Council of the Shire of Pingelly held in the Council Chambers on 19 December 2024 be confirmed.

Carried Unanimously 6 votes to 0

For:	President Jackie McBurney, Deputy Peter Wood, Cr Clinton Cheney, Cr Bryan Hotham, Cr Karmvir Singh and Cr Angela Tretheway
Against:	Nil

9.3. Confirmation of Minutes of Previous Meetings – 15 January 2025

Statutory Environment:
Section 5.22 of the *Local Government Act* provides that minutes of all meetings are to be kept and submitted to the next ordinary meeting of the council or the committee, as the case requires, for confirmation.

13524 Deputy Peter Wood moved, Cr Bryan Hotham seconded

Voting Requirements:
Simple Majority

Recommendation and Council Decision:

That the Minutes of the Special Meeting of the Council of the Shire of Pingelly held in the Council Chambers on 15 January 2025 be confirmed.

Carried Unanimously 6 votes to 0

For:	President Jackie McBurney, Deputy Peter Wood, Cr Clinton Cheney, Cr Bryan Hotham, Cr Karmvir Singh and Cr Angela Tretheway
Against:	Nil

9.4. Confirmation of Minutes of Previous Meetings – 22 January 2025

Statutory Environment:
Section 5.22 of the *Local Government Act* provides that minutes of all meetings are to be kept and submitted to the next ordinary meeting of the council or the committee, as the case requires, for confirmation.

13525 Cr Karmvir Singh moved, Cr Angela Trethewey seconded

Voting Requirements:
Simple Majority

Recommendation and Council Decision:

That the Minutes of the Special Meeting of the Council of the Shire of Pingelly held in the Council Chambers on 22 January 2025 be confirmed.

Carried Unanimously 6 votes to 0

For:	President Jackie McBurney, Deputy Peter Wood, Cr Clinton Cheney, Cr Bryan Hotham, Cr Karmvir Singh and Cr Angela Tretheway
Against:	Nil

10. PETITIONS / DEPUTATIONS / PRESENTATIONS / SUBMISSIONS
Nil

11. ITEMS BROUGHT FORWARD DUE TO PERSONS ATTENDING
Nil

12. REPORTS OF COMMITTEES

12.1. Reports of Committees of Council

• Audit & Risk Committee	Full Council
• Bush Fire Advisory Committee	Member – VACANT Deputy – Cr Hotham
• CEO Performance Review Committee	Member – Shire President Member – Deputy President Member – Cr Cheney Member – Cr Hotham

13526 Deputy Peter Wood moved, Cr Bryan Hotham seconded

Voting Requirements:
Simple Majority

Recommendation and Council Decision:

That Council notes the minutes of the Audit and Risk Committee meeting dated 19 February 2025

Carried Unanimously 6 votes to 0

For:	President Jackie McBurney, Deputy Peter Wood, Cr Clinton Cheney, Cr Bryan Hotham, Cr Karmvir Singh and Cr Angela Tretheway
Against:	Nil

13527 Cr Clinton Cheney moved, Cr Angela Trethewey seconded

Voting Requirements:
Simple Majority

Committee Recommendation and Council Decision:

That Council adopts the Compliance Audit Return (CAR) for the 2024 calendar year presented as attached.

Carried Unanimously 6 votes to 0

For:	President Jackie McBurney, Deputy Peter Wood, Cr Clinton Cheney, Cr Bryan Hotham, Cr Karmvir Singh and Cr Angela Tretheway
Against:	Nil

12.2. Reports of Council Delegates on External Committee

• Central Country Zone of WALGA	Delegate – Shire President Delegate – Deputy President
• Hotham-Dale Regional Road Sub-Group	Delegate – Shire President Deputy – Deputy President
• Pingelly Recreation & Cultural Centre Board	Member – Shire President
• Development Assessment Panel	Delegate – Shire President Delegate – VACANT Deputy – Cr Hotham Deputy – Cr Singh
• Pingelly Tourism Group	Delegate – Cr Singh Deputy – VACANT
• Shires of Pingelly and Wandering Joint Local Emergency Management Committee	Delegate – Shire President Delegate – Deputy President Deputy – Cr Cheney
• Pingelly Youth Network	Delegate – VACANT Delegate – Cr Cheney Deputy – Shire President
• Pingelly Early Years Network	Delegate – Shire President Deputy – Cr Trethewey
• Pingelly Community Wellbeing Plan Working Group	Delegate – Shire President Deputy – VACANT
• Pingelly Museum and Historical Group	Delegate – Cr Hotham Deputy – Cr Singh Deputy – Cr Trethewey

13. REPORTS OF COUNCILLORS

13.1. Reports of President

DECEMBER
10th Ordinary Council Meeting
11th President Deputy CEO Meeting
11th Pingelly Primary School Concert
12th Party on the Oval
16th Special Meeting of Electors
19th Special Council Meeting
19th International Day of People with Disability
20th Christmas Celebrations with Staff/Shire

JANUARY
15th Special Council Meeting
22nd Special Council Meeting
22nd General Meeting of Electors
26th Australia Day Brunch and Community Awards

FEBRUARY
5th Meeting with Common Ground
12th Regular President Deputy CEO Meeting
12th PRACC Board Meeting
19th Early Years Network Meeting
19th Audit and Risk Committee
19th Ordinary Council Meeting

13.2. Memorials

The Chairman to ask Councillors if there are any memorials to be noted in the minutes.

- Council sends their heartfelt condolences to the family and friends of Dianne Hughes.
- Council sends their heartfelt condolences to the family and friends of Kevin Heazlewood
- Son of Ryan Gilmore

13.3. Celebrations

The Chairman to ask Councillors if there are any commemorations to be noted in the minutes.

- Council celebrate and recognise Peter Narducci for his commitment and thank him for the work he has done and the contribution he has made for the Shire of Pingelly.
- Council congratulates the recipients of the winners of the 2024 Community Awards:
    - Volunteer of the Year – Rodney Shaddick
    - Community Service Award – Lorraine Riches
    - Senior of the Year – Pingelly Stay Active
    - Youth of the Year – Lily Spencer

14. OFFICE OF THE CHIEF EXECUTIVE OFFICER

14.1. Council Delegates to Council Committee and Various External Committees

File Reference: **ADM0008**
Location: **Not Applicable**
Applicant: **Not Applicable**
Author: **Governance and Executive Officer**
Disclosure of Interest: **Nil**
Attachments: **Nil**
Previous Reference: **Nil**

Summary
Council to consider appointing a member to various committees following Cr Narducci's resignation.

Background
Council has a number of delegates on council committees and external committees. These committees and their delegates are listed in this agenda at item 12.1 and 12.2. The purpose of these delegates is to provide representation from Council on the committee and to report back to Council regarding any decisions made by the committee. These delegates are not empowered to make decision or commitments on behalf of Council.

Comment
Following the recent resignation of Councillor Peter Narducci, vacancies have arisen in Council's representation on a council committee and of several external committees. As outlined in items 12.1 and 12.2 of this agenda, Council appoints delegates to these committees to ensure ongoing representation and communication between Council and external organisations.

The role of these delegates is to attend meetings, provide updates to Council, and relay relevant information; however, they do not have the authority to make decisions or commitments on behalf of Council.

To maintain effective engagement with these committees and demonstrate Council's ongoing commitment to external collaboration, it is necessary to appoint new delegates to fill the vacancies. Council is therefore required to consider and nominate representatives for the below listed external committees.

- Bush Fire Advisory Committee - Member
- Development Assessment Panel - Delegate
- Pingelly Tourism Group - Delegate
- Pingelly Youth Network Committee - Delegate
- Pingelly Community Wellbeing Plan Working Group Committee - Delegate

Consultation
Chief Executive Officer

Statutory Environment
Nil

Policy Implications
Nil

Financial Implications
Nil

Strategic Implications
Business as usual

Risk Implications

Risk:	Inadequate representation on committees may cause reputational damage and limit communication opportunities.		
Consequence Theme:	Reputational	**Impact:**	Minor
Consequence:	Low impact, a small number of complaints.		
Likelihood Rating:	Unlikely	**Risk Matrix:**	Low (4)
Action Plan:	No further action is required.		

13528 Cr Clinton Cheney moved, Cr Angela Trethewey seconded

Voting Requirements:
Simple Majority

Recommendation and Council Decision:

That Council appoints the following delegates to the following committee of Council and External Committees:

- **Bush Fire Advisory Committee** — **Member – Cr Hotham**, **Deputy – Cr P Wood**
- **Development Assessment Panel** — **Delegate – Cr Cheney**
- **Pingelly Tourism Group** — **Delegate – President Deputy - Cr Singh**
- **Pingelly Youth Network Committee** — **Delegate – President**
- **Pingelly Community Wellbeing Plan - Working Group Committee** — **Deputy – Cr Hotham**

Carried Unanimously 6 votes to 0

For:	President Jackie McBurney, Deputy Peter Wood, Cr Clinton Cheney, Cr Bryan Hotham, Cr Karmvir Singh and Cr Angela Tretheway
Against:	Nil

CEO Andrew Dover left the Council Chambers at 3.08pm

14.2. Road Closure – Section of Walton Street, Pingelly WA 6308

File Reference: **ADM0377**
Location: **Not Applicable**
Applicant: **Not Applicable**
Author: **Governance and Executive Officer**
Disclosure of Interest: **Nil**
Attachments: **Public Notice**
Previous Reference: **Nil**

Summary
Council is requested to consider permanently closing the section of Walton Street, between Palace Street and Eliot Street in Pingelly.

Background
The Shire of Pingelly has received a request to permanently close a section of Walton Street, between Palace Street and Eliot Street. For Council to consider this request, several procedural steps must be undertaken in accordance with legislative requirements. These include:

- Advertising the proposed road closure for a minimum of 35 days to invite public submissions.
- A formal Council resolution to approve the closure.
- Submitting an application to the Minister for Lands to formally close the road.
- Facilitating the acquisition of the land from the Department of Planning, Lands and Heritage (DPLH).

For a prospective purchaser to acquire the land from the Department of Planning, Lands and Heritage (DPLH), they must submit an application to DPLH. Upon receipt of the application, DPLH will offer ownership of the land in equal portions to the two adjoining landowners—Telstra and JMac Engineering. Should both landowners wish to proceed, the acquisition process will be subject to statutory referrals, consents, and agreements. If the one landowner declines the offer, the other landowner will have the opportunity to purchase the entire closed road from the State. Upon completion of these processes, settlement will occur, and the land will be amalgamated accordingly, finalizing the road closure.

Comment
The proposed closure of this section of Walton Street must be conducted in compliance with Section 58 of the *Land Administration Act 1997* and Section 9 of the *Land Administration Regulations 1998*. As part of the process, the Shire is required to submit a Crown Land Enquiry Form to initiate the closure and acquisition proceedings.

The closure of this laneway has been requested to facilitate better land use and integration with adjoining properties. The Shire has reviewed the request and has no objections to the closure, nor to the land being amalgamated into the adjoining property/properties, provided that all statutory approvals and processes are completed.

In considering this matter, Council should note:

- The impact on accessibility and road network functionality—this section of Walton Street is not deemed critical for public access, and alternative routes are available.
- The obligations of the Department of Planning, Lands and Heritage, which requires the land to be initially offered in equal portions to both adjacent landowners. If one landowner declines, the other may purchase the entire portion.
- The potential benefits of the closure, which include improved land utilisation and development opportunities for adjoining landowners.

Proceeding with the closure will require the shire to undertake statutory advertising, consider any public submissions received, and obtain final Ministerial approval.

Consultation
In accordance with Section 9 of the *Land Administration Regulations 1998,* Council is required to publish a public notice regarding the proposed road closure and allow a minimum submission period of 35 days (five weeks) for public feedback.

This notice must be published on the local government's website and in a newspaper circulating within the district. Following the consultation period, Council must review all submissions received before making a determination on the road closure and submitting a formal request to the Minister for Lands. In compliance with these requirements, public consultation was undertaken, and a public notice was published on 8 January 2025 through the following channels:

Website
Narrogin Observer
Pingelly Times
Notice Board
Facebook

No submissions were received during the consultation period.

Statutory Environment
Land Administration Act 1997

Land Administration Regulations 1998, section 9 –
9. Requirements for closure of road at request of local government (Act s. 58)

(1) Before passing a resolution to make a request to the Minister under section 58(1) of the Act for the Minister to close a road permanently, a local government must publish an advertisement containing —

(a) notice of motion for the resolution; and

(b) an invitation to the public to make submissions to the local government on the proposed closure within the period (the submission period) of 35 days after the day on which the advertisement is published.

(2) The advertisement must be published in either or both of the following ways —

(a) in a newspaper circulating in the district of the local government;

(b) on the website of the local government.

(3) The local government must not pass the resolution to make the request to the Minister unless —

(a) the submission period has ended; and

(b) the local government has considered any submissions made to it within the submission period.

(4) If the advertisement is published in both of the ways referred to in subregulation (2) and the submission periods specified in t those publications end on different days, for the purposes of subregulation (3) the submission period is taken to end on the latest of those days.

(5) The local government must include the following with the request to the Minister —

(a) written confirmation that the local government has resolved to make the request, the date when the relevant resolution was passed and any other information relating to the resolution that the Minister may require;

(b) sketch plans showing the location of the road and the proposed future disposition of the land comprising the road after it has been closed;

(c) written confirmation that the local government has complied with subregulations (1) to (3);

(d) a copy of the advertisement referred to in subregulation (1);

(e) copies of any submissions made to the local government within the submission period and the local government's comments on those submissions;

(f) any other information the local government considers relevant to the Minister's consideration of the request.

(6) This regulation does not apply to a request under section 58(1) of the Act to which *regulation 9A applies.*

Policy Implications
Nil.

Financial Implications
The closure of this section of Walton Street will result in cost savings for the Shire by eliminating ongoing maintenance expenses, including grading, drainage, and weed control.

Closing this small section of road will have a small negative impact on the overall calculation for the Financial Assistance Grants. However, this will be offset by the land's transfer to private ownership which is anticipated lead to increased rates revenue. Both of these impacts are very minor. Overall, the closure reduces maintenance costs and improves land use efficiency.

Strategic Implications
Outcome 8. Sustainable economic growth with decent learning opportunities and work for all.
Objective 8.1. Create and support opportunities to diversity and grow the economy.
Action 8.1.1. Explore opportunities to make more industrial land available.

Risk Implications
Nil

13529 Deputy Peter Wood moved, Cr Clinton Cheney seconded

Voting Requirements:
Simple Majority

Recommendation and Council Decision:

That Council:

1. **Endorses the commencement of the statutory process for the permanent road closure of the section of Walton Street between Palace Street and Eliot Street; and**
2. **Authorises the Chief Executive Officer to proceed with the submission of the road closure and all statutory requirements in accordance with the *Land Administration Act 1997*.**

Carried Unanimously 6 votes to 0

For:	President Jackie McBurney, Deputy Peter Wood, Cr Clinton Cheney, Cr Bryan Hotham, Cr Karmvir Singh and Cr Angela Tretheway
Against:	Nil

Land Administration Regulations 1998

PROPOSED ROAD CLOSURE – SECTION OF WALTON STREET, PINGELLY WA 6308.

Notice is hereby given that the Shire of Pingelly intends to permanently close the section of Walton Street, between Palace Street and Eliot Street in Pingelly. This proposed road closure is in pursuant of section 9 of the *Land Administration Regulations 1998.*

Details of Closure:

Location: Walton Street, between Palace Street and Eliot Street, Pingelly WA 6308.

Date: Proposed Closure date is March 2025.

Reason: By request.

As part of this proposal, the public is invited to provide feedback regarding the permanent closure. Submissions will be considered before being presented to Council on the 19 February 2025.

For further information please contact Mrs Storm Nyssen, Governance and Executive Officer at the Shire of Pingelly on 08 9887 1066 or email storm.nyssen@pingelly.wa.gov.au

Andrew Dover
Chief Executive Officer
Shire of Pingelly
17 Queen Street
Pingelly WA 6308

14.3. Butcher Shop Attraction Payment

File Reference: **ADM0722**
Location: **Not Applicable**
Applicant: **Not Applicable**
Author: **Chief Executive Officer**
Disclosure of Interest: **Nil**
Attachments: **Nil**
Previous Reference: **Nil**

Summary
Council is requested to consider an attraction payment for a person to purchase the butcher business.

Background
Pingelly Quality Meats is a highly reputable local business located on Parade Street. This business, along with the other main street businesses, attract people to the main street. The loss of an individual business such as the butcher would negatively impact the remaining businesses causing them the be less viable. These businesses are therefore interdependent.

The current owner of Pingelly Quality Meats is looking to sell the business for personal reasons. However, there are not many butchers that are looking to purchase a business in Pingelly. The loss of this business would significantly impact the other main street businesses and Pingelly as a whole.

Comment
Pingelly Quality Meats is a profitable enterprise and a valued business in Pingelly. The business has been advertised for sale, however, no local expressions of interest have been received. It is considered necessary to offer an attraction payment in order to attract a qualified buyer. This payment should be sufficiently large so as to attract the right purchaser. It is suggested that a once off attraction payment of $20,000 is significant enough to both cover any relocation costs and to attract interested purchasers.

A contract to provide services would be required which would contain the following clauses, in exchange for the attraction payment that:

- The butcher shop is open at a minimum during normal business hours of 8am – 5pm 4 days per week and 8am – 12pm on Saturday;
- The butcher shop is to open at least 45 weeks of the year;
- The purchaser repays the attraction payment in full if the business ceases to operate within the first 12 months; and
- The purchaser repays 50% of the attraction payment in full if the business ceases to operate within the second 12 months.

The attraction payment will be paid following the opening of the butcher shop under new ownership.

The Shire, similar to many others, makes ongoing attraction payments to ensure medical services continue to be provided. These payments are substantially more than this once off payment.

In addition to the above, the Shire may lease a residential property to the purchaser at a commercial rent.

Consultation
Discussions have been conducted between the Shire and the current owner of Pingelly Quality Meats.

Statutory Environment
Nil.

Policy Implications
Council Policy 5.18, Pingelly Industry Attraction Programme is to:

1.1 To encourage, promote and support investment, industry and employment opportunities in the Shire of Pingelly. The Shire of Pingelly recognises its role and importance in supporting business and taking actions to stimulate the local Pingelly economy. This includes the attraction of new industries, businesses and services to Pingelly, and the growth of existing services located within the Shire.

1.2 The Pingelly Industry Attraction Programme is designed to attract and establish new businesses and the growth of existing businesses across both industrial and commercial sectors within the Shire of Pingelly.

This recommendation does not fit within the scope of the above policy as it is to retain existing, rather than attract new or expanded businesses. However, it is essential that successful existing businesses are retained.

The proposed purchaser will be required to provide a comprehensive business plan to the satisfaction of the Shire of Pingelly which demonstrates their proposed business model and viability of the business. The business plan will be assessed by Council at a later stage, prior to any financial commitments being made and will be assessed against the relevant criteria.

Financial Implications
It is proposed that the funding of $20,000 is withdrawn from the Pingelly Industry Attraction Programme budget. This budget has been allocated $50,000 in the 2024/25 Financial Year, all of which is available.

Strategic Implications
Outcome 8. Sustainable economic growth with decent learning opportunities and work for all.
Objective 8.1. Create and support opportunities to diversity and grow the economy.
Objective 8.2. Activate the town centre.

Risk Implications

Risk:	If no action is taken and Pingelly Quality Meats closes, it will significantly impact the viability of other main street businesses.		
Consequence Theme:	Reputational	**Impact:**	Minor
Consequence:	Low impact, a small number of complaints		
Likelihood Rating:	Possible	**Risk Matrix:**	Moderate
Action Plan:	Acceptable with adequate controls, managed by specific procedures, subject to semi-annual monitoring.		

CEO Andrew Dover returned to the Council Chambers at 03.16pm

13530 President Jackie McBurney moved, Deputy P Wood seconded

Voting Requirements:
Simple Majority

Council Decision:

That Council:

1. **Approve the advertisement of an attraction package of $20,000, for a period of 6 months from the date of this meeting, to attract a buyer to purchase Pingelly Quality Meats subject to the following conditions:**
   a) **The butcher shop is open at a minimum of 8 hours, Monday to Friday, and 4 hours on Saturday;**
   b) **The butcher shop is to open at least 45 weeks of the year;**
   c) **The purchaser repays the attraction payment in full if the business ceases to operate within the first 12 months; and**
   d) **The purchaser repays 50% of the attraction payment in full if the business ceases to operate within the second 12 months.**
2. **The advertisement must also include details that a business plan is required to outline the business model and demonstrate the viability of the business. Council will assess any business plans submitted, and may approve or refuse funding.**
3. **Payment will be made 30-40 days following settlement of the purchase of the business.**

Carried Unanimously 6 votes to 0

For:	President Jackie McBurney, Deputy Peter Wood, Cr Clinton Cheney, Cr Bryan Hotham, Cr Karmvir Singh and Cr Angela Tretheway
Against:	Nil

14.4. Amendment to Council Policy 5.1 Bank Signatories and Payments

File Reference: **ADM0722**
Location: **Not Applicable**
Applicant: **Not Applicable**
Author: **Chief Executive Officer**
Disclosure of Interest: **Nil**
Attachments: **Council Policy 5.1 Bank Account Signatories and Payments**
Previous Reference: **Nil**

Summary
Council is requested to consider modifying Council Policy 5.1 Bank Signatories and Payments to include the position of Accountant as a signatory for bulk payments.

Background
The Shire has now engaged a part time accountant to provide assistance to the Executive Manager Corporate Services as this area has been stretched due to significant additional compliance requirements over the years. Engaging the part time accountant will allow the Executive Manager to focus on other pressing matters while retaining overall responsibility and oversight of the finance.

Comment
In order to allow the Accountant to approve bulk payments i.e. money transfers, payments to creditors, and payroll, Policy 5.1 needs to be changed to add an additional authorised signatory. Currently the CEO, two Executive Managers and the Senior Finance Officer are authorised signatories. However, according to the policy (section 4.2) '*where an officer has been involved in the preparation of a payment batch, the payment will be approved by two other signatories.'* This leaves three signatories remaining. If two of these signatories are not available, bulk payments cannot be made.

In addition to the above, adding the Accountant to approve payments, will allow the Executive Managers and CEO to focus on other tasks.

This change retains the integrity of the payment system while allowing business to proceed in a more efficient manner.

In addition, the modified policy also updates the title for the Manager Community and Corporate Services.

Consultation
Nil

Statutory Environment
Nil

Policy Implications
This resolution will amend Council Policy 5.1

Financial Implications
Nil

Strategic Implications
Business as usual

Risk Implications
Nil

13531 Cr Bryan Hotham moved, Cr Angela Trethewey seconded

Voting Requirements:
Simple Majority

Recommendation and Council Decision:

That Council modify Council Policy 5.1 Bank Signatories and Payments as attached to include the position of Accountant as a signatory for bulk payments; and update the Manager Community and Corporate Services title.

Carried Unanimously 6 votes to 0

For:	President Jackie McBurney, Deputy Peter Wood, Cr Clinton Cheney, Cr Bryan Hotham, Cr Karmvir Singh and Cr Angela Tretheway
Against:	Nil

5.1 Bank Account Signatories and Payments

1. PURPOSE

1.1 The purpose of this Policy is to designate a hierarchy of signatories for Shire bank and investment accounts.

2. SCOPE

2.1 This Policy is applicable to the Shire of Pingelly and its operations.

3. DEFINITIONS

N/A

4. POLICY STATEMENT

4.1 All bank transactions are to be authorised by two signatories. This includes payments by cheque, electronic funds transfer, transfers between accounts, payroll payments and investment ofsurplus and reserve funds.

4.2 Where an officer has been involved in the preparation of a payment batch, the payment will be approved by two other signatories.

4.3 Authorised signatories are the Chief Executive Officer, the Executive Manager / Manager Community and Corporate Services, Executive Manager Works, Accountant and Senior Finance Officer.

5. RELATED DOCUMENTATION / LEGISLATION

Nil

6. REVIEW DETAILS

Review Frequency	Bi-Annually
Council Adoption	21 April 2010, 18 March 2015, 17 June 2015, 17 May 2017, 18 July 2018, 15 July 2020, 18 May 2022

15. DIRECTORATE OF CORPORATE AND COMMUNITY SERVICES

15.1. Monthly Statement of Financial Activity – December 2024

File Reference:	**ADM0075**
Location:	**Not Applicable**
Applicant:	**Not Applicable**
Author:	**Accountant**
Disclosure of Interest:	**Nil**
Attachments:	**Monthly Statement of Financial Activity for the period 1 to 31 December 2024.**
Previous Reference:	**Nil**

Summary

In Accordance with the *Local Government Act 1995* Section 5.25 (1) and *Local Government (Financial Management) Regulations 1996*, Monthly Financial Statements are required to be presented to Council, in order to ensure that income and expenditure is in keeping with budget forecasts.

The Monthly Statement of Financial Activity for the month of December 2024 is attached for Council consideration and adoption. This report now incorporates new Australian Accounting Standards Board (AASB) requirements effective from 1 July 2019. AASB 15 Revenue from Contracts with Customers (IFRS 15), AASB 1058 Income for Not-for Profit Entities, AASB 16 Lease replaces AASB 117 (IFRS 16).

Background

In order to prepare the monthly statements, the following reconciliations have been completed and verified:

- Reconciliation of assets, payroll and taxation services;
- Reconciliation of all shire's bank accounts, including term deposits;
- Reconciliation of rates, including outstanding debtors;
- Reconciliation of sundry creditors and debtors;

Comment

The Monthly Financial report has been prepared in accordance with statutory requirements and provides council with their financial position as at 31 December 2024.

Consultation

Nil

Statutory Environment

Local Government Act 1995;
Local Government (Financial Management) Regulations 1996
Section 34: Financial Reports to be prepared

(1) A local government is to prepare each month a statement of financial activity reporting on the sources and applications of funds, as set out in the annual budget under regulation 22(1)(d), for that month in the following detail -

(a) Annual budget estimates, taking into account any expenditure incurred for an additional purpose under section 6.8(1) (b) or (c);
(b) Budget estimates to the end of the month to which the statement relates;
(c) Actual amounts of expenditure, revenue and income to the end of the month to which the statement relates;
(d) Material variances between the comparable amounts referred to in paragraphs (b) and (c); and
(e) The net current assets at the end of the month to which the statement relates.

(2) Each statement of financial activity is to be accompanied by documents containing -

(a) An explanation of the composition of the net current assets of the month to which the statement relates, less committed assets and restricted assets;

(b) An explanation of each of the material variances referred to in sub regulation (1) (d); and
(c) Such other supporting information as is considered relevant by the local government.

(3) The information in a statement of financial activity may be shown -
(a) According to nature and type classification;
(b) By program; or
(c) By business unit.

(4) A statement of financial activity, and the accompanying documents referred to in sub regulation (2), is to be -
(a) Presented to the council -
(i) At the next ordinary meeting of the council following the end of the month to which the statement relates; or
(ii) if the statement is not prepared in time to present it to the meeting referred to in subparagraph (i), to the next ordinary meeting of the council after that meeting; and
(b) Recorded in the minutes of the meeting at which it is presented.

(5) Each financial year, a local government is to adopt a percentage or value, calculated in accordance with AAS 5, to be used in statements of financial activity for reporting material variances.

Policy Implications
There are no policy implications.

Financial Implications
The report and Officer recommendation is consistent with Council's adopted Budget 2024/25.

Strategic Implications
Business as usual.

Risk Implications

Risk:	Failure to monitor the Shire's ongoing financial performance would increase the risk of a negative impact on the Shire's financial position. As the monthly report is a legislative requirement, non-compliance may result in a qualified audit.		
Consequence Theme:	Reputational / Compliance	**Impact:**	Minor
Consequence:	Low impact, a small number of complaints. Some temporary non-compliance		
Likelihood Rating:	Unlikely	**Risk Matrix:**	Low (4)
Action Plan:	Risk is acceptable with adequate controls, managed by routine procedures and subject to annual monitoring.		

13532 Cr Clinton Cheney moved, Cr Karmvir Singh seconded

Voting Requirements:
Simple Majority

Recommendation and Council Decision:

That with respect to the Monthly Statements of Financial Activity for the month ending 31 December 2024 be accepted and material variances be noted.

Carried Unanimously 6 votes to 0

For:	President Jackie McBurney, Deputy Peter Wood, Cr Clinton Cheney, Cr Bryan Hotham, Cr Karmvir Singh and Cr Angela Tretheway
Against:	Nil

SHIRE OF PINGELLY

MONTHLY FINANCIAL REPORT

(Containing the required statement of financial activity and statement of financial position)

For the period ended 31 December 2024

LOCAL GOVERNMENT ACT 1995
LOCAL GOVERNMENT (FINANCIAL MANAGEMENT) REGULATIONS 1996

TABLE OF CONTENTS

Statement of Financial Activity		2
Statement of Financial Position		3
Note 1	Basis of Preparation	4
Note 2	Net Current Assets Information	5
Note 3	Explanation of Material Variances	6

SHIRE OF PINGELLY
STATEMENT OF FINANCIAL ACTIVITY
FOR THE PERIOD ENDED 31 DECEMBER 2024

	Note	Adopted Budget Estimates (a)	YTD Budget Estimates (b)	YTD Actual (c)	Variance* $ (c) - (b)	Variance* % ((c) - (b))/(b)	Var.
		$	$	$	$	%	
OPERATING ACTIVITIES							
Revenue from operating activities							
General rates		2,522,431	2,522,431	**2,513,926**	(8,505)	(0.34%)	
Grants, subsidies and contributions		932,546	932,546	**368,418**	(564,128)	(60.49%)	▼
Fees and charges		447,951	447,951	**334,427**	(113,524)	(25.34%)	▼
Interest revenue		81,226	43,319	**55,323**	12,004	27.71%	▲
Other revenue		88,381	45,388	**61,312**	15,924	35.08%	▲
Profit on asset disposals		22,849	0	**0**	0	0.00%	
		4,095,384	**3,991,635**	**3,333,406**	(658,229)	(16.49%)	
Expenditure from operating activities							
Employee costs		(2,310,252)	(1,200,006)	**(1,160,724)**	39,282	3.27%	
Materials and contracts		(2,201,005)	(1,290,187)	**(898,507)**	391,680	30.36%	▲
Utility charges		(193,870)	(96,846)	**(80,590)**	16,256	16.79%	▲
Depreciation		(3,286,121)	(1,643,040)	**(1,670,483)**	(27,443)	(1.67%)	
Finance costs		(101,719)	(50,853)	**(43,016)**	7,837	15.41%	
Insurance		(224,601)	(222,677)	**(231,417)**	(8,740)	(3.92%)	
Other expenditure		(88,311)	(43,568)	**(25,632)**	17,936	41.17%	▲
Loss on asset disposals		(53,220)	0	**0**	0	0.00%	
		(8,459,099)	**(4,547,177)**	**(4,110,369)**	436,808	9.61%	
Non cash amounts excluded from operating activities	2(c)	3,316,492	1,643,040	**1,670,483**	27,443	1.67%	
Amount attributable to operating activities		**(1,047,223)**	**1,087,498**	**893,520**	(193,978)	(17.84%)	
INVESTING ACTIVITIES							
Inflows from investing activities							
Proceeds from capital grants, subsidies and contributions		2,789,813	708,898	**355,520**	(353,378)	(49.85%)	▼
Proceeds from disposal of assets		232,750	0	**0**	0	0.00%	
Proceeds from financial assets at amortised cost - self supporting loans		33,410	21,917	**21,917**	0	0.00%	
		3,055,973	**730,815**	**377,437**	(353,378)	(48.35%)	
Outflows from investing activities							
Payments for property, plant and equipment		(2,287,985)	(1,201,657)	**(359,683)**	841,974	70.07%	▲
Payments for construction of infrastructure		(2,029,228)	(887,236)	**(271,808)**	615,428	69.36%	▲
		(4,317,213)	**(2,088,893)**	**(631,491)**	1,457,402	69.77%	
Amount attributable to investing activities		**(1,261,240)**	**(1,358,078)**	**(254,054)**	1,104,024	81.29%	
FINANCING ACTIVITIES							
Inflows from financing activities							
Proceeds from new borrowings		500,000	500,000	**500,000**	0	0.00%	
Transfer from reserves		140,000	0	**0**	0	0.00%	
		640,000	**500,000**	**500,000**	0	0.00%	
Outflows from financing activities							
Payments for principal portion of lease liabilities		(101,396)	(51,099)	**(51,099)**	0	0.00%	
Repayment of borrowings		234,001	(138,425)	**(138,425)**	0	0.00%	
Transfer to reserves		(157,929)	0	**(18,182)**	(18,182)	0.00%	
		(25,324)	**(189,524)**	**(207,706)**	(18,182)	(9.59%)	
Amount attributable to financing activities		**614,676**	**310,476**	**292,294**	(18,182)	(5.86%)	
MOVEMENT IN SURPLUS OR DEFICIT							
Surplus or deficit at the start of the financial year	2(a)	2,100,207	2,100,207	**2,004,484**	(95,723)	(4.56%)	
Amount attributable to operating activities		(1,047,223)	1,087,498	**893,520**	(193,978)	(17.84%)	▼
Amount attributable to investing activities		(1,261,240)	(1,358,078)	**(254,054)**	1,104,024	81.29%	▲
Amount attributable to financing activities		614,676	310,476	**292,294**	(18,182)	(5.86%)	
Surplus or deficit after imposition of general rates		**406,420**	**2,140,103**	**2,936,244**	796,141	37.20%	▲

KEY INFORMATION

▲▼ Indicates a variance between Year to Date (YTD) Budget and YTD Actual data outside the adopted materiality threshold.
▲ Indicates a variance with a positive impact on the financial position.
▼ Indicates a variance with a negative impact on the financial position.
Refer to Note 3 for an explanation of the reasons for the variance.

This statement is to be read in conjunction with the accompanying notes.

SHIRE OF PINGELLY
STATEMENT OF FINANCIAL POSITION
FOR THE PERIOD ENDED 31 DECEMBER 2024

	Actual 30 June 2024	Actual as at 31 December 2024
	$	$
CURRENT ASSETS		
Cash and cash equivalents	4,291,743	4,549,958
Trade and other receivables	617,858	785,032
Other financial assets	112,191	112,191
Inventories	10,066	3,001
TOTAL CURRENT ASSETS	5,031,858	5,450,182
NON-CURRENT ASSETS		
Trade and other receivables	72,645	72,645
Property, plant and equipment	24,113,315	24,102,211
Infrastructure	86,438,615	85,434,888
Right-of-use assets	352,433	328,272
TOTAL NON-CURRENT ASSETS	110,977,008	109,938,016
TOTAL ASSETS	116,008,866	115,388,198
CURRENT LIABILITIES		
Trade and other payables	569,744	95,313
Other liabilities	1,102,952	1,067,686
Lease liabilities	101,250	50,151
Borrowings	210,018	71,593
Employee related provisions	369,028	369,028
TOTAL CURRENT LIABILITIES	2,352,992	1,653,771
NON-CURRENT LIABILITIES		
Lease liabilities	97,170	97,170
Borrowings	1,556,504	2,056,504
Employee related provisions	41,205	41,205
TOTAL NON-CURRENT LIABILITIES	1,694,879	2,194,879
TOTAL LIABILITIES	4,047,871	3,848,650
NET ASSETS	**111,960,995**	**111,539,548**
EQUITY		
Retained surplus	32,669,468	32,229,842
Reserve accounts	1,121,584	1,139,765
Revaluation surplus	78,169,943	78,169,943
TOTAL EQUITY	**111,960,995**	**111,539,550**

This statement is to be read in conjunction with the accompanying notes.

1 BASIS OF PREPARATION AND MATERIAL ACCOUNTING POLICIES

BASIS OF PREPARATION

This prescribed financial report has been prepared in accordance with the *Local Government Act 1995* and accompanying regulations.

Local Government Act 1995 requirements
Section 6.4(2) of the Local Government Act 1995 read with the *Local Government (Financial Management) Regulations 1996,* prescribe that the financial report be prepared in accordance with the *Local Government Act 1995* and, to the extent that they are not inconsistent with the Act, the Australian Accounting Standards. The Australian Accounting Standards (as they apply to local governments and not-for-profit entities) and Interpretations of the Australian Accounting Standards Board were applied where no inconsistencies exist.

The *Local Government (Financial Management) Regulations 1996* specify that vested land is a right-of-use asset to be measured at cost, and is considered a zero cost concessionary lease. All right-of-use assets under zero cost concessionary leases are measured at zero cost rather than at fair value, except for vested improvements on concessionary land leases such as roads, buildings or other infrastructure which continue to be reported at fair value, as opposed to the vested land which is measured at zero cost. The measurement of vested improvements at fair value is a departure from AASB 16 which would have required the Shire to measure any vested improvements at zero cost.

Local Government (Financial Management) Regulations 1996, regulation 34 prescribes contents of the financial report. Supplementary information does not form part of the financial report.

Accounting policies which have been adopted in the preparation of this financial report have been consistently applied unless stated otherwise. Except for cash flow and rate setting information, the financial report has been prepared on the accrual basis and is based on historical costs, modified, where applicable, by the measurement at fair value of selected non-current assets, financial assets and liabilities.

PREPARATION TIMING AND REVIEW

Date prepared: All known transactions up to 10 August 2024

THE LOCAL GOVERNMENT REPORTING ENTITY
All funds through which the Shire controls resources to carry on its functions have been included in the financial statements forming part of this financial report.

All monies held in the Trust Fund are excluded from the financial statements.

MATERIAL ACCOUNTING POLICES
Material accounting policies utilised in the preparation of these statements are as described within the 2024-25 Annual Budget. Please refer to the adopted budget document for details of these policies.

Critical accounting estimates and judgements
The preparation of a financial report in conformity with Australian Accounting Standards requires management to make judgements, estimates and assumptions that effect the application of policies and reported amounts of assets and liabilities, income and expenses.

The estimates and associated assumptions are based on historical experience and various other factors believed to be reasonable under the circumstances; the results of which form the basis of making the judgements about carrying values of assets and liabilities that are not readily apparent from other sources. Actual results may differ from these estimates.

As with all estimates, the use of different assumptions could lead to material changes in the amounts reported in the financial report.

The following are estimates and assumptions that have a significant risk of causing a material adjustment to the carrying amounts of assets and liabilities within the next financial year and further information on their nature and impact can be found in the relevant note:
- Fair value measurement of assets carried at reportable value including:
  - Property, plant and equipment
  - Infrastructure
- Impairment losses of non-financial assets
- Expected credit losses on financial assets
- Assets held for sale
- Investment property
- Estimated useful life of intangible assets
- Measurement of employee benefits
- Measurement of provisions
- Estimation uncertainties and judgements made in relation to lease

2 NET CURRENT ASSETS INFORMATION

(a) Net current assets used in the Statement of Financial Activity

	Note	Adopted Budget Opening 1 July 2024	Actual as at 30 June 2024	Actual as at 31 December 2024
Current assets		$	$	$
Cash and cash equivalents		3,831,176	4,291,743	4,549,958
Trade and other receivables		1,242,905	617,858	785,032
Other financial assets			112,191	112,191
Inventories			10,066	3,001
		5,074,081	5,031,858	5,450,182
Less: current liabilities				
Trade and other payables		(786,535)	(569,744)	(95,313)
Other liabilities		(192,957)	(1,102,952)	(1,067,686)
Lease liabilities			(101,250)	(50,151)
Borrowings			(210,018)	(71,593)
Employee related provisions		343,951	(369,028)	(369,028)
		(635,541)	(2,352,992)	(1,653,771)
Net current assets		4,438,540	2,678,866	3,796,411
Less: Total adjustments to net current assets	2(b)	(1,083,300)	(674,382)	(860,637)
Closing funding surplus / (deficit)		**3,355,240**	**2,004,484**	**2,936,244**

(b) Current assets and liabilities excluded from budgeted deficiency

Adjustments to net current assets				
Less: Reserve accounts		(1,139,513)	(1,121,584)	(1,139,766)
Less: Financial assets at amortised cost - self supporting loans			(62,378)	(62,378)
Add: Current liabilities not expected to be cleared at the end of the year				
- Current portion of lease liabilities			101,250	50,151
- Current portion of borrowings			210,018	71,593
- Current portion of Bonds & Deposits				18,236
- Current portion of employee benefit provisions held in reserve		56,213	198,312	201,527
Total adjustments to net current assets	2(a)	**(1,083,300)**	**(674,382)**	**(860,637)**

(c) Non-cash amounts excluded from operating activities

	Adopted Budget Estimates 30 June 2025	YTD Budget Estimates 31 December 2024	YTD Actual 31 December 2024
	$	$	$
Adjustments to operating activities			
Less: Profit on asset disposals	(22,849)	0	0
Add: Loss on asset disposals	53,220	0	0
Add: Depreciation	3,286,121	1,643,040	1,670,483
Total non-cash amounts excluded from operating activities	**3,316,492**	**1,643,040**	**1,670,483**

CURRENT AND NON-CURRENT CLASSIFICATION

In the determination of whether an asset or liability is current or non-current, consideration is given to the time when each asset or liability is expected to be settled. Unless otherwise stated assets or liabilities are classified as current if expected to be settled within the next 12 months, being the local governments' operational cycle.

FM Reg 34 (2)(b)

3 EXPLANATION OF MATERIAL VARIANCES

The material variance thresholds are adopted annually by Council as an indicator of whether the actual expenditure or revenue varies from the year to date actual materially.
The material variance adopted by Council for the 2024-25 year is $10,000 and 10.00% whichever is the greater.

Description	Var. $	Var. %	
	$	%	
Revenue from operating activities			
Grants, subsidies and contributions	**(564,128)**	**(60.49%)**	▼
Fees and charges	**(113,524)**	**(25.34%)**	▼
Interest revenue	**12,004**	**27.71%**	▲
Other revenue	**15,924**	**35.08%**	▲
Expenditure from operating activities			
Materials and contracts	**391,680**	**30.36%**	▲
Utility charges	**16,256**	**16.79%**	▲
Other expenditure	**17,936**	**41.17%** Timing	▲
Inflows from investing activities			
Proceeds from capital grants, subsidies and contributions	**(353,378)**	**(49.85%)**	▼
Outflows from investing activities			
Payments for property, plant and equipment	**841,974**	**70.07%**	▲
Payments for construction of infrastructure	**615,428**	**69.36%**	▲
Surplus or deficit after imposition of general rates	**796,141**	**37.20%**	▲

SHIRE OF PINGELLY

SUPPLEMENTARY INFORMATION

TABLE OF CONTENTS

1	Key Information	2
2	Key Information - Graphical	3
3	Cash and Financial Assets	4
4	Reserve Accounts	5
5	Capital Acquisitions	6
6	Disposal of Assets	8
7	Receivables	9
8	Other Current Assets	10
9	Payables	11
10	Borrowings	12
11	Lease Liabilities	13
12	Other Current Liabilities	14
13	Grants and contributions	15
14	Capital grants and contributions	16
15	Trust Fund	17

BASIS OF PREPARATION - SUPPLEMENTARY INFORMATION

Supplementary information is presented for information purposes. The information does not comply with the disclosure requirements of the Australian Accounting Standards.

1 KEY INFORMATION

Funding Surplus or Deficit Components

Funding surplus / (deficit)

	Adopted Budget	YTD Budget (a)	YTD Actual (b)	Var. $ (b)-(a)
Opening	$2.10 M	$2.10 M	$2.00 M	($0.10 M)
Closing	$0.41 M	$2.14 M	$2.94 M	$0.80 M

Refer to Statement of Financial Activity

Cash and cash equivalents

	$4.55 M	% of total
Unrestricted Cash	$3.41 M	74.9%
Restricted Cash	$1.14 M	25.1%

Refer to 3 - Cash and Financial Assets

Payables

	$0.10 M	% Outstanding
Trade Payables	$0.00 M	
0 to 30 Days		145.5%
Over 30 Days		(45.5%)
Over 90 Days		(24.9%)

Refer to 9 - Payables

Receivables

	$0.07 M	% Collected
Rates Receivable	$0.72 M	76.8%
Trade Receivable	$0.07 M	% Outstanding
Over 30 Days		42.8%
Over 90 Days		7.4%

Refer to 7 - Receivables

Key Operating Activities

Amount attributable to operating activities

Adopted Budget	YTD Budget (a)	YTD Actual (b)	Var. $ (b)-(a)
($1.05 M)	$1.09 M	$0.89 M	($0.19 M)

Refer to Statement of Financial Activity

Rates Revenue

		% Variance
YTD Actual	$2.51 M	
YTD Budget	$2.52 M	(0.3%)

Grants and Contributions

		% Variance
YTD Actual	$0.37 M	
YTD Budget	$0.56 M	(33.7%)

Refer to 13 - Grants and Contributions

Fees and Charges

		% Variance
YTD Actual	$0.33 M	
YTD Budget	$0.45 M	(25.3%)

Refer to Statement of Financial Activity

Key Investing Activities

Amount attributable to investing activities

Adopted Budget	YTD Budget (a)	YTD Actual (b)	Var. $ (b)-(a)
($1.26 M)	($1.36 M)	($0.25 M)	$1.10 M

Refer to Statement of Financial Activity

Proceeds on sale

		%
YTD Actual	$0.00 M	
Adopted Budget	$0.23 M	(100.0%)

Refer to 6 - Disposal of Assets

Asset Acquisition

		% Spent
YTD Actual	$0.27 M	
Adopted Budget	$2.03 M	(86.6%)

Refer to 5 - Capital Acquisitions

Capital Grants

		% Received
YTD Actual	$0.36 M	
Adopted Budget	$2.79 M	(87.3%)

Refer to 5 - Capital Acquisitions

Key Financing Activities

Amount attributable to financing activities

Adopted Budget	YTD Budget (a)	YTD Actual (b)	Var. $ (b)-(a)
$0.61 M	$0.31 M	$0.29 M	($0.02 M)

Refer to Statement of Financial Activity

Borrowings

Principal repayments	($0.14 M)
Interest expense	($0.04 M)
Principal due	$2.13 M

Refer to 10 - Borrowings

Reserves

Reserves balance	$1.14 M
Net Movement	$0.02 M

Refer to 4 - Cash Reserves

Lease Liability

Principal repayments	$0.05 M
Interest expense	$0.00 M
Principal due	$0.15 M

Refer to Note 11 - Lease Liabilites

This information is to be read in conjunction with the accompanying Financial Statements and notes.

2 KEY INFORMATION - GRAPHICAL

OPERATING ACTIVITIES

OPERATING REVENUE

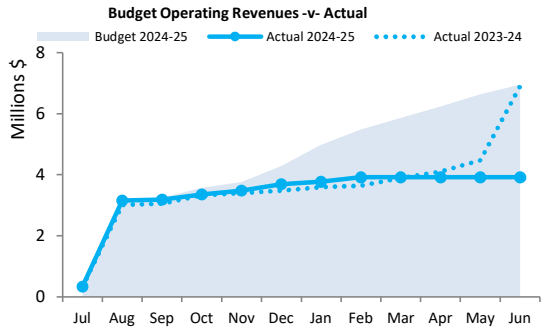

OPERATING EXPENSES

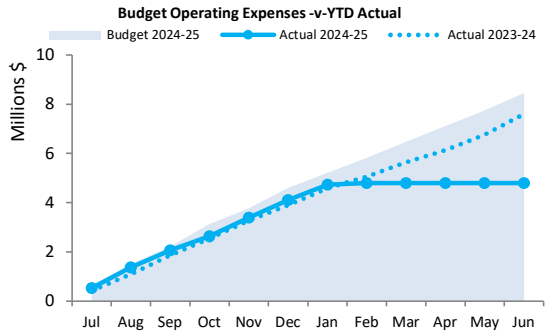

INVESTING ACTIVITIES

CAPITAL REVENUE

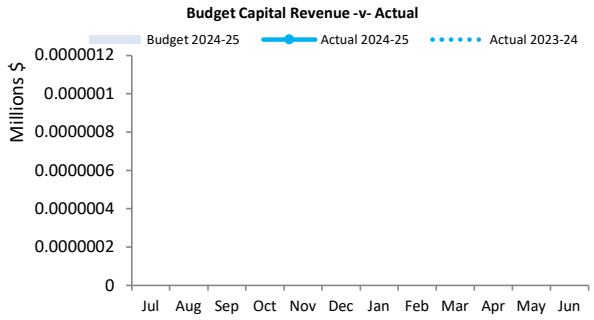

CAPITAL EXPENSES

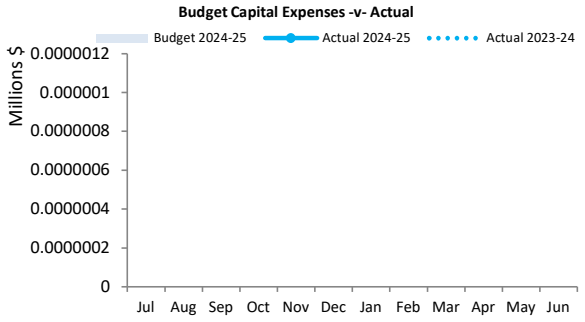

FINANCING ACTIVITIES

BORROWINGS

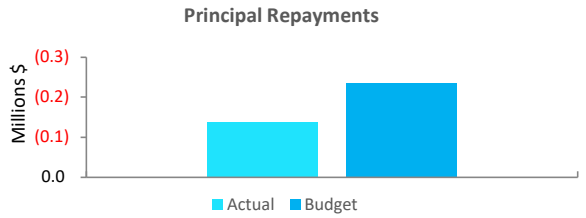

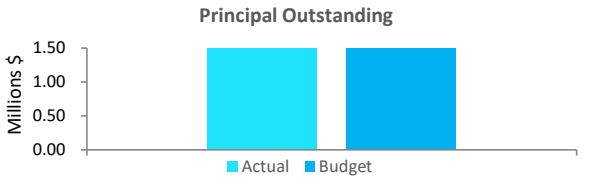

RESERVES

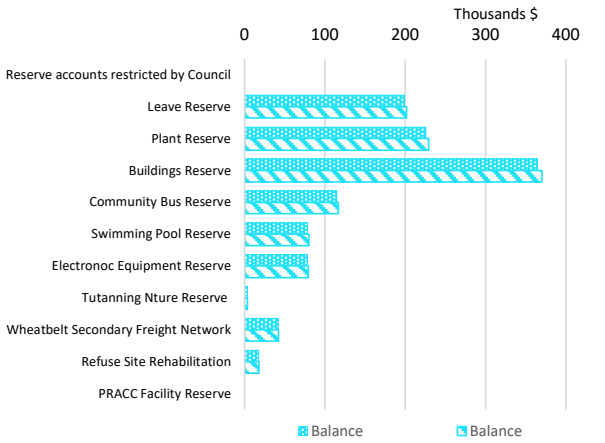

Closing funding surplus / (deficit)

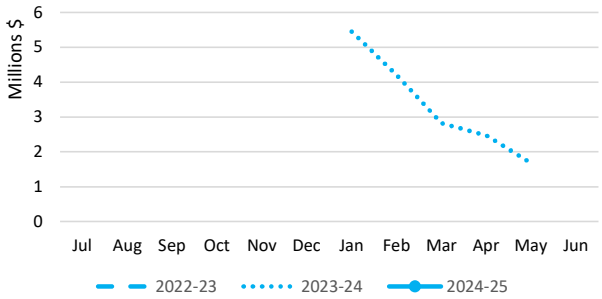

This information is to be read in conjunction with the accompanying Financial Statements and Notes.

3 CASH AND FINANCIAL ASSETS AT AMORTISED COST

Description	Classification	Unrestricted	Reserve Accounts	Total	Trust	Institution	Interest Rate	Maturity Date
		$	$	$	$			
Cash at Municipal Bank		3,386,407		3,386,407				
Till Float SES		50		50				
Till Float Office		200		200				
Petty cash on hand - office		300		300				
Reserve Fund Bank		0	1,139,765	1,139,765				
Trust fund bank - Other		18,236		18,236	18,236			
Shares		5,000		5,000				
Total		**3,410,193**	**1,139,765**	**4,549,958**	**18,236**			
Comprising								
Cash and cash equivalents		3,410,193	1,139,765	4,549,958	18,236			
		3,410,193	**1,139,765**	**4,549,958**	**18,236**			

KEY INFORMATION

Cash and cash equivalents include cash on hand, cash at bank, deposits available on demand with banks and other short term highly liquid investments with original maturities of three months or less that are readily convertible to known amounts of cash and which are subject to an insignificant risk of changes in value.

Bank overdrafts are reported as short term borrowings in current liabilities in the statement of net current assets.

The local government classifies financial assets at amortised cost if both of the following criteria are met:

- the asset is held within a business model whose objective is to collect the contractual cashflows, and
- the contractual terms give rise to cash flows that are solely payments of principal and interest.

Financial assets at amortised cost held with registered financial institutions are listed in this note other financial assets at amortised cost are provided in Note 8 - Other assets.

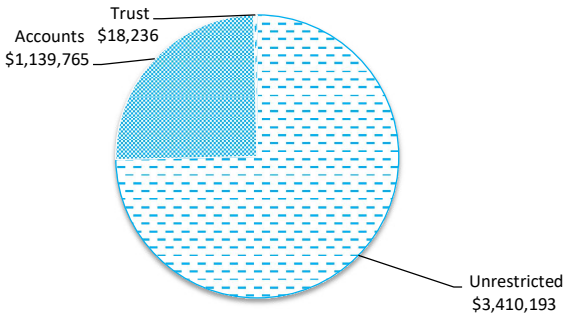

4 RESERVE ACCOUNTS

	Budget				Actual			
Reserve account name	Opening Balance	Transfers In (+)	Transfers Out (-)	Closing Balance	Opening Balance	Transfers In (+)	Transfers Out (-)	Closing Balance
	$	$	$	$	$	$	$	$
Reserve accounts restricted by Council								
Leave Reserve	198,312	1,236	0	199,548	198,312	3,215	0	201,527
Plant Reserve	225,373	1,629	(140,000)	87,002	225,373	3,653	0	229,026
Buildings Reserve	364,146	63,812	0	427,958	364,146	5,903	0	370,049
Community Bus Reserve	114,679	11,470	0	126,149	114,679	1,859	0	116,538
Swimming Pool Reserve	78,597	51,109	0	129,706	78,597	1,274	0	79,871
Electronoc Equipment Reserve	77,764	1,664	0	79,428	77,764	1,261	0	79,025
Tutanning Nture Reserve	3,695	121	0	3,816	3,695	60	0	3,755
Wheatbelt Secondary Freight Network	41,525	5,341	0	46,866	41,525	673	0	42,198
Refuse Site Rehabilitation	17,493	1,547	0	19,040	17,493	284	0	17,777
PRACC Facility Reserve	0	20,000	0	20,000	0	0	0	0
	1,121,584	**157,929**	**(140,000)**	**1,139,513**	**1,121,584**	**18,182**	**0**	**1,139,766**

5 CAPITAL ACQUISITIONS

Capital acquisitions		Adopted Budget	YTD Budget	YTD Actual	YTD Variance
		$	$	$	$
Buildings - non-specialised	**130**	1,224,194	267,866	239,656	(28,210)
Plant and equipment	**134**	1,063,791	933,791	120,027	(813,764)
Acquisition of property, plant and equipment		**2,287,985**	**1,201,657**	**359,683**	**(841,974)**
Infrastructure - roads	**136**	1,266,451	496,525	271,808	(224,717)
Infrastructure - Parks & Ovals	**169**	750,777	378,711	0	(378,711)
Infrastructure - Others	**138**	12,000	12,000	0	(12,000)
Acquisition of infrastructure		**2,029,228**	**887,236**	**271,808**	**(615,428)**
Total of PPE and Infrastructure.		**4,317,213**	**2,088,893**	**631,491**	**(1,457,402)**
Total capital acquisitions		**4,317,213**	**2,088,893**	**631,491**	**(1,457,402)**
Capital Acquisitions Funded By:					
Capital grants and contributions		2,789,813	708,898	355,520	(353,378)
Borrowings		500,000	500,000	500,000	0
Other (disposals & C/Fwd)		232,750	0	0	0
Reserve accounts					
Plant Reserve		140,000		0	0
Contribution - operations		654,650	879,995	(224,028)	(1,104,023)
Capital funding total		**4,317,213**	**2,088,893**	**631,491**	**(1,457,402)**

KEY INFORMATION

Initial recognition

An item of property, plant and equipment or infrastructure that qualifies for recognition as an asset is measured at its cost.

Upon initial recognition, cost is determined as the amount paid (or other consideration given) to acquire the assets, plus costs incidental to the acquisition. The cost of non-current assets constructed by the Shire includes the cost of all materials used in construction, direct labour on the project and an appropriate proportion of variable and fixed overheads. For assets acquired at zero cost or otherwise significantly less than fair value, cost is determined as fair value at the date of acquisition.

Assets for which the fair value as at the date of acquisition is under $5,000 are not recognised as an asset in accordance with *Local Government (Financial Management) Regulation 17A(5).* These assets are expensed immediately.

Where multiple individual low value assets are purchased together as part of a larger asset or collectively forming a larger asset exceeding the threshold, the individual assets are recognised as one asset and capitalised.

Individual assets that are land, buildings and infrastructure acquired between scheduled revaluation dates of the asset class in accordance with the Shire's revaluation policy, are recognised at cost and disclosed as being at reportable value.

Measurement after recognition

Plant and equipment including furniture and equipment and right-of-use assets (other than vested improvements) are measured using the cost model as required under *Local Government (Financial Management) Regulation 17A(2).* Assets held under the cost model are carried at cost less accumulated depreciation and any impairment losses being their reportable value.

Reportable Value

In accordance with *Local Government (Financial Management) Regulation 17A(2),* the carrying amount of non-financial assets that are land and buildings classified as property, plant and equipment, investment properties, infrastructure or vested improvements that the local government controls.

Reportable value is for the purpose of *Local Government (Financial Management) Regulation 17A(4)* is the fair value of the asset at its last valuation date minus (to the extent applicable) the accumulated depreciation and any accumulated impairment losses in respect of the non-financial asset subsequent to its last valuation date.

5 CAPITAL ACQUISITIONS (CONTINUED) - DETAILED

Capital expenditure total
Level of completion indicators

0%
20%
40%
60%
80%
100%
Over 100%

Percentage Year to Date Actual to Annual Budget expenditure where the expenditure over budget highlighted in red.

	Account Description	Adopted Budget	YTD Budget	YTD Actual	Variance (Under)/Over
		$	$	$	$
BFB02	West Pingelly Fire Shed Grant Funded Expense	$704,457.00	$8,000.00	$7,896.84	
BFB03	East Pingelly Fire Shed Grant Funded Expense	$519,737.00	$259,866.00	$231,707.00	28,159
0595	PLANT PURCHASE - SCHEDULE 5 BFB	$0.00	$0.00	$6,300.00	(6,300)
EP001	Pracc Generator	$53,791.00	$23,791.00	$0.00	23,791
EP020	Capex Truck 24/25 Budget	$300,000.00	$300,000.00	$0.00	
EP021	Capex - Capex Grader 24/25 Budget	$450,000.00	$450,000.00	$0.00	450,000
EP022	Capex - Bogey Trailer Budget 24/25	$30,000.00	$30,000.00	$0.00	
EP023	Capex - Excavator 24/25 Budget	$100,000.00	$100,000.00	$91,000.00	9,000
EP025	Capex - Tag Along Trailer 24/25 Budget	$30,000.00	$30,000.00	$22,727.27	7,273
4APE	CAPEX - ADMIN PLANT PURCHASES	$100,000.00	$0.00	$0.00	
CB42	Yenellin Road - Expenditure (Lrci 4 Roads Grant Funded)	$76,877.00	$0.00	$0.00	0
CC15	Napping Pool Road - Council Constr	$163,488.00	$163,486.00	$103,866.70	59,619
CC160	Heavy Vehicle Rest Area	$50,000.00	$0.00	$0.00	
CC26	South Kweda Road - Council Constr	$91,269.00	$0.00	$0.00	0
RRG08	Wickepin Pingelly Rd 0-.45 4.8-5.3 6.3-636 10.16-10.91 Expenditure (Rr	$515,786.00	$309,468.00	$159,759.55	149,708
RRG10	Capex - Rrg North Bannister Pingelly Road	$165,000.00	$23,571.00	$0.00	
CC131	Aviation Street - Council Constr	$204,031.00	$0.00	$8,181.82	(8,182)
SP001	Standpipe Swipe Card Systems	$12,000.00	$12,000.00	$0.00	12,000
IP006	Capex - Infra Parks & Ovals	$33,302.00	$19,977.00	$0.00	19,977
IP008	Youth Precinct	$717,475.00	$358,734.00	$0.00	
		$0	$0	$0	0
		4,317,213	**2,088,893**	**631,439**	**745,046**

6 DISPOSAL OF ASSETS

		Budget				YTD Actual			
Asset Ref.	Asset description	Net Book Value	Proceeds	Profit	(Loss)	Net Book Value	Proceeds	Profit	(Loss)
		$	$	$	$	$	$	$	$
	Plant and equipment								
PDTS1	EMCS Vehicle	4,822	20,000	15,178	0			0	0
EMT1	CEO Vehicle	31,288	32,750	1,462	0			0	0
PBH3	2015 Komatsu Backhoe	73,865	55,000	0	(18,865)			0	0
PG7	2014 Cat Grader	134,355	100,000	0	(34,355)			0	0
PT13	2007 Fuso Truck	18,791	25,000	6,209	0			0	0
		263,121	**232,750**	**22,849**	**(53,220)**	**0**	**0**	**0**	**0**

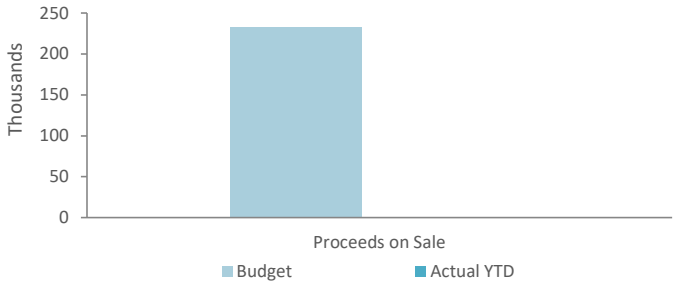

7 RECEIVABLES

Rates receivable	30 Jun 2024	31 Dec 2024
	$	$
Opening arrears previous year		181,044
Levied this year		2,513,926
Less - collections to date	181,044	(2,070,819)
Gross rates collectable	**181,044**	**624,151**
Allowance for impairment of rates receivable		90,867
Net rates collectable	**181,044**	**715,018**
% Collected	0.0%	76.8%

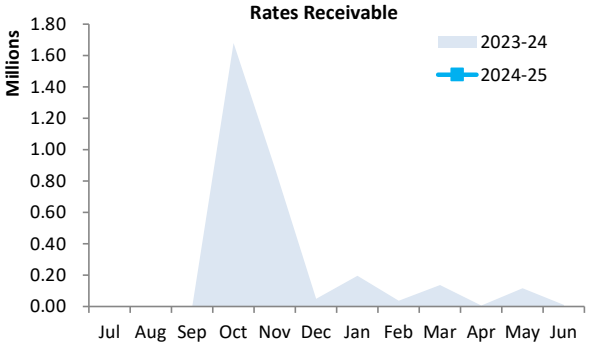

Receivables - general	Credit	Current	30 Days	60 Days	90+ Days	Total
	$	$	$	$	$	$
Receivables - general	0	3,834	2,379	0	500	6,714
Percentage	0.0%	57.1%	35.4%	0.0%	7.4%	
Balance per trial balance						
Trade receivables						46,750
PrePayments						638
SSL Current						22,626
Total receivables general outstanding						**70,014**

Amounts shown above include GST (where applicable)

KEY INFORMATION

Trade and other receivables include amounts due from ratepayers for unpaid rates and service charges and other amounts due from third parties for goods sold and services performed in the ordinary course of business.

Trade receivables are recognised at original invoice amount less any allowances for uncollectable amounts (i.e. impairment). The carrying amount of net trade receivables is equivalent to fair value as it is due for settlement within 30 days.

Classification and subsequent measurement

Receivables which are generally due for settlement within 30 days except rates receivables which are expected to be collected within 12 months are classified as current assets. All other receivables such as, deferred pensioner rates receivable after the end of the reporting period are classified as non-current assets.

Trade and other receivables are held with the objective to collect the contractual cashflows and therefore the Shire measures them subsequently at amortised cost using the effective interest rate method.

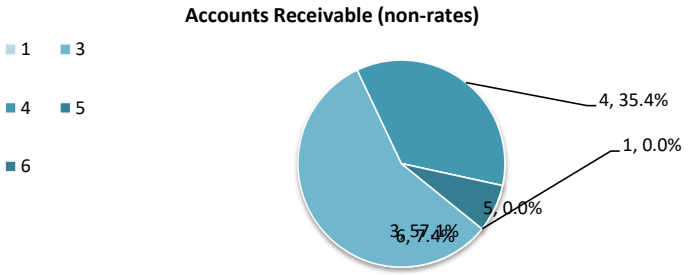

8 OTHER CURRENT ASSETS

Other current assets	Opening Balance 1 July 2024	Asset Increase	Asset Reduction	Closing Balance 31 December 202
	$	$	$	$
Other financial assets at amortised cost				
Financial assets at amortised cost	49,813			49,813
Financial assets at amortised cost - self supporting loans	62,378			62,378
Inventory				
Fuels & Oils	10,066		(7,065)	3,001
Total other current assets	**122,257**	**0**	**(7,065)**	**115,192**

Amounts shown above include GST (where applicable)

KEY INFORMATION

Other financial assets at amortised cost

The Shire classifies financial assets at amortised cost if both of the following criteria are met:

- the asset is held within a business model whose objective is to collect the contractual cashflows, and
- the contractual terms give rise to cash flows that are solely payments of principal and interest.

Inventory

Inventories are measured at the lower of cost and net realisable value.

Net realisable value is the estimated selling price in the ordinary course of business less the estimated costs of completion and the estimated costs necessary to make the sale.

9 PAYABLES

Payables - general	Credit	Current	30 Days	60 Days	90+ Days	Total
	$	$	$	$	$	$
Payables - general	0	2,653	91	(466)	(455)	1,824
Percentage	0.0%	145.5%	5.0%	-25.6%	-24.9%	
Balance per trial balance						
Sundry creditors						1,623
Accrued Expenses						21,971
Accrued Interest on Loans						2,387
Bonds & Deposits Held in Municipal						18,236
Other payables [describe]						19,289
Income in Advance						31,807
Total payables general outstanding						**95,313**

Amounts shown above include GST (where applicable)

KEY INFORMATION

Trade and other payables represent liabilities for goods and services provided to the Shire prior to the end of the period that are unpaid and arise when the Shire becomes obliged to make future payments in respect of the purchase of these goods and services. The amounts are unsecured, are recognised as a current liability and are normally paid within 30 days of recognition.
The carrying amounts of trade and other payables are considered to be the same as their fair values, due to their short-term nature.

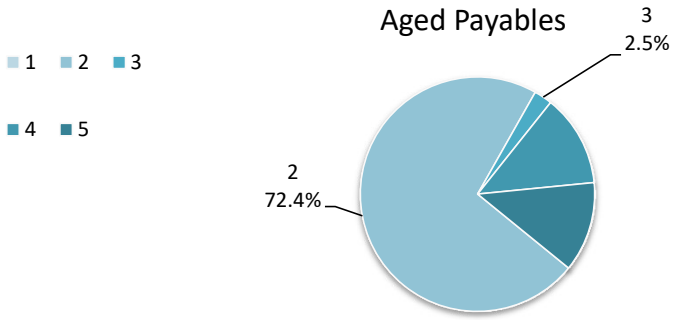

10 BORROWINGS

Repayments - borrowings

Information on borrowings			New Loans		Principal Repayments		Principal Outstanding		Interest Repayments	
Particulars	**Loan No.**	**1 July 2024**	**Actual**	**Budget**	**Actual**	**Budget**	**Actual**	**Budget**	**Actual**	**Budget**
		$	$	$	$	$	$	$	$	$
Recreation & Cultural Centre	123	$1,683,299			($116,508)	($176,607)	$1,566,791	$1,506,692	($36,206)	$67,201
Transport Fleet Replacement	125	$0	$500,000	$500,000	$0	($90,804)	$500,000	$409,196	($182)	$22,771
		1,683,299	500,000	500,000	(116,508)	(267,411)	2,066,791	1,915,888	(36,388)	89,972
Self supporting loans										
Pingelly Cotage Homes		83,223	0	0	(21,917)	33,410	61,306	116,633	(2,350)	4,327
		83,223	0	0	(21,917)	33,410	61,306	116,633	(2,350)	4,327
Total		**1,766,522**	**500,000**	**500,000**	**(138,425)**	**(234,001)**	**2,128,097**	**2,032,521**	**(38,738)**	**94,299**
Current borrowings		(234,001)					71,593			
Non-current borrowings		2,500,523					2,056,504			
		2,266,522					**2,128,097**			

All debenture repayments were financed by general purpose revenue.
Self supporting loans are financed by repayments from third parties.

New borrowings 2024-25

Particulars	Amount Borrowed Actual	Amount Borrowed Budget	Institution	Loan Type	Term Years	Total Interest & Charges	Interest Rate	Amount (Used) Actual	Amount (Used) Budget	Balance Unspent
	$	$				$	%	$	$	$
Transport Fleet Replacement	500,000	500,000	WATC	P&I	5		4.54	0	500,000	500,000

KEY INFORMATION
The City has elected to recognise borrowing costs as an expense when incurred regardless of how the borrowings are applied.

Fair values of borrowings are not materially different to their carrying amounts, since the interest payable on those borrowings is either close to current market rates or the borrowings are of a short term nature.

11 LEASE LIABILITIES

Movement in carrying amounts

Information on leases			New Leases		Principal Repayments		Principal Outstanding		Interest Repayments	
Particulars	**Lease No.**	**1 July 2024**	**Actual**	**Budget**	**Actual**	**Budget**	**Actual**	**Budget**	**Actual**	**Budget**
		$	**$**	**$**	**$**	**$**	**$**	**$**	**$**	**$**
Photocopier		9,584			1,769	3,742	7,815	5,842		265
Solar System Admin Centre		1,880			1,880	1,880	0	0		38
Server Lease		14,768			4,799	9,703	9,969	5,065		567
CCTV Server Lease		8,014			2,205	4,476	5,809	3,538		383
Grader Lease		108,412			31,940	64,377	76,472	44,035		2,443
Loader Lease		55,763			8,506	17,218	47,257	38,545		3,724
Total		**198,421**	**0**	**0**	**51,099**	**101,396**	**147,322**	**97,025**	**0**	**7,420**
Current lease liabilities		101,250					50,151			
Non-current lease liabilities		97,170					97,170			
		198,420					**147,321**			

All lease repayments were financed by general purpose revenue.

KEY INFORMATION

At inception of a contract, the Shire assesses if the contract contains or is a lease. A contract is or contains a lease, if the contract conveys the right to control the use of an identified asset for a period of time in exchange for consideration. At the commencement date, a right of use asset is recognised at cost and lease liability at the present value of the lease payments that are not paid at that date. The lease payments are discounted using that date. The lease payments are discounted using the interest rate implicit in the lease, if that rate can be readily determined. If that rate cannot be readily determined, the Shire uses its incremental borrowing rate.

All contracts classified as short-term leases (i.e. a lease with a remaining term of 12 months or less) and leases of low value assets are recognised as an operating expense on a straight-line basis over the term of the lease.

12 OTHER CURRENT LIABILITIES

Other current liabilities	Note	Opening Balance 1 July 2024	Liability transferred from/(to) non current	Liability Increase	Liability Reduction	Closing Balance 1 December 202
		$	$	$	$	$
Other liabilities						
Contract liabilities		1,044,702	0		(149,993)	894,709
Capital grant/contributions liabilities		58,250	0	114,727	0	172,977
Total other liabilities		1,102,952	0	114,727	(149,993)	1,067,686
Employee Related Provisions						
Provision for annual leave		179,258	0			179,258
Provision for long service leave		189,770	0			189,770
Total Provisions		369,028	0	0	0	369,028
Total other current liabilities		**1,471,980**	**0**	**114,727**	**(149,993)**	**1,436,714**

Amounts shown above include GST (where applicable)

A breakdown of contract liabilities and associated movements is provided on the following pages at Note 13 and 14

KEY INFORMATION

Provisions

Provisions are recognised when the Shire has a present legal or constructive obligation, as a result of past events, for which it is probable that an outflow of economic benefits will result and that outflow can be reliably measured.
Provisions are measured using the best estimate of the amounts required to settle the obligation at the end of the reporting period.

Employee Related Provisions

Short-term employee benefits

Provision is made for the Shire's obligations for short-term employee benefits. Short-term employee benefits are benefits (other than termination benefits) that are expected to be settled wholly before 12 months after the end of the annual reporting period in which the employees render the related service, including wages, salaries and sick leave. Short-term employee benefits are measured at the (undiscounted) amounts expected to be paid when the obligation is settled.
The Shire's obligations for short-term employee benefits such as wages, salaries and sick leave are recognised as a part of current trade and other payables in the calculation of net current assets.

Other long-term employee benefits

The Shire's obligations for employees' annual leave and long service leave entitlements are recognised as employee related provisions in the statement of financial position.

Long-term employee benefits are measured at the present value of the expected future payments to be made to employees. Expected future payments incorporate anticipated future wage and salary levels, durations of service and employee departures and are discounted at rates determined by reference to market yields at the end of the reporting period on government bonds that have maturity dates that approximate the terms of the obligations. Any remeasurements for changes in assumptions of obligations for other long-term employee benefits are recognised in profit or loss in the periods in which the changes occur. The Shire's obligations for long-term employee benefits are presented as non-current provisions in its statement of financial position, except where the Shire does not have an unconditional right to defer settlement for at least 12 months after the end of the reporting period, in which case the obligations are presented as current provisions.

Contract liabilities

An entity's obligation to transfer goods or services to a customer for which the entity has received consideration (or the amount is due) from the customer.

Capital grant/contribution liabilities

Grants to acquire or construct recognisable non-financial assets to identified specifications be constructed to be controlled by the Shire are recognised as a liability until such time as the Shire satisfies its obligations under the agreement.

13 GRANTS, SUBSIDIES AND CONTRIBUTIONS

Provider	Unspent grant, subsidies and contributions liability					Grants, subsidies and contributions revenue		
	Liability 1 July 2024	Increase in Liability	Decrease in Liability (As revenue)	Liability 31 Dec 2024	Current Liability 31 Dec 2024	Adopted Budget Revenue	YTD Budget	YTD Revenue Actual
	$	$	$	$	$	$	$	$
Grants and subsidies								
GENERAL PURPOSE GRANT FAGS (LGGC)				0		$195,544	97,772	104,211
LOCAL ROADS GRANT FAGS (LGGC)				0		$76,244	38,122	21,780
ESL GRANT - BFB				0		$105,297	52,648	49,990
ESL Grant - SES				0		$32,603	8,150	14,960
GRANTS, CONTRIBUTIONS - AGED & DISABLED SERVICES				0		$1,000	1,000	0
OTHER CULTURE - INCOME				0		$5,000	0	0
Community Development Operating Grants				0		$0.00	0	1,000
Community Garden Grant				0		$10,000.00	10,000	2,912
Cd Event Income				0		$0.00	0	1,000
MRWA DIRECT GRANT				0		$121,294	121,294	136,849
GRANT PINGELLY TOWN TRAIL - GAMING AND WAGERING COMMISSION				0		$25,000	25,000	0
				0		$25,000	25,000	0
SMALL GRANTS INCOME - SCH 13				0		$18,250	18,246	0
GRANTS/REIMBURSEMENTS/CONTRIBUTIONS				0		313,814	156,906	34,761
REIMBURSEMENTS OTHERS				0		3,500	1,750	0
OTHER INCOME				0		0	0	955
	0	**0**	**0**	**0**	**0**	**932,546**	**555,888**	**368,418**

14 CAPITAL GRANTS, SUBSIDIES AND CONTRIBUTIONS

	Capital grant/contribution liabilities					Capital grants, subsidies and contributions revenue		
Provider	Liability 1 July 2024	Increase in Liability	Decrease in Liability (As revenue)	Liability 31 Dec 2024	Current Liability 31 Dec 2024	Adopted Budget Revenue	YTD Budget	YTD Revenue Actual
	$	$	$	$	$	$	$	$
Capital grants and subsidies								
CAPITAL GRANT - DFES				0		1,106,105	156,667	156,668
GRANT FUNDING - PRACC GENERATOR				0		30,000	30,000	0
WATER SUPPLY PARKS & OVALS WATERCORP GRANT				0		33,302	19,980	0
YOUTH PRECINCT -INCOME LRCI				0		682,766	0	0
REGIONAL ROAD GROUP FUNDING				0		343,128	137,251	137,252
ROADS TO RECOVERY				0		300,008	150,000	0
OTHER GRANTS(NO GST)				0		50,000	50,000	0
Government Grants (GST Exempt)				0		79,504	0	0
WHEATBELT SECONDARY FREIGHT NETWORK				0		165,000	165,000	61,600
	0	**0**	**0**	**0**	**0**	**2,789,813**	**708,898**	**355,520**

15 TRUST FUND

Funds held at balance date which are required by legislation to be credited to the trust fund and which are not included in the financial statements are as follows:

Description	Opening Balance 1 July 2024	Amount Received	Amount Paid	Closing Balance 31 December 2024
	$	$	$	$
MV Licensing	2,619	0	(2,619)	**0**
Others	10,819	7,416		**18,235**
	13,438	**7,416**	**(2,619)**	**18,235**

15.2. Monthly Statement of Financial Activity – January 2025

File Reference:	**ADM0075**
Location:	**Not Applicable**
Applicant:	**Not Applicable**
Author:	**Accountant**
Disclosure of Interest:	**Nil**
Attachments:	**Monthly Statement of Financial Activity for the period 1 to 31 January 2025.**
Previous Reference:	**Nil**

Summary

In Accordance with the *Local Government Act 1995* Section 5.25 (1) and *Local Government (Financial Management) Regulations 1996*, Monthly Financial Statements are required to be presented to Council, in order to ensure that income and expenditure is in keeping with budget forecasts.

The Monthly Statement of Financial Activity for the month of January 2025 is attached for Council consideration and adoption. This report now incorporates new Australian Accounting Standards Board (AASB) requirements effective from 1 July 2019. AASB 15 Revenue from Contracts with Customers (IFRS 15), AASB 1058 Income for Not-for Profit Entities, AASB 16 Lease replaces AASB 117 (IFRS 16).

Background

In order to prepare the monthly statements, the following reconciliations have been completed and verified:

- Reconciliation of assets, payroll and taxation services;
- Reconciliation of all shire's bank accounts, including term deposits;
- Reconciliation of rates, including outstanding debtors;
- Reconciliation of sundry creditors and debtors;

Comment

The Monthly Financial report has been prepared in accordance with statutory requirements and provides council with their financial position as at 31 January 2025.

Consultation

Nil

Statutory Environment

Local Government Act 1995;
Local Government (Financial Management) Regulations 1996
Section 34: Financial Reports to be prepared

(1) A local government is to prepare each month a statement of financial activity reporting on the sources and applications of funds, as set out in the annual budget under regulation 22(1)(d), for that month in the following detail -

(a) Annual budget estimates, taking into account any expenditure incurred for an additional purpose under section 6.8(1) (b) or (c);
(b) Budget estimates to the end of the month to which the statement relates;
(c) Actual amounts of expenditure, revenue and income to the end of the month to which the statement relates;
(d) Material variances between the comparable amounts referred to in paragraphs (b) and (c); and
(e) The net current assets at the end of the month to which the statement relates.

(2) Each statement of financial activity is to be accompanied by documents containing -

(a) An explanation of the composition of the net current assets of the month to which the statement relates, less committed assets and restricted assets;
(b) An explanation of each of the material variances referred to in sub regulation (1) (d); and

(c) Such other supporting information as is considered relevant by the local government.

(3) The information in a statement of financial activity may be shown -
(a) According to nature and type classification;
(b) By program; or
(c) By business unit.

(4) A statement of financial activity, and the accompanying documents referred to in sub regulation (2), is to be -
(a) Presented to the council -
(i) At the next ordinary meeting of the council following the end of the month to which the statement relates; or
(ii) if the statement is not prepared in time to present it to the meeting referred to in subparagraph (i), to the next ordinary meeting of the council after that meeting; and
(b) Recorded in the minutes of the meeting at which it is presented.

(5) Each financial year, a local government is to adopt a percentage or value, calculated in accordance with AAS 5, to be used in statements of financial activity for reporting material variances.

Policy Implications
There are no policy implications.

Financial Implications
The report and Officer recommendation is consistent with Council's adopted Budget 2024/25.

Strategic Implications
Business as usual.

Risk Implications

Risk:	Failure to monitor the Shire's ongoing financial performance would increase the risk of a negative impact on the Shire's financial position. As the monthly report is a legislative requirement, non-compliance may result in a qualified audit.		
Consequence Theme:	Reputational / Compliance	**Impact:**	Minor
Consequence:	Low impact, a small number of complaints. Some temporary non-compliance		
Likelihood Rating:	Unlikely	**Risk Matrix:**	Low (4)
Action Plan:	Risk is acceptable with adequate controls, managed by routine procedures and subject to annual monitoring.		

13533 Deputy Peter Wood moved, Cr Bryan Hotham seconded

Voting Requirements:
Simple Majority

Recommendation and Council Decision:

That with respect to the Monthly Statements of Financial Activity for the month ending 31 January 2025 be accepted and material variances be noted.

Carried Unanimously 6 votes to 0

For:	President Jackie McBurney, Deputy Peter Wood, Cr Clinton Cheney, Cr Bryan Hotham, Cr Karmvir Singh and Cr Angela Tretheway
Against:	Nil

SHIRE OF PINGELLY

MONTHLY FINANCIAL REPORT

(Containing the required statement of financial activity and statement of financial position)

For the period ended 31 January 2025

LOCAL GOVERNMENT ACT 1995
LOCAL GOVERNMENT (FINANCIAL MANAGEMENT) REGULATIONS 1996

TABLE OF CONTENTS

Statement of Financial Activity		2
Statement of Financial Position		3
Note 1	Basis of Preparation	4
Note 2	Net Current Assets Information	5
Note 3	Explanation of Material Variances	6

SHIRE OF PINGELLY
STATEMENT OF FINANCIAL ACTIVITY
FOR THE PERIOD ENDED 31 JANUARY 2025

	Note	Adopted Budget Estimates (a)	YTD Budget Estimates (b)	YTD Actual (c)	Variance* $ (c) - (b)	Variance* % ((c) - (b))/(b)	Var.
		$	$	$	$	%	
OPERATING ACTIVITIES							
Revenue from operating activities							
General rates		2,522,431	2,522,431	**2,513,926**	(8,505)	(0.34%)	
Grants, subsidies and contributions		932,546	405,382	**388,937**	(16,445)	(4.06%)	
Fees and charges		447,951	447,951	**357,613**	(90,338)	(20.17%)	▼
Interest revenue		81,226	48,795	**78,975**	30,180	61.85%	▲
Other revenue		88,381	52,292	**74,889**	22,597	43.21%	▲
Profit on asset disposals		22,849	0	**0**	0	0.00%	
		4,095,384	**3,476,851**	**3,414,340**	(62,511)	(1.80%)	
Expenditure from operating activities							
Employee costs		(2,310,252)	(1,369,717)	**(1,333,536)**	36,181	2.64%	
Materials and contracts		(2,201,005)	(1,437,482)	**(1,049,429)**	388,053	27.00%	▲
Utility charges		(193,870)	(112,987)	**(83,707)**	29,280	25.91%	▲
Depreciation		(3,286,121)	(1,916,880)	**(1,950,138)**	(33,258)	(1.74%)	
Finance costs		(101,719)	(54,152)	**(52,822)**	1,330	2.46%	
Insurance		(224,601)	(222,992)	**(231,417)**	(8,425)	(3.78%)	
Other expenditure		(88,311)	(51,707)	**(37,642)**	14,065	27.20%	▲
Loss on asset disposals		(53,220)	0	**0**	0	0.00%	
		(8,459,099)	**(5,165,917)**	**(4,738,691)**	427,226	8.27%	
Non cash amounts excluded from operating activities	2(c)	3,316,492	1,916,880	**1,950,138**	33,258	1.74%	
Amount attributable to operating activities		**(1,047,223)**	**227,814**	**625,787**	397,973	174.69%	
INVESTING ACTIVITIES							
Inflows from investing activities							
Proceeds from capital grants, subsidies and contributions		2,857,823	1,433,679	**355,520**	(1,078,159)	(75.20%)	▼
Proceeds from disposal of assets		232,750	0	**0**	0	0.00%	
Proceeds from financial assets at amortised cost - self supporting loans		33,410	21,917	**21,917**	0	0.00%	
		3,123,983	**1,455,596**	**377,437**	(1,078,159)	(74.07%)	
Outflows from investing activities							
Payments for property, plant and equipment		(2,287,985)	(1,244,968)	**(359,631)**	885,337	71.11%	▲
Payments for construction of infrastructure		(2,029,228)	(1,080,411)	**(301,795)**	778,616	72.07%	▲
		(4,317,213)	**(2,325,379)**	**(661,426)**	1,663,953	71.56%	
Amount attributable to investing activities		**(1,193,230)**	**(869,783)**	**(283,989)**	585,794	67.35%	
FINANCING ACTIVITIES							
Inflows from financing activities							
Proceeds from new borrowings		500,000	500,000	**500,000**	0	0.00%	
Transfer from reserves		140,000	0	**0**	0	0.00%	
		640,000	**500,000**	**500,000**	0	0.00%	
Outflows from financing activities							
Payments for principal portion of lease liabilities		(101,396)	(64,128)	**(64,128)**	0	0.00%	
Repayment of borrowings		(300,821)	(138,425)	**(138,425)**	0	0.00%	
Transfer to reserves		(157,929)	0	**(18,592)**	(18,592)	0.00%	
		(560,146)	**(202,553)**	**(221,145)**	(18,592)	(9.18%)	
Amount attributable to financing activities		**79,854**	**297,447**	**278,855**	(18,592)	(6.25%)	
MOVEMENT IN SURPLUS OR DEFICIT							
Surplus or deficit at the start of the financial year	2(a)	2,100,207	2,100,207	**2,004,484**	(95,723)	(4.56%)	
Amount attributable to operating activities		(1,047,223)	227,814	**625,787**	397,973	174.69%	▲
Amount attributable to investing activities		(1,193,230)	(869,783)	**(283,989)**	585,794	67.35%	▲
Amount attributable to financing activities		79,854	297,447	**278,855**	(18,592)	(6.25%)	
Surplus or deficit after imposition of general rates		**(60,392)**	**1,755,685**	**2,625,137**	869,452	49.52%	▲

KEY INFORMATION

▲▼ Indicates a variance between Year to Date (YTD) Budget and YTD Actual data outside the adopted materiality threshold.
▲ Indicates a variance with a positive impact on the financial position.
▼ Indicates a variance with a negative impact on the financial position.
Refer to Note 3 for an explanation of the reasons for the variance.

This statement is to be read in conjunction with the accompanying notes.

SHIRE OF PINGELLY
STATEMENT OF FINANCIAL POSITION
FOR THE PERIOD ENDED 31 JANUARY 2025

	Actual 30 June 2024	Actual as at 31 January 2025
	$	$
CURRENT ASSETS		
Cash and cash equivalents	4,291,743	4,456,191
Trade and other receivables	617,858	607,766
Other financial assets	112,191	112,191
Inventories	10,066	7,417
TOTAL CURRENT ASSETS	5,031,858	5,183,565
NON-CURRENT ASSETS		
Trade and other receivables	72,645	72,645
Property, plant and equipment	24,113,315	24,038,569
Infrastructure	86,438,615	85,252,585
Right-of-use assets	352,433	324,497
TOTAL NON-CURRENT ASSETS	110,977,008	109,688,296
TOTAL ASSETS	116,008,866	114,871,861
CURRENT LIABILITIES		
Trade and other payables	569,744	139,389
Other liabilities	1,102,952	1,067,686
Lease liabilities	101,250	37,122
Borrowings	210,018	71,593
Employee related provisions	369,028	369,028
TOTAL CURRENT LIABILITIES	2,352,992	1,684,818
NON-CURRENT LIABILITIES		
Lease liabilities	97,170	97,170
Borrowings	1,556,504	2,056,504
Employee related provisions	41,205	41,205
TOTAL NON-CURRENT LIABILITIES	1,694,879	2,194,879
TOTAL LIABILITIES	4,047,871	3,879,697
NET ASSETS	**111,960,995**	**110,992,164**
EQUITY		
Retained surplus	32,669,468	31,682,046
Reserve accounts	1,121,584	1,140,176
Revaluation surplus	78,169,943	78,169,943
TOTAL EQUITY	**111,960,995**	**110,992,165**

This statement is to be read in conjunction with the accompanying notes.

1 BASIS OF PREPARATION AND MATERIAL ACCOUNTING POLICIES

BASIS OF PREPARATION

This prescribed financial report has been prepared in accordance with the *Local Government Act 1995* and accompanying regulations.

Local Government Act 1995 requirements
Section 6.4(2) of the Local Government Act 1995 read with the *Local Government (Financial Management) Regulations 1996,* prescribe that the financial report be prepared in accordance with the *Local Government Act 1995* and, to the extent that they are not inconsistent with the Act, the Australian Accounting Standards. The Australian Accounting Standards (as they apply to local governments and not-for-profit entities) and Interpretations of the Australian Accounting Standards Board were applied where no inconsistencies exist.

The *Local Government (Financial Management) Regulations 1996* specify that vested land is a right-of-use asset to be measured at cost, and is considered a zero cost concessionary lease. All right-of-use assets under zero cost concessionary leases are measured at zero cost rather than at fair value, except for vested improvements on concessionary land leases such as roads, buildings or other infrastructure which continue to be reported at fair value, as opposed to the vested land which is measured at zero cost. The measurement of vested improvements at fair value is a departure from AASB 16 which would have required the Shire to measure any vested improvements at zero cost.

Local Government (Financial Management) Regulations 1996, regulation 34 prescribes contents of the financial report. Supplementary information does not form part of the financial report.

Accounting policies which have been adopted in the preparation of this financial report have been consistently applied unless stated otherwise. Except for cash flow and rate setting information, the financial report has been prepared on the accrual basis and is based on historical costs, modified, where applicable, by the measurement at fair value of selected non-current assets, financial assets and liabilities.

PREPARATION TIMING AND REVIEW

Date prepared: All known transactions up to 10 August 2024

THE LOCAL GOVERNMENT REPORTING ENTITY
All funds through which the Shire controls resources to carry on its functions have been included in the financial statements forming part of this financial report.

All monies held in the Trust Fund are excluded from the financial statements.

MATERIAL ACCOUNTING POLICES
Material accounting policies utilised in the preparation of these statements are as described within the 2024-25 Annual Budget. Please refer to the adopted budget document for details of these policies.

Critical accounting estimates and judgements
The preparation of a financial report in conformity with Australian Accounting Standards requires management to make judgements, estimates and assumptions that effect the application of policies and reported amounts of assets and liabilities, income and expenses.

The estimates and associated assumptions are based on historical experience and various other factors believed to be reasonable under the circumstances; the results of which form the basis of making the judgements about carrying values of assets and liabilities that are not readily apparent from other sources. Actual results may differ from these estimates.

As with all estimates, the use of different assumptions could lead to material changes in the amounts reported in the financial report.

The following are estimates and assumptions that have a significant risk of causing a material adjustment to the carrying amounts of assets and liabilities within the next financial year and further information on their nature and impact can be found in the relevant note:
- Fair value measurement of assets carried at reportable value including:
  - Property, plant and equipment
  - Infrastructure
- Impairment losses of non-financial assets
- Expected credit losses on financial assets
- Assets held for sale
- Investment property
- Estimated useful life of intangible assets
- Measurement of employee benefits
- Measurement of provisions
- Estimation uncertainties and judgements made in relation to lease

2 NET CURRENT ASSETS INFORMATION

(a) Net current assets used in the Statement of Financial Activity

	Note	Adopted Budget Opening 1 July 2024	Actual as at 30 June 2024	Actual as at 31 January 2025
Current assets		$	$	$
Cash and cash equivalents		3,831,176	4,291,743	4,456,191
Trade and other receivables		1,242,905	617,858	607,766
Other financial assets			112,191	112,191
Inventories			10,066	7,417
		5,074,081	5,031,858	5,183,565
Less: current liabilities				
Trade and other payables		(786,535)	(569,744)	(139,389)
Other liabilities		(192,957)	(1,102,952)	(1,067,686)
Lease liabilities			(101,250)	(37,122)
Borrowings			(210,018)	(71,593)
Employee related provisions		343,951	(369,028)	(369,028)
		(635,541)	(2,352,992)	(1,684,818)
Net current assets		4,438,540	2,678,866	3,498,747
Less: Total adjustments to net current assets	2(b)	(1,083,300)	(674,382)	(873,610)
Closing funding surplus / (deficit)		**3,355,240**	**2,004,484**	**2,625,137**

(b) Current assets and liabilities excluded from budgeted deficiency

Adjustments to net current assets				
Less: Reserve accounts		(1,139,513)	(1,121,584)	(1,140,176)
Less: Financial assets at amortised cost - self supporting loans			(62,378)	(62,378)
Add: Current liabilities not expected to be cleared at the end of the year				
- Current portion of lease liabilities			101,250	37,122
- Current portion of borrowings			210,018	71,593
- Current portion of Bonds & Deposits				20,010
- Current portion of employee benefit provisions held in reserve		56,213	198,312	201,599
- Current portion of user defined				(1,380)
Total adjustments to net current assets	2(a)	**(1,083,300)**	**(674,382)**	**(873,610)**

(c) Non-cash amounts excluded from operating activities

	Adopted Budget Estimates 30 June 2025	YTD Budget Estimates 31 January 2025	YTD Actual 31 January 2025
	$	$	$
Adjustments to operating activities			
Less: Profit on asset disposals	(22,849)	0	0
Add: Loss on asset disposals	53,220	0	0
Add: Depreciation	3,286,121	1,916,880	1,950,138
Total non-cash amounts excluded from operating activities	**3,316,492**	**1,916,880**	**1,950,138**

CURRENT AND NON-CURRENT CLASSIFICATION

In the determination of whether an asset or liability is current or non-current, consideration is given to the time when each asset or liability is expected to be settled. Unless otherwise stated assets or liabilities are classified as current if expected to be settled within the next 12 months, being the local governments' operational cycle.

AASB 101.10(e) **SHIRE OF PINGELLY**
AASB 101.51 **NOTES TO THE STATEMENT OF FINANCIAL ACTIVITY**
AASB 101.112 **FOR THE PERIOD ENDED 31 JANUARY 2025**

FM Reg 34 (2)(b)

3 EXPLANATION OF MATERIAL VARIANCES

The material variance thresholds are adopted annually by Council as an indicator of whether the actual expenditure or revenue varies from the year to date actual materially.
The material variance adopted by Council for the 2024-25 year is $10,000 and 10.00% whichever is the greater.

Description	Var. $	Var. %	
	$	%	
Revenue from operating activities			
Fees and charges	**(90,338)**	**(20.17%)**	▼
Interest revenue	**30,180**	**61.85%**	▲
Other revenue	**22,597**	**43.21%**	▲
Expenditure from operating activities			
Materials and contracts	**388,053**	**27.00%**	▲
Utility charges	**29,280**	**25.91%**	▲
Other expenditure	**14,065**	**27.20%** Timing	▲
Inflows from investing activities			
Proceeds from capital grants, subsidies and contributions	**(1,078,159)**	**(75.20%)**	▼
Outflows from investing activities			
Payments for property, plant and equipment	**885,337**	**71.11%**	▲
Payments for construction of infrastructure	**778,616**	**72.07%**	▲
Surplus or deficit after imposition of general rates	**869,452**	**49.52%**	▲

SHIRE OF PINGELLY

SUPPLEMENTARY INFORMATION

TABLE OF CONTENTS

1	Key Information	2
2	Key Information - Graphical	3
3	Cash and Financial Assets	4
4	Reserve Accounts	5
5	Capital Acquisitions	6
6	Disposal of Assets	8
7	Receivables	9
8	Other Current Assets	10
9	Payables	11
10	Borrowings	12
11	Lease Liabilities	13
12	Other Current Liabilities	14
13	Grants and contributions	15
14	Capital grants and contributions	16
15	Trust Fund	17

BASIS OF PREPARATION - SUPPLEMENTARY INFORMATION

Supplementary information is presented for information purposes. The information does not comply with the disclosure requirements of the Australian Accounting Standards.

SHIRE OF PINGELLY
SUPPLEMENTARY INFORMATION
FOR THE PERIOD ENDED 31 JANUARY 2025

1 KEY INFORMATION

Funding Surplus or Deficit Components

Funding surplus / (deficit)

	Adopted Budget	YTD Budget (a)	YTD Actual (b)	Var. $ (b)-(a)
Opening	$2.10 M	$2.10 M	$2.00 M	($0.10 M)
Closing	($0.06 M)	$1.76 M	$2.63 M	$0.87 M

Refer to Statement of Financial Activity

Cash and cash equivalents

	$4.46 M	% of total
Unrestricted Cash	$3.32 M	74.4%
Restricted Cash	$1.14 M	25.6%

Refer to 3 - Cash and Financial Assets

Payables

	$0.14 M	% Outstanding
Trade Payables	$0.03 M	
0 to 30 Days		103.1%
Over 30 Days		(3.0%)
Over 90 Days		(3.6%)

Refer to 9 - Payables

Receivables

	$0.09 M	% Collected
Rates Receivable	$0.51 M	84.3%
Trade Receivable	$0.09 M	% Outstanding
Over 30 Days		14.8%
Over 90 Days		0.0%

Refer to 7 - Receivables

Key Operating Activities

Amount attributable to operating activities

Adopted Budget	YTD Budget (a)	YTD Actual (b)	Var. $ (b)-(a)
($1.05 M)	$0.23 M	$0.63 M	$0.40 M

Refer to Statement of Financial Activity

Rates Revenue

		% Variance
YTD Actual	$2.51 M	
YTD Budget	$2.52 M	(0.3%)

Grants and Contributions

		% Variance
YTD Actual	$0.39 M	
YTD Budget	$0.56 M	(31.0%)

Refer to 13 - Grants and Contributions

Fees and Charges

		% Variance
YTD Actual	$0.36 M	
YTD Budget	$0.45 M	(20.2%)

Refer to Statement of Financial Activity

Key Investing Activities

Amount attributable to investing activities

Adopted Budget	YTD Budget (a)	YTD Actual (b)	Var. $ (b)-(a)
($1.19 M)	($0.87 M)	($0.28 M)	$0.59 M

Refer to Statement of Financial Activity

Proceeds on sale

		%
YTD Actual	$0.00 M	
Adopted Budget	$0.23 M	(100.0%)

Refer to 6 - Disposal of Assets

Asset Acquisition

		% Spent
YTD Actual	$0.30 M	
Adopted Budget	$2.03 M	(85.1%)

Refer to 5 - Capital Acquisitions

Capital Grants

		% Received
YTD Actual	$0.36 M	
Adopted Budget	$2.86 M	(87.6%)

Refer to 5 - Capital Acquisitions

Key Financing Activities

Amount attributable to financing activities

Adopted Budget	YTD Budget (a)	YTD Actual (b)	Var. $ (b)-(a)
$0.08 M	$0.30 M	$0.28 M	($0.02 M)

Refer to Statement of Financial Activity

Borrowings

Principal repayments	($0.14 M)
Interest expense	($0.05 M)
Principal due	$2.13 M

Refer to 10 - Borrowings

Reserves

Reserves balance	$1.14 M
Net Movement	$0.02 M

Refer to 4 - Cash Reserves

Lease Liability

Principal repayments	$0.06 M
Interest expense	$0.01 M
Principal due	$0.13 M

Refer to Note 11 - Lease Liabilites

This information is to be read in conjunction with the accompanying Financial Statements and notes.

2 KEY INFORMATION - GRAPHICAL

OPERATING ACTIVITIES

OPERATING REVENUE

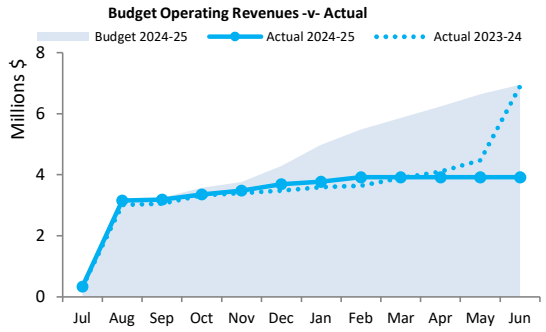

OPERATING EXPENSES

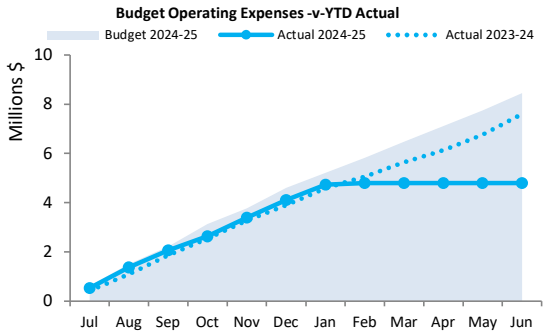

INVESTING ACTIVITIES

CAPITAL REVENUE

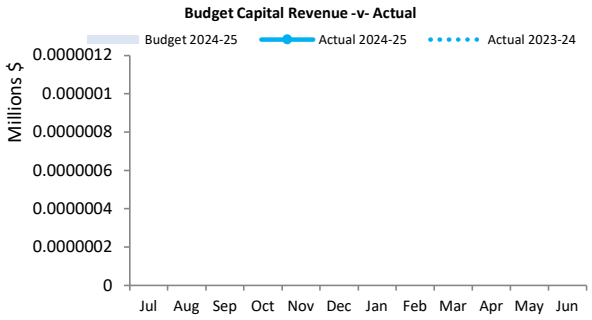

CAPITAL EXPENSES

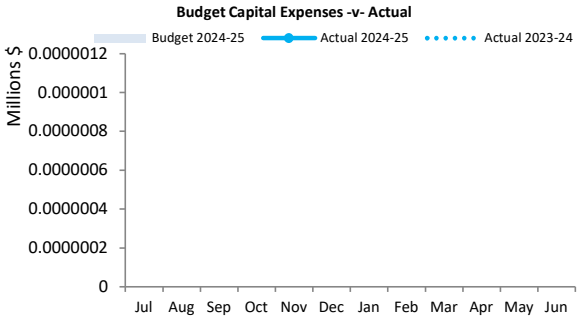

FINANCING ACTIVITIES

BORROWINGS

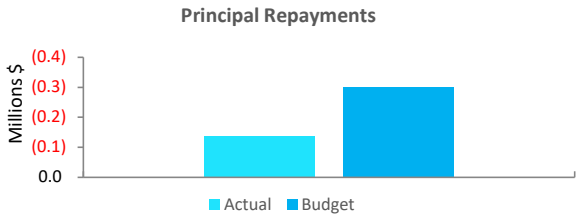

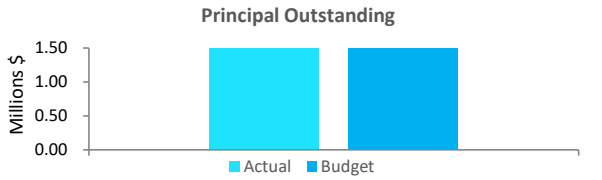

RESERVES

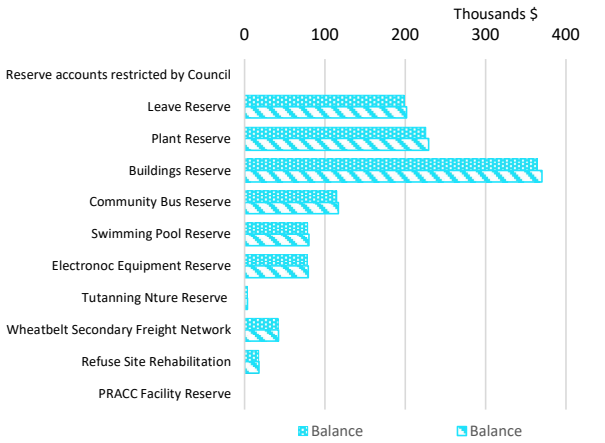

Closing funding surplus / (deficit)

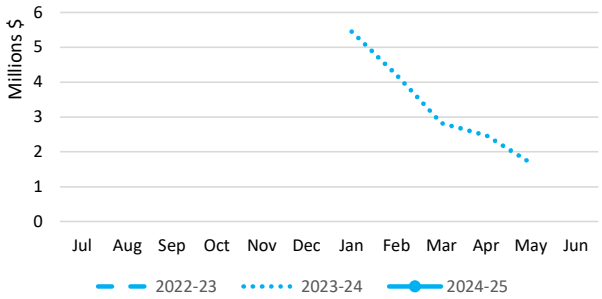

This information is to be read in conjunction with the accompanying Financial Statements and Notes.

3 CASH AND FINANCIAL ASSETS AT AMORTISED COST

Description	Classification	Unrestricted	Reserve Accounts	Total	Trust	Institution	Interest Rate	Maturity Date
		$	$	$	$			
Cash at Municipal Bank		3,290,456		3,290,456				
Till Float SES		50		50				
Till Float Office		200		200				
Petty cash on hand - office		300		300				
Reserve Fund Bank		0	1,140,175	1,140,175				
Trust fund bank - Other		20,010		20,010	20,010			
Shares		5,000		5,000				
Total		**3,316,015**	**1,140,175**	**4,456,191**	**20,010**			
Comprising								
Cash and cash equivalents		3,316,015	1,140,175	4,456,191	20,010			
		3,316,015	**1,140,175**	**4,456,191**	**20,010**			

KEY INFORMATION

Cash and cash equivalents include cash on hand, cash at bank, deposits available on demand with banks and other short term highly liquid investments with original maturities of three months or less that are readily convertible to known amounts of cash and which are subject to an insignificant risk of changes in value.

Bank overdrafts are reported as short term borrowings in current liabilities in the statement of net current assets.

The local government classifies financial assets at amortised cost if both of the following criteria are met:

- the asset is held within a business model whose objective is to collect the contractual cashflows, and
- the contractual terms give rise to cash flows that are solely payments of principal and interest.

Financial assets at amortised cost held with registered financial institutions are listed in this note other financial assets at amortised cost are provided in Note 8 - Other assets.

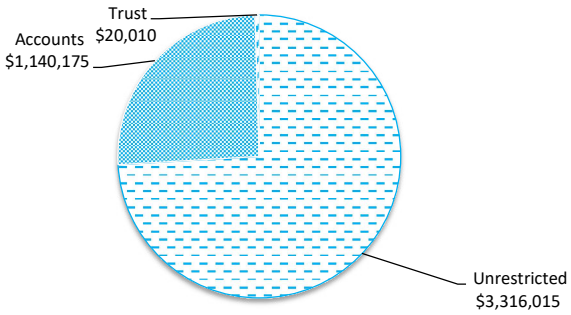

4 RESERVE ACCOUNTS

	Budget				Actual			
Reserve account name	Opening Balance	Transfers In (+)	Transfers Out (-)	Closing Balance	Opening Balance	Transfers In (+)	Transfers Out (-)	Closing Balance
	$	$	$	$	$	$	$	$
Reserve accounts restricted by Council								
Leave Reserve	198,312	1,236	0	199,548	198,312	3,287	0	201,599
Plant Reserve	225,373	1,629	(140,000)	87,002	225,373	3,736	0	229,109
Buildings Reserve	364,146	63,812	0	427,958	364,146	6,036	0	370,182
Community Bus Reserve	114,679	11,470	0	126,149	114,679	1,901	0	116,580
Swimming Pool Reserve	78,597	51,109	0	129,706	78,597	1,303	0	79,900
Electronoc Equipment Reserve	77,764	1,664	0	79,428	77,764	1,289	0	79,053
Tutanning Nture Reserve	3,695	121	0	3,816	3,695	61	0	3,756
Wheatbelt Secondary Freight Network	41,525	5,341	0	46,866	41,525	688	0	42,213
Refuse Site Rehabilitation	17,493	1,547	0	19,040	17,493	290	0	17,783
PRACC Facility Reserve	0	20,000	0	20,000	0	0	0	0
	1,121,584	**157,929**	**(140,000)**	**1,139,513**	**1,121,584**	**18,592**	**0**	**1,140,176**

5 CAPITAL ACQUISITIONS

Capital acquisitions		Adopted Budget	YTD Budget	YTD Actual	YTD Variance
		$	$	$	$
Buildings - non-specialised	**130**	1,224,194	311,177	239,604	(71,573)
Plant and equipment	**134**	1,063,791	933,791	120,027	(813,764)
Acquisition of property, plant and equipment		**2,287,985**	**1,244,968**	**359,631**	**(885,337)**
Infrastructure - roads	**136**	1,266,451	623,252	300,895	(322,357)
Infrastructure - Parks & Ovals	**169**	750,777	445,159	900	(444,259)
Infrastructure - Others	**138**	12,000	12,000	0	(12,000)
Acquisition of infrastructure		**2,029,228**	**1,080,411**	**301,795**	**(778,616)**
Total of PPE and Infrastructure.		**4,317,213**	**2,325,379**	**661,426**	**(1,663,953)**
Total capital acquisitions		**4,317,213**	**2,325,379**	**661,426**	**(1,663,953)**
Capital Acquisitions Funded By:					
Capital grants and contributions		2,857,823	1,433,679	355,520	(1,078,159)
Borrowings		500,000	500,000	500,000	0
Other (disposals & C/Fwd)		232,750	0	0	0
Reserve accounts					
Plant Reserve		140,000		0	0
Contribution - operations		586,640	391,700	(194,094)	(585,794)
Capital funding total		**4,317,213**	**2,325,379**	**661,426**	**(1,663,953)**

KEY INFORMATION

Initial recognition

An item of property, plant and equipment or infrastructure that qualifies for recognition as an asset is measured at its cost.

Upon initial recognition, cost is determined as the amount paid (or other consideration given) to acquire the assets, plus costs incidental to the acquisition. The cost of non-current assets constructed by the Shire includes the cost of all materials used in construction, direct labour on the project and an appropriate proportion of variable and fixed overheads. For assets acquired at zero cost or otherwise significantly less than fair value, cost is determined as fair value at the date of acquisition.

Assets for which the fair value as at the date of acquisition is under $5,000 are not recognised as an asset in accordance with *Local Government (Financial Management) Regulation 17A(5).* These assets are expensed immediately.

Where multiple individual low value assets are purchased together as part of a larger asset or collectively forming a larger asset exceeding the threshold, the individual assets are recognised as one asset and capitalised.

Individual assets that are land, buildings and infrastructure acquired between scheduled revaluation dates of the asset class in accordance with the Shire's revaluation policy, are recognised at cost and disclosed as being at reportable value.

Measurement after recognition

Plant and equipment including furniture and equipment and right-of-use assets (other than vested improvements) are measured using the cost model as required under *Local Government (Financial Management) Regulation 17A(2).* Assets held under the cost model are carried at cost less accumulated depreciation and any impairment losses being their reportable value.

Reportable Value

In accordance with *Local Government (Financial Management) Regulation 17A(2),* the carrying amount of non-financial assets that are land and buildings classified as property, plant and equipment, investment properties, infrastructure or vested improvements that the local government controls.

Reportable value is for the purpose of *Local Government (Financial Management) Regulation 17A(4)* is the fair value of the asset at its last valuation date minus (to the extent applicable) the accumulated depreciation and any accumulated impairment losses in respect of the non-financial asset subsequent to its last valuation date.

5 CAPITAL ACQUISITIONS (CONTINUED) - DETAILED

Capital expenditure total
Level of completion indicators

0%
20%
40%
60%
80%
100%
Over 100%

Percentage Year to Date Actual to Annual Budget expenditure where the expenditure over budget highlighted in red.

	Account Description	Adopted Budget	YTD Budget	YTD Actual	Variance (Under)/Over
		$	$	$	$
BFB02	West Pingelly Fire Shed Grant Funded Expense	$704,457.00	$8,000.00	$7,896.84	
BFB03	East Pingelly Fire Shed Grant Funded Expense	$519,737.00	$303,177.00	$231,707.00	71,470
0595	PLANT PURCHASE - SCHEDULE 5 BFB	$0.00	$0.00	$6,300.00	(6,300)
EP001	Pracc Generator	$53,791.00	$23,791.00	$0.00	23,791
EP020	Capex Truck 24/25 Budget	$300,000.00	$300,000.00	$0.00	
EP021	Capex - Capex Grader 24/25 Budget	$450,000.00	$450,000.00	$0.00	450,000
EP022	Capex - Bogey Trailer Budget 24/25	$30,000.00	$30,000.00	$0.00	
EP023	Capex - Excavator 24/25 Budget	$100,000.00	$100,000.00	$91,000.00	9,000
EP025	Capex - Tag Along Trailer 24/25 Budget	$30,000.00	$30,000.00	$22,727.27	7,273
4APE	CAPEX - ADMIN PLANT PURCHASES	$100,000.00	$0.00	$0.00	
CB42	Yenellin Road - Expenditure (Lrci 4 Roads Grant Funded)	$76,877.00	$0.00	$0.00	0
CC15	Napping Pool Road - Council Constr	$163,488.00	$163,486.00	$105,940.36	57,546
CC160	Heavy Vehicle Rest Area	$50,000.00	$0.00	$0.00	
CC26	South Kweda Road - Council Constr	$91,269.00	$0.00	$0.00	0
RRG08	Wickepin Pingelly Rd 0-.45 4.8-5.3 6.3-636 10.16-10.91 Expenditure (Rr	$515,786.00	$412,624.00	$184,507.43	228,117
RRG10	Capex - Rrg North Bannister Pingelly Road	$165,000.00	$47,142.00	$0.00	
CC131	Aviation Street - Council Constr	$204,031.00	$0.00	$10,446.82	(10,447)
SP001	Standpipe Swipe Card Systems	$12,000.00	$12,000.00	$0.00	12,000
IP006	Capex - Infra Parks & Ovals	$33,302.00	$26,636.00	$0.00	26,636
IP008	Youth Precinct	$717,475.00	$418,523.00	$900.00	
		$0	$0	$0	0
		4,317,213	**2,325,379**	**661,426**	**869,085**

6 DISPOSAL OF ASSETS

		Budget				YTD Actual			
Asset Ref.	Asset description	Net Book Value	Proceeds	Profit	(Loss)	Net Book Value	Proceeds	Profit	(Loss)
		$	$	$	$	$	$	$	$
	Plant and equipment								
PDTS1	EMCS Vehicle	4,822	20,000	15,178	0			0	0
EMT1	CEO Vehicle	31,288	32,750	1,462	0			0	0
PBH3	2015 Komatsu Backhoe	73,865	55,000	0	(18,865)			0	0
PG7	2014 Cat Grader	134,355	100,000	0	(34,355)			0	0
PT13	2007 Fuso Truck	18,791	25,000	6,209	0			0	0
		263,121	**232,750**	**22,849**	**(53,220)**	**0**	**0**	**0**	**0**

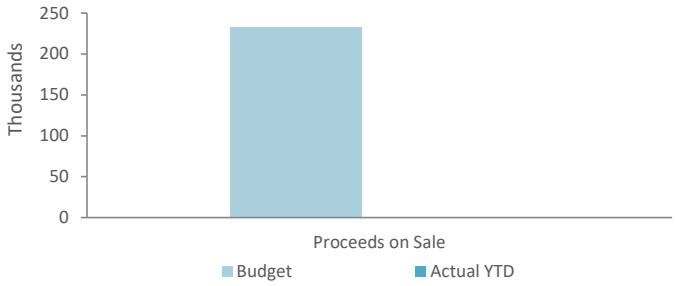

7 RECEIVABLES

Rates receivable	30 June 2024	31/01/2025
	$	$
Opening arrears previous year		181,044
Levied this year		2,513,926
Less - collections to date	181,044	(2,271,795)
Gross rates collectable	**181,044**	**423,175**
Allowance for impairment of rates receivable		90,867
Net rates collectable	**181,044**	**514,042**
% Collected	0.0%	84.3%

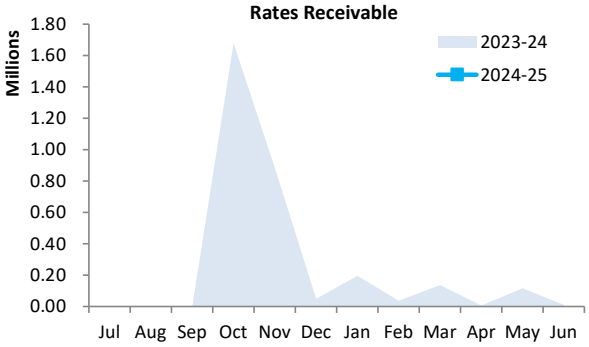

Receivables - general	Credit	Current	30 Days	60 Days	90+ Days	Total
	$	$	$	$	$	$
Receivables - general	0	13,345	260	2,057		15,662
Percentage	0.0%	85.2%	1.7%	13.1%	0.0%	
Balance per trial balance						
Trade receivables						64,351
GST receivable						17,426
PrePayments						454
SSL Current						11,493
Total receivables general outstanding						**93,724**

Amounts shown above include GST (where applicable)

KEY INFORMATION

Trade and other receivables include amounts due from ratepayers for unpaid rates and service charges and other amounts due from third parties for goods sold and services performed in the ordinary course of business.

Trade receivables are recognised at original invoice amount less any allowances for uncollectable amounts (i.e. impairment). The carrying amount of net trade receivables is equivalent to fair value as it is due for settlement within 30 days.

Classification and subsequent measurement

Receivables which are generally due for settlement within 30 days except rates receivables which are expected to be collected within 12 months are classified as current assets. All other receivables such as, deferred pensioner rates receivable after the end of the reporting period are classified as non-current assets.

Trade and other receivables are held with the objective to collect the contractual cashflows and therefore the Shire measures them subsequently at amortised cost using the effective interest rate method.

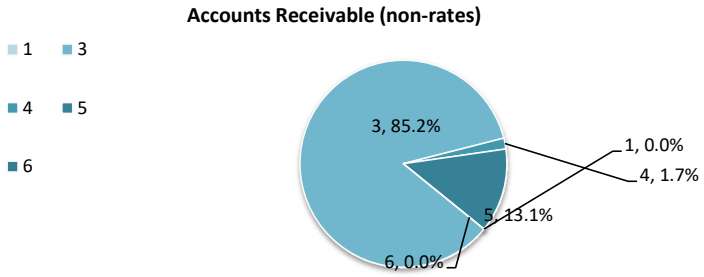

8 OTHER CURRENT ASSETS

Other current assets	Opening Balance 1 July 2024	Asset Increase	Asset Reduction	Closing Balance 31 January 2025
	$	$	$	$
Other financial assets at amortised cost				
Financial assets at amortised cost	49,813			49,813
Financial assets at amortised cost - self supporting loans	62,378			62,378
Inventory				
Fuels & Oils	10,066		(2,649)	7,417
Total other current assets	**122,257**	**0**	**(2,649)**	**119,608**

Amounts shown above include GST (where applicable)

KEY INFORMATION

Other financial assets at amortised cost

The Shire classifies financial assets at amortised cost if both of the following criteria are met:

- the asset is held within a business model whose objective is to collect the contractual cashflows, and
- the contractual terms give rise to cash flows that are solely payments of principal and interest.

Inventory

Inventories are measured at the lower of cost and net realisable value.

Net realisable value is the estimated selling price in the ordinary course of business less the estimated costs of completion and the estimated costs necessary to make the sale.

9 PAYABLES

Payables - general	Credit	Current	30 Days	60 Days	90+ Days	Total
	$	$	$	$	$	$
Payables - general	0	26,107	51	91	(921)	25,329
Percentage	0.0%	103.1%	0.2%	0.4%	-3.6%	
Balance per trial balance						
Sundry creditors						25,128
ATO liabilities						34,828
Accrued Expenses						16,863
Accrued Interest on Loans						10,297
Bonds & Deposits Held in Municipal						20,010
Other payables [describe]						2,159
Income in Advance						30,104
Total payables general outstanding						**139,389**

Amounts shown above include GST (where applicable)

KEY INFORMATION

Trade and other payables represent liabilities for goods and services provided to the Shire prior to the end of the period that are unpaid and arise when the Shire becomes obliged to make future payments in respect of the purchase of these goods and services. The amounts are unsecured, are recognised as a current liability and are normally paid within 30 days of recognition.
The carrying amounts of trade and other payables are considered to be the same as their fair values, due to their short-term nature.

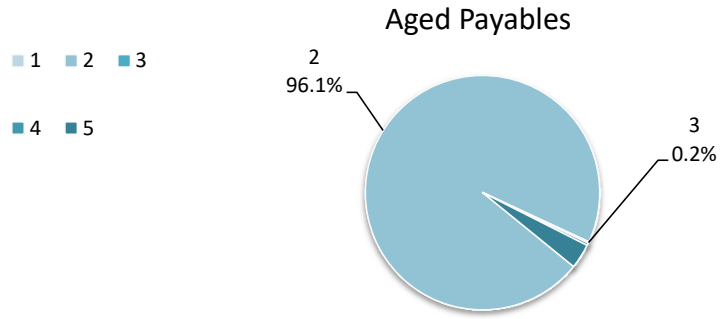

10 BORROWINGS

Repayments - borrowings

Information on borrowings			New Loans		Principal Repayments		Principal Outstanding		Interest Repayments	
Particulars	**Loan No.**	**1 July 2024**	**Actual**	**Budget**	**Actual**	**Budget**	**Actual**	**Budget**	**Actual**	**Budget**
		$	$	$	$	$	$	$	$	$
Recreation & Cultural Centre	123	$1,683,299			($116,508)	($176,607)	$1,566,791	$1,506,692	($39,865)	$67,201
Transport Fleet Replacement	125	$0	$500,000	$500,000	$0	($90,804)	$500,000	$409,196	($4,095)	$22,771
		1,683,299	500,000	500,000	(116,508)	(267,411)	2,066,791	1,915,888	(43,960)	89,972
Self supporting loans										
Pingelly Cotage Homes		83,223	0	0	(21,917)	(33,410)	61,306	116,633	(2,688)	4,327
		83,223	0	0	(21,917)	(33,410)	61,306	116,633	(2,688)	4,327
Total		**1,766,522**	**500,000**	**500,000**	**(138,425)**	**(300,821)**	**2,128,097**	**2,032,521**	**(46,648)**	**94,299**
Current borrowings		(234,001)					71,593			
Non-current borrowings		2,500,523					2,056,504			
		2,266,522					**2,128,097**			

All debenture repayments were financed by general purpose revenue.
Self supporting loans are financed by repayments from third parties.

New borrowings 2024-25

Particulars	Amount Borrowed Actual	Amount Borrowed Budget	Institution	Loan Type	Term Years	Total Interest & Charges	Interest Rate	Amount (Used) Actual	Amount (Used) Budget	Balance Unspent
	$	$				$	%	$	$	$
Transport Fleet Replacement	500,000	500,000	WATC	P&I	5		4.54	0	500,000	500,000

KEY INFORMATION
The City has elected to recognise borrowing costs as an expense when incurred regardless of how the borrowings are applied.

Fair values of borrowings are not materially different to their carrying amounts, since the interest payable on those borrowings is either close to current market rates or the borrowings are of a short term nature.

11 LEASE LIABILITIES

Movement in carrying amounts

Information on leases			New Leases		Principal Repayments		Principal Outstanding		Interest Repayments	
Particulars	**Lease No.**	**1 July 2024**	**Actual**	**Budget**	**Actual**	**Budget**	**Actual**	**Budget**	**Actual**	**Budget**
		$	**$**	**$**	**$**	**$**	**$**	**$**	**$**	**$**
Photocopier		9,584			2,059	3,742	7,525	5,842	279	265
Solar System Admin Centre		1,880			1,880	1,880	0	0	38	38
Server Lease		14,768			7,095	9,703	7,673	5,065	621	567
CCTV Server Lease		8,014			3,251	4,476	4,763	3,538	394	383
Grader Lease		108,412			37,312	64,377	71,100	44,035	1,667	2,443
Loader Lease		55,763			12,532	17,218	43,231	38,545	3,175	3,724
Total		**198,421**	**0**	**0**	**64,128**	**101,396**	**134,293**	**97,025**	**6,174**	**7,420**
Current lease liabilities		101,250					37,122			
Non-current lease liabilities		97,170					97,170			
		198,420					**134,292**			

All lease repayments were financed by general purpose revenue.

KEY INFORMATION

At inception of a contract, the Shire assesses if the contract contains or is a lease. A contract is or contains a lease, if the contract conveys the right to control the use of an identified asset for a period of time in exchange for consideration. At the commencement date, a right of use asset is recognised at cost and lease liability at the present value of the lease payments that are not paid at that date. The lease payments are discounted using that date. The lease payments are discounted using the interest rate implicit in the lease, if that rate can be readily determined. If that rate cannot be readily determined, the Shire uses its incremental borrowing rate.

All contracts classified as short-term leases (i.e. a lease with a remaining term of 12 months or less) and leases of low value assets are recognised as an operating expense on a straight-line basis over the term of the lease.

12 OTHER CURRENT LIABILITIES

Other current liabilities	Note	Opening Balance 1 July 2024	Liability transferred from/(to) non current	Liability Increase	Liability Reduction	Closing Balance 31 January 2025
		$	$	$	$	$
Other liabilities						
Contract liabilities		1,044,702	0		(149,993)	894,709
Capital grant/contributions liabilities		58,250	0	114,727	0	172,977
Total other liabilities		1,102,952	0	114,727	(149,993)	1,067,686
Employee Related Provisions						
Provision for annual leave		179,258	0			179,258
Provision for long service leave		189,770	0			189,770
Total Provisions		369,028	0	0	0	369,028
Total other current liabilities		**1,471,980**	**0**	**114,727**	**(149,993)**	**1,436,714**

Amounts shown above include GST (where applicable)

A breakdown of contract liabilities and associated movements is provided on the following pages at Note 13 and 14

KEY INFORMATION

Provisions

Provisions are recognised when the Shire has a present legal or constructive obligation, as a result of past events, for which it is probable that an outflow of economic benefits will result and that outflow can be reliably measured.
Provisions are measured using the best estimate of the amounts required to settle the obligation at the end of the reporting period.

Employee Related Provisions

Short-term employee benefits

Provision is made for the Shire's obligations for short-term employee benefits. Short-term employee benefits are benefits (other than termination benefits) that are expected to be settled wholly before 12 months after the end of the annual reporting period in which the employees render the related service, including wages, salaries and sick leave. Short-term employee benefits are measured at the (undiscounted) amounts expected to be paid when the obligation is settled.
The Shire's obligations for short-term employee benefits such as wages, salaries and sick leave are recognised as a part of current trade and other payables in the calculation of net current assets.

Other long-term employee benefits

The Shire's obligations for employees' annual leave and long service leave entitlements are recognised as employee related provisions in the statement of financial position.

Long-term employee benefits are measured at the present value of the expected future payments to be made to employees. Expected future payments incorporate anticipated future wage and salary levels, durations of service and employee departures and are discounted at rates determined by reference to market yields at the end of the reporting period on government bonds that have maturity dates that approximate the terms of the obligations. Any remeasurements for changes in assumptions of obligations for other long-term employee benefits are recognised in profit or loss in the periods in which the changes occur. The Shire's obligations for long-term employee benefits are presented as non-current provisions in its statement of financial position, except where the Shire does not have an unconditional right to defer settlement for at least 12 months after the end of the reporting period, in which case the obligations are presented as current provisions.

Contract liabilities

An entity's obligation to transfer goods or services to a customer for which the entity has received consideration (or the amount is due) from the customer.

Capital grant/contribution liabilities

Grants to acquire or construct recognisable non-financial assets to identified specifications be constructed to be controlled by the Shire are recognised as a liability until such time as the Shire satisfies its obligations under the agreement.

13 GRANTS, SUBSIDIES AND CONTRIBUTIONS

Provider	Unspent grant, subsidies and contributions liability					Grants, subsidies and contributions revenue		
	Liability 1 July 2024	Increase in Liability	Decrease in Liability (As revenue)	Liability 31 Jan 2025	Current Liability 31 Jan 2025	Adopted Budget Revenue	YTD Budget	YTD Revenue Actual
	$	$	$	$	$	$	$	$
Grants and subsidies								
GENERAL PURPOSE GRANT FAGS (LGGC)				0		$195,544	97,772	104,211
LOCAL ROADS GRANT FAGS (LGGC)				0		$76,244	38,122	21,780
ESL GRANT - BFB				0		$105,297	52,648	68,111
ESL Grant - SES				0		$32,603	16,300	14,960
GRANTS, CONTRIBUTIONS - AGED & DISABLED SERVICES				0		$1,000	1,000	0
OTHER CULTURE - INCOME				0		$5,000	0	0
Community Development Operating Grants				0		$0.00	0	1,000
Community Garden Grant				0		$10,000.00	10,000	2,912
Cd Event Income				0		$0.00	0	1,000
MRWA DIRECT GRANT				0		$121,294	121,294	136,849
GRANT PINGELLY TOWN TRAIL - GAMING AND WAGERING COMMISSION				0		$25,000	25,000	0
				0		$25,000	25,000	0
SMALL GRANTS INCOME - SCH 13				0		$18,250	18,246	0
GRANTS/REIMBURSEMENTS/CONTRIBUTIONS				0		313,814	156,906	34,761
REIMBURSEMENTS OTHERS				0		3,500	1,750	2,398
OTHER INCOME				0		0	0	955
	0	**0**	**0**	**0**	**0**	**932,546**	**564,038**	**388,937**

14 CAPITAL GRANTS, SUBSIDIES AND CONTRIBUTIONS

	Capital grant/contribution liabilities					Capital grants, subsidies and contributions revenue		
Provider	Liability 1 July 2024	Increase in Liability	Decrease in Liability (As revenue)	Liability 31 Jan 2025	Current Liability 31 Jan 2025	Adopted Budget Revenue	YTD Budget	YTD Revenue Actual
	$	$	$	$	$	$	$	$
Capital grants and subsidies								
CAPITAL GRANT - DFES				0		1,106,105	645,225	156,668
GRANT FUNDING - PRACC GENERATOR				0		30,000	30,000	0
WATER SUPPLY PARKS & OVALS WATERCORP GRANT				0		33,302	26,640	0
YOUTH PRECINCT -INCOME LRCI				0		682,766	136,553	0
REGIONAL ROAD GROUP FUNDING				0		343,128	137,251	137,252
ROADS TO RECOVERY				0		300,008	175,000	0
OTHER GRANTS(NO GST)				0		50,000	50,000	0
Government Grants (GST Exempt)				0		79,504	0	0
WHEATBELT SECONDARY FREIGHT NETWORK				0		165,000	165,000	61,600
	0	**0**	**0**	**0**	**0**	**2,789,813**	**1,365,669**	**355,520**

15 TRUST FUND

Funds held at balance date which are required by legislation to be credited to the trust fund and which are not included in the financial statements are as follows:

Description	Opening Balance 1 July 2024	Amount Received	Amount Paid	Closing Balance 31/01/2025
	$	$	$	$
MV Licensing	2,619	0	(845)	**1,774**
Others	10,819	7,416		**18,235**
	13,438	**7,416**	**(845)**	**20,009**

15.3. Accounts Paid by Authority – December 2024

File Reference:	**ADM0066**
Location:	**Not Applicable**
Applicant:	**Not Applicable**
Author:	**Finance Officer**
Disclosure of Interest:	**Nil**
Attachments:	**List of Accounts for December 2024**
Previous Reference:	**Nil**

Summary
Council is requested to receive the list of accounts paid by authority for the month of December 2024.

Background
In accordance with *Local Government (Financial Management) Regulations 1996 Clause 13* (1) schedules of all payments made through Council's bank accounts are presented to the Committee and to Council.

Comment
Unless otherwise identified, all payments have been made in accordance with Council's adopted 2024/2025 Budget.

Consultation
Nil

Statutory Environment
Regulation 12 of the *Local Government (Financial Management) Regulations* provides that:

(1) A payment may only be made from the municipal fund or the trust fund —
   (a) if the local government has delegated to the CEO the exercise of its power to make payments from those funds — by the CEO; or
   (b) otherwise, if the payment is authorised in advance by a resolution of the council.

(2) The council must not authorise a payment from those funds until a list prepared under regulation 13(2) containing details of the accounts to be paid has been presented to the council.

Regulation 13 of the *Local Government (Financial Management) Regulations* provides that:

(1) If the local government has delegated to the CEO the exercise of its power to make payments from the municipal fund or the trust fund, a list of accounts paid by the CEO is to be prepared each month showing for each account paid since the last such list was prepared —
   (a) the payee's name;
   (b) the amount of the payment;
   (c) the date of the payment; and
   (d) sufficient information to identify the transaction.

(2) A list of accounts for approval to be paid is to be prepared each month showing —
   (a) for each account which requires council authorisation in that month —
      (i) the payee's name;
      (ii) the amount of the payment; and
      (iii) sufficient information to identify the transaction; and
   (b) the date of the meeting of the Council to which the list is to be presented.

(3) A list prepared under sub regulation (1) or (2) is to be —
   (a) presented to the Council at the next ordinary meeting of the council after the list is prepared; and
   (b) recorded in the minutes of that meeting.

Policy Implications
There are no policy implications associated with this report.

Financial Implications
There are no known financial implications upon either the Council's current budget or long-term financial plan.

Strategic Implications
This is a statutory requirement.

Risk Implications

Risk:	Failure to present a detailed listing of payments in the prescribed form would result in non-compliance with the Local Government (Financial Management) Regulations 1996, which may result in a qualified audit.		
Consequence Theme:	Reputational / Compliance	**Impact:**	Minor
Consequence:	Low Impact, a small number of complaints. Some temporary non-compliance		
Likelihood Rating:	Unlikely	**Risk Matrix:**	Low (4)
Action Plan:	Risk is acceptable with adequate controls, managed by routine procedures and subject to annual monitoring.		

Deputy Peter Wood left the Council Chambers at 3.35pm

13534 Cr Clinton Cheney moved, Cr Bryan Hotham seconded

Voting Requirements:
Simple Majority

Recommendation and Council Decision:

That Council receive the Accounts for Payments for December 2024 as authorised under delegated authority and in accordance with the Local Government (Financial Management) Regulations 1996:

To December 2024:

Municipal Account	**$593,538.06**
Trust Account	**$200.00**

Carried Unanimously 5 votes to 0

For:	President Jackie McBurney, Cr Clinton Cheney, Cr Bryan Hotham, Cr Karmvir Singh and Cr Angela Tretheway
Against:	Nil

Deputy Peter Wood returned to the Council Chambers at 3.38pm

SHIRE OF PINGELLY

ACCOUNTS PAID PRESENTED FOR ENDORSEMENT DECEMBER 2024

EFT NUMBER	DATE	CREDITOR	INVOICE DESCRIPTION	BANK CODE	INVOICE AMOUNT	TOTAL
EFT11787	**05/12/2024**	**RAPID METAL DEVELOPMENTS AUSTRALIA PTY LTD**	**TRANSPORT CHARGES**	**1**		**320.98**
INV 51054758	13/11/2024	RAPID METAL DEVELOPMENTS AUSTRALIA PTY LTD	12 WEEK HIRE PERIOD, TETRASHOR TEX10020 - JACK SPINDLE & COLLAR ASSEMBLY, TEX10060 - TILT PLATE 90MM , TEX10010 - JACK ADAPTER, TEX10040 - JACK DOME, TEX10050 - PIN 30 X 180MM, TEX10050 -PIN 30 X 180MM SPRING CLIP		320.98	
EFT11788	**05/12/2024**	**TELSTRA**	**TELSTRA ACCOUNT CHARGES**	**1**		**1,728.29**
INV 9900000066243	12/10/2024	TELSTRA	MOBILE CHARGES INCLUDING NEW DEVICE - 8 OF 24 - 11/09/2024 TO 10/10/2024		463.35	
INV 9900000068332	12/11/2024	TELSTRA	MOBILE CHARGES INCLUDING NEW DEVICE - 9 OF 24 - 11/10/2024 TO 10/11/2024		463.35	
INV K400527141-2	18/11/2024	TELSTRA	TELEPHONE & INTERNET CHARGES - 11/11/2024 TO 10/12/2024, & INTERNET FOR 4 SHIRE STREET & 17 ELIOT STREET		801.59	
EFT11789	**05/12/2024**	**KWIK KOPY**	**SHIRE LETTERHEAD**	**1**		**759.57**
INV 125428	25/11/2024	KWIK KOPY	5000 A4 ONE SIDED COLOURED LETTERHEADS AS PER APPROVED PROOF -, INCLUDING DELIVERY		759.57	
EFT11790	**05/12/2024**	**BUNNINGS BUILDING SUPPLIES**	**ASSORTED CONSUMABLES**	**1**		**119.82**
INV 2182/00390075	11/11/2024	BUNNINGS BUILDING SUPPLIES	BRASS COMPRESS TEE & HOSE COCK - CARAVAN PARK, KEYS CUT - CHILDCARE BUILDING, PAINT ROLLER - CHRISTMAS VILLAGE		119.82	
EFT11791	**05/12/2024**	**MCINTOSH & SON WA**	**PARTS FOR PLANT**	**1**		**575.22**
INV 1975777	12/11/2024	MCINTOSH & SON WA	1 X SET OF FILTERS - SKID STEER PL9		575.22	
EFT11792	**05/12/2024**	**PINGELLY COMMUNITY RESOURCE CENTRE**	**TECHNOLOGY & DIGITAL INCLUSION GRANT**	**1**		**5,500.00**
INV 0106	25/11/2024	PINGELLY COMMUNITY RESOURCE CENTRE	TECHNOLOGY & DIGITAL INCLUSION GRANT		5,500.00	
EFT11793	**05/12/2024**	**DC & SF SQUIERS**	**REIMBURSEMENT**	**1**		**96.80**
INV 28112024	28/11/2024	DC & SF SQUIERS	SUPPLIES - TOOLBOX MEETING		96.80	
EFT11794	**05/12/2024**	**MATILDA AUTO PARTS**	**PARTS FOR PLANT**	**1**		**535.70**
INV 278489	07/11/2024	MATILDA AUTO PARTS	1 X SET OF FILTERS - CAT GRADER PG7,		467.50	

INV 278630	12/11/2024	MATILDA AUTO PARTS	SET OF FILTERS - D-MAX PC26, SET OF FILTERS FOR DMAX SERVICE		68.20	
EFT11795	**05/12/2024**	**PINGELLY TYRE SERVICE**	**PARTS FOR PLANT**	**1**		**54.62**
INV 11784	14/11/2024	PINGELLY TYRE SERVICE	HYDRAULIC HOSE - KOMATSU GRADER PG8		54.62	
EFT11796	**05/12/2024**	**DELTA AGRIBUSINESS WA PTY LTD T/A BROOKTON RURAL TRADERS**	**ASSORTED CONSUMABLES**	**1**		**562.70**
INV DI25035166	12/11/2024	DELTA AGRIBUSINESS WA PTY LTD T/A BROOKTON RURAL TRADERS	TAP TIMERS AND FITTINGS - CARAVAN PARK, PAINT AND WOOD ADHESIVE - CHRISTMAS VILLAGE		562.70	
EFT11797	**05/12/2024**	**TOLL TRANSPORT PTY LTD**	**VARIOUS FREIGHT CHARGES**	**1**		**116.96**
INV 0546	10/11/2024	TOLL TRANSPORT PTY LTD	24/10/2024 FROM STATE LIBRARY, 01/11/2024 FROM EASTERN HILLS SAWS & MOWERS		116.96	
EFT11798	**05/12/2024**	**JH COMPUTER SERVICES PTY LTD**	**IT CONTRACT CHARGES**	**1**		**6,425.10**
INV 004317-D01	31/10/2024	JH COMPUTER SERVICES PTY LTD	CONTRACT SERVICES - NOVEMBER 2024		6,425.10	
EFT11799	**05/12/2024**	**ANDREW DOVER**	**REIMBURSEMENT**	**1**		**417.15**
INV 13112024	13/11/2024	ANDREW DOVER	DECORATIONS FOR CHRISTMAS VILLAGE PURCHASED ON PERSONAL CREDIT CARD		417.15	
EFT11800	**05/12/2024**	**SAPIO PTY LTD**	**CCTV MONITORING - 17 QUEEN STREET**	**1**		**194.70**
INV SP286347	12/11/2024	SAPIO PTY LTD	OCTOBER 2024		194.70	
EFT11801	**05/12/2024**	**AMBER MOULTON**	**REFUND**	**1**		**109.00**
INV 02122024	02/12/2024	AMBER MOULTON	MULTIPLE PET APPLICATION, THESE APPLICATIONS DO NOT APPLY TO RESIDENTS OUTSIDE OF THE TOWN BOUNDARY		109.00	
EFT11802	**05/12/2024**	**CITRINE HOMES PTY LTD**	**ROOF REPAIRS/REPLACEMENT - PRACC**	**1**		**7,757.42**
INV CIT055	28/11/2024	CITRINE HOMES PTY LTD	CLEAN UP AND REPLACE STORM DAMAGED CEILING IN PRACC BUILDING AS PER QUOTE SUPPLIED, INSURANCE EXCESS		7,757.42	
EFT11803	**05/12/2024**	**CIVIL PRODUCTS WA**	**VARIOUS SIGNAGE**	**1**		**682.00**
INV 3664	20/11/2024	CIVIL PRODUCTS WA	SIG-REG-15 STOP HERE RED SIGNAL 1200X600 CFT, SIG-ADV-29 REDUCE SPEED 600X600 CFLT, SIG-ADV-48 TRAFFIC SIGNALS SYM 600X600		682.00	
EFT11806	**16/12/2024**	**RAPID METAL DEVELOPMENTS AUSTRALIA PTY LTD**	**MATERIALS FOR BRIDGE REPAIR**	**1**		**235.48**
INV 51054882	30/11/2024	RAPID METAL DEVELOPMENTS AUSTRALIA PTY LTD	12 WEEK HIRE PERIOD,TETRASHOR TEX10020 - JACK SPINDLE & COLLAR ASSEMBLY, TEX10060 - TILT PLATE 90MM , TEX10010 -JACK ADAPTER, TEX10040 - JACK DOME, TEX10050 - PIN 30 X 180MM, TEX10050 - PIN 30 X 180MM SPRING CLIP		235.48	
EFT11807	**16/12/2024**	**HERSEY'S SAFETY PTY LTD**	**ASSORTED STAFF PPE**	**1**		**1,054.82**
INV 3512	12/11/2024	HERSEY'S SAFETY PTY LTD	3981 HIVIS VENT DRILL SHIRT L/S 3XL (CARMEL JOHNSON), 3846 HIVIS JERSEY L/S 3XL, 3316 LIGHTWEIGHT COOL BREEZE PANTS 3XL, 3722 DNC FULL ZIP HOODIE FLEECY 3XL, 512709 STEEL BLUE LADIES ARGYLE ZIP S38.5		471.97	

INV 3513	12/11/2024	HERSEY'S SAFETY PTY LTD	DNC HIVIS 2 TONED COOL BREATHE POLO SHORT SLEEVE 3811SIZE L, BISLEY CLOSED FRONT HIVIS DRILL SHIRT BSC6267 SIZE XL, JB'S WEAR LADIES HIVIS LONG SLEEVE COMFORT POLO 6LHCL SIZE 20, DNC STRETCH DENIM JEANS 3318 SIZE 92R, DNC POLYESTER COTTON "3 IN 1" CARGO PANTS 1504 SIZE XL, DNC HIVIS D/N BREATHABLE RAIN PANTS 3872 SIZE L		450.85	
INV 50772	25/11/2024	HERSEY'S SAFETY PTY LTD	TWO ROLLS BUNTING - PARTY ON THE OVAL		132.00	
EFT11808	**16/12/2024**	**NARROGIN BEARING SERVICE**	**CONSUMABLES**	**1**		**66.76**
INV 223499	27/11/2024	NARROGIN BEARING SERVICE	2 X BEARINGS - PRACC		66.76	
EFT11809	**16/12/2024**	**SULLIVAN LOGISTICS PTY LTD**	**VARIOUS FREIGHT CHARGES**	**1**		**1,026.08**
INV 123085	01/11/2024	SULLIVAN LOGISTICS PTY LTD	31/10/2024 FROM MAXIPARTS, 01/11/2024 FROM T QUIP		127.88	
INV 123318	08/11/2024	SULLIVAN LOGISTICS PTY LTD	04/11/2024 FROM MAXIPARTS, 05/11/2024 FROM MATILDA AUTO, 05/11/2024 FROM MCINTOSH & SON, 07/11/2024 FROM MATILDA AUTO		221.28	
INV 124267	15/11/2024	SULLIVAN LOGISTICS PTY LTD	11/11/2024 FROM E & MJ ROSHER, 12/11/2024 FROM WA RETICULATION SUPPLIES, 12/11/2024 FROM MCINTOSH & SON, 13/11/2024 FROM MATILDA AUTO, 13/11/2024 FROM MATILDA AUTO, 14/11/2024 FROM ABCO, 14/11/2024 FROM ABCO, 14/11/2024 FROM ABCO, 14/11/2024 FROM ABCO, 14/11/2024 FROM ABCO, 14/11/2024 FROM ABCO, 15/11/2024 FROM WA RETICULATION SUPPLIES, 15/11/2024 FROM WA RETICULATION SUPPLIES		469.34	
INV 125075	22/11/2024	SULLIVAN LOGISTICS PTY LTD	19/11/2024 FROM CIVIL PRODUCTS		53.03	
INV 125544	29/11/2024	SULLIVAN LOGISTICS PTY LTD	25/11/2024 FROM UNITED FASTENERS, 25/11/2024 FROM MATILDA AUTO, 26/11/2024 FROM MARTINS TRAILER PARTS, 26/11/2024 FROM MCINTOSH & SON		154.55	
EFT11810	**16/12/2024**	**UNITED FASTENERS WA P/L**	**CONSUMABLES**	**1**		**461.03**
INV 702800	25/11/2024	UNITED FASTENERS WA P/L	METAL ULT THIN C.O.W A60TZ SPEC (202402) 100XIX16 - CHRISTMAS VILLAGE		64.48	
INV 703582	28/11/2024	UNITED FASTENERS WA P/L	1 X BOX OF BLACK PAINT 1 X BOX SILVER PAINT 1 X BOX OF SILCON 1 X BOX OF CUTTING DISC - CHRISTMAS VILLAGE		396.55	
EFT11811	**16/12/2024**	**PINGELLY VOLUNTEER SES UNIT**	**SES REIMBURSEMENT**	**1**		**5,312.03**
INV 000367	26/11/2024	PINGELLY VOLUNTEER SES UNIT	MR LICENSE ASSESMENT, SYNERGY CHARGES - 21/05/2024 TO 16/07/2024, TELSTRA CHARGES - UP TO 10/07/2024, BRONSON SAFETY - YELLOW CABLE PROTECTOR, LOGICAL DEVELOPMENTS - AUDIT FEES & SUPPORT, TELSTRA CHARGES - UP TO 10/08/2024, SYNERGY CHARGES - 17/07/2024 TO 13/09/2024, TELSTRA CHARGES - UP TO 10/09/2024, GREAT SOUTHERN FUELS, COLES - TRAINING CONSUMABLES, ALL FLAGS - GAZEBO SIDES & ROOF, TELSTRA CHARGES - UP TO 10/10/2024		5,312.03	
EFT11812	**16/12/2024**	**BUNNINGS BUILDING SUPPLIES**	**VARIOUS CONSUMABLES**	**1**		**926.63**
INV 2182/00391253	13/11/2024	BUNNINGS BUILDING SUPPLIES	SANDING BLOCKS & PAINT ROLLERS - CHRISTMAS VILLAGE		19.15	
INV 2182/00391268	13/11/2024	BUNNINGS BUILDING SUPPLIES	PAINT BRUSHES - CHRISTMAS VILLAGE		10.26	
INV 2182/00392202	13/11/2024	BUNNINGS BUILDING SUPPLIES	SCREWS - CHRISTMAS VILLAGE		29.64	

INV 2182/00398294	20/11/2024	BUNNINGS BUILDING SUPPLIES	IRRIGATION TRICKLERS - CARAVAN PARK, VACUUM CLEANER - ADMIN BUILDING, CHRISTMAS DECORATION SUPPLIES - CHRISTMAS VILLAGE		689.57	
INV 2182/00398314	20/11/2024	BUNNINGS BUILDING SUPPLIES	HOSE ADAPTORS - CARAVAN PARK		12.87	
INV 2182/00305342	26/11/2024	BUNNINGS BUILDING SUPPLIES	PINE POSTS, BRACKETS & SCREWS - CHRISTMAS VILLAGE		172.83	
INV 2182/00306362	27/11/2024	BUNNINGS BUILDING SUPPLIES	CREDIT - BRACKETS - CHRISTMAS VILLAGE		-20.94	
INV 2182/00498333	28/11/2024	BUNNINGS BUILDING SUPPLIES	SCREWS - CHRISTMAS VILLAGE		13.25	
EFT11813	**16/12/2024**	**CONSTRUCTION TRAINING FUND**	**BCITF COLLECTIONS**	**1**		**106.06**
INV 255164-Z1L7X3	29/11/2024	CONSTRUCTION TRAINING FUND	PROJECT NUMBERS - PIN45STR & PIN9PRE		106.06	
EFT11814	**16/12/2024**	**SECURITY & KEY DISTRIBUTORS**	**MATERIALS**	**1**		**442.36**
INV 98269	15/11/2024	SECURITY & KEY DISTRIBUTORS	PADLOCK 349-GMK, DWS, CA2 - STANDPIPE, PADLOCK 349-GMK - DEPOT BUILDING		442.36	
EFT11815	**16/12/2024**	**BEST OFFICE SYSTEMS**	**PRINTING CHARGES**	**1**		**605.02**
INV 639543.1	27/11/2024	BEST OFFICE SYSTEMS	ADMIN PRINTING CHARGES - 20/10/2024 TO 20/11/2024, BLACK - 3606, COLOUR - 2589, BUSH FIRE BRIGADE PRINTING CHARGES - 20/10/2024 TO 20/11/2024, BLACK - 521, COLOUR - 1278		605.02	
EFT11816	**16/12/2024**	**OFFICEWORKS LTD**	**ASSORTED STATIONERY ITEMS**	**1**		**186.48**
INV 617607682	18/11/2024	OFFICEWORKS LTD	50 PACK BALLPOINT PENS, 10 PACKS OF BALLPOINT PENS, 1 X PENCIL CASE, SCOTCH TAPE, LARGE TAPE DISPENSER, MASKING TAPE, BEVERAGE WHITENER, AA BATTERIES, DELIVERY		186.48	
EFT11817	**16/12/2024**	**MCINTOSH & SON WA**	**PART FOR PLANT**	**1**		**754.08**
INV 1981701	26/11/2024	MCINTOSH & SON WA	1 X SLIDER GLASS - CASE SKID STEER PL9		754.08	
EFT11818	**16/12/2024**	**BROOKTON PLUMBING**	**PLUMBING SERVICES**	**1**		**550.00**
INV 7509	29/11/2024	BROOKTON PLUMBING	ANNNUAL BACKFLOW DEVICE TESTING - PRACC		550.00	
EFT11819	**16/12/2024**	**SUPAGAS PTY LTD**	**ANNUAL EQUIPMENT SERVICE CHARGE**	**1**		**550.00**
INV 4617262	05/11/2024	SUPAGAS PTY LTD	2.5KL - P2 - 1113 2.50KL BULK TANK - EQUIPMENT SERVICE CHARGE YR		550.00	
EFT11820	**16/12/2024**	**PINGELLY GP UNITY TRUST**	**MEDICAL SERVICE CHARGES**	**1**		**29,771.48**
INV 82172	25/11/2024	PINGELLY GP UNITY TRUST	OCTOBER TO DECEMBER 2024		29,771.48	
EFT11821	**16/12/2024**	**AMPAC DEBT RECOVERY PTY LTD**	**DEBT COLLECTION**	**1**		**200.75**
INV 113751	30/11/2024	AMPAC DEBT RECOVERY PTY LTD	NOVEMBER 2024		200.75	

EFT11822	**16/12/2024**	**COATES HIRE OPERATIONS PTY LTD**	**HIRE OF TRAFFIC LIGHTS**	**1**		**2,255.69**
INV 23704913	25/11/2024	COATES HIRE OPERATIONS PTY LTD	TRAFFIC LIGHTS (SOLAR) - GREENER CHOICE - [V42995/V42996] - 25/10/2024 TO 25/11/2024		2,255.69	
EFT11823	**16/12/2024**	**WA CONTRACT RANGER SERVICES**	**RANGER SERVICES**	**1**		**693.00**
INV 5969	30/11/2024	WA CONTRACT RANGER SERVICES	RANGER SERVICES - 20/11/2024 3 HOURS, 27/11/2024 3 HOURS, RANGER SERVICES FN 08/12/2024 RANGER SERVICES, RANGER SERVICES FN 08/12/2024 RANGER SERVICES		693.00	
EFT11824	**16/12/2024**	**NARROGIN TOWING (CUBY WINDSCREENS)**	**PARTS FOR PLANT INCLUDING INSTALLATION**	**1**		**613.80**
INV 2300662	05/11/2024	NARROGIN TOWING (CUBY WINDSCREENS)	FIT AND SUPPLY WINDOWS - SKID STEER LOADER PL9		613.80	
EFT11825	**16/12/2024**	**NUTRIEN AG SOLUTIONS**	**VARIOUS PARTS AND CONSUMABLES**	**1**		**1,162.59**
INV 911744750	06/11/2024	NUTRIEN AG SOLUTIONS	BEAV RATCHET H/D 50MM X 9M 2500KG X 10 - DROP DECK TRAILER PT24		275.00	
INV 911758442	08/11/2024	NUTRIEN AG SOLUTIONS	REDO COPPER SULPHATE 25KG - EFFLUENT POND, YARA CALCINIT CALCIUM NITRATE 25KG - EFFLUENT POND		183.15	
INV 911758673	08/11/2024	NUTRIEN AG SOLUTIONS	CABLE TIES - CHRISTMAS VILLAGE		163.90	
INV 911758674	08/11/2024	NUTRIEN AG SOLUTIONS	CABLE TIES, RING FASTENERS, NETTING CLIPS & PLIERS - CHRISTMAS VILLAGE		117.15	
INV 911758675	08/11/2024	NUTRIEN AG SOLUTIONS	BAIN WINCH, D SHACKLE & TIE WIRE - CHRISTMAS VILLAGE		67.54	
INV 911774562	12/11/2024	NUTRIEN AG SOLUTIONS	CABLE TIES - CHRISTMAS VILLAGE		90.75	
INV 911774563	12/11/2024	NUTRIEN AG SOLUTIONS	SAFETY BOOTS - STAFF PPE		176.00	
INV 911819452	21/11/2024	NUTRIEN AG SOLUTIONS	TIE WIRE - CHRISTMAS VILLAGE		33.00	
INV 911855901	28/11/2024	NUTRIEN AG SOLUTIONS	2 X CAMLOCK FITTINGS - WICKEPIN PINGELLY ROAD		56.10	
EFT11826	**16/12/2024**	**RF & PL O'BRIEN**	**PURCHASE OF GRAVEL INCLUDING LABOUR**	**1**		**25,090.00**
INV 3	21/11/2024	RF & PL O'BRIEN	PUSHING UP 8500M3 GRAVEL - NAPPING POOL ROAD		16,405.00	
INV 7	21/11/2024	RF & PL O'BRIEN	PUSH UP 1500 CUBIC METRES GRAVEL O'BRIENS PIT - AVIATION STREET, PUSH UP 3000 CUBIC METRES GRAVEL O'BRIENS PIT - WICKEPIN PINGELLY ROAD		8,685.00	
EFT11827	**16/12/2024**	**FUEL DISTRIBUTORS OF WA PTY LTD**	**BULK DIESEL CHARGES**	**1**		**16,582.10**
INV 53104559	22/11/2024	FUEL DISTRIBUTORS OF WA PTY LTD	10000L DIESEL DELIVERED TO DEPOT		16,582.10	
EFT11828	**16/12/2024**	**ABCO PRODUCTS PTY LTD**	**ASSORTED CLEANING SUPPLIES**	**1**		**1,242.30**
INV 986622	13/11/2024	ABCO PRODUCTS PTY LTD	CLEANING PRODUCTS - SHIRE DEPOT, DEPOT WORKSHOP, TOWN HALL, PIONEER PARK, CARAVAN PARK, ADMIN BUILDING		1,242.30	
EFT11829	**16/12/2024**	**C&B SOUTHERN RUN TRANSPORT**	**FREIGHT CHARGES**	**1**		**44.69**
INV 19164	13/11/2024	C&B SOUTHERN RUN TRANSPORT	FREIGHT FOR 205 OF OIL PRICE IS ESTIMATED		44.69	
EFT11830	**16/12/2024**	**MATILDA AUTO PARTS**	**PARTS FOR PLANT**	**1**		**112.20**

INV 278633	13/11/2024	MATILDA AUTO PARTS	SET OF FILTERS FOR DMAX SERVICE, SET OF FILTERS - ISUZU D-MAX PC24		68.20	
INV 278954	25/11/2024	MATILDA AUTO PARTS	FILTERS FOR SERVICE - HOLDEN COLORADO PDTS01		44.00	
EFT11831	**16/12/2024**	**MCPEST PEST CONTROL**	**PEST CONTROL SERVICES**	**1**		**990.00**
INV 02138	28/11/2024	MCPEST PEST CONTROL	VARIOUS SHIRE PROPERTIES		990.00	
EFT11832	**16/12/2024**	**PINGELLY TYRE SERVICE**	**PARTS FOR PLANT**	**1**		**6,671.43**
INV 11788	19/11/2024	PINGELLY TYRE SERVICE	PTS - 861268 700R16 MICHELIN AGILIS - JOHN DEERE TRACTOR PTC4		682.00	
INV 11791	20/11/2024	PINGELLY TYRE SERVICE	PTS - HA29580225307 295/80R22.5 18PR TL ATT307 HAULMAX DRIVE - MITSUBISHI TIP TRUCK PT16		3,366.00	
INV 11874	25/11/2024	PINGELLY TYRE SERVICE	11R22.5 VORTEX VA-08 & VALVE - HAULMARK TIPPER PT23		2,055.90	
INV 11837	28/11/2024	PINGELLY TYRE SERVICE	06 RYCO DIEHARD T2D FRAS AR, 350BAR/5100PSI MAX WP - KOMATSU GRADER PG8, 0611 ORFS FEMALE 90 BEND - KOMATSU GRADER PG8		171.53	
INV 11887	03/12/2024	PINGELLY TYRE SERVICE	2X TYRE REPAIRS - KOMATSU GRADER PG8		396.00	
EFT11833	**16/12/2024**	**JACKIE MCBURNEY**	**REIMBURSEMENT**	**1**		**70.80**
INV 04122024	04/12/2024	JACKIE MCBURNEY	SPRAY PAINT PURCHASED - CHRISTMAS VILLAGE		70.80	
EFT11834	**16/12/2024**	**DELTA AGRIBUSINESS WA PTY LTD T/A BROOKTON RURAL TRADERS**	**VARIOUS CONSUMABLES**	**1**		**210.75**
INV DI25035420	20/11/2024	DELTA AGRIBUSINESS WA PTY LTD T/A BROOKTON RURAL TRADERS	PVC PIPE JOINER & CEMENT - RECREATION GROUNDS, DRIPPERS - CARAVAN PARK		179.25	
INV DI25035606	26/11/2024	DELTA AGRIBUSINESS WA PTY LTD T/A BROOKTON RURAL TRADERS	METALLIC GOLD SPRAY PAINT - CHRISTMAS VILLAGE		31.50	
EFT11835	**16/12/2024**	**PINGELLY IGA EXPRESS**	**CONSUMABLES**	**1**		**15.15**
INV 03/8044	01/12/2024	PINGELLY IGA EXPRESS	3X PACKS OF WOODEN FORKS - BUSH FIRE BRIGADES		6.15	
INV 03/0775	09/12/2024	PINGELLY IGA EXPRESS	2X BAGS OF ICE - BUSH FIRE BRIGADES		9.00	
EFT11836	**16/12/2024**	**TOLL TRANSPORT PTY LTD**	**VARIOUS FREIGHT CHARGES**	**1**		**818.53**
INV 0545	20/10/2024	TOLL TRANSPORT PTY LTD	01/10/2024 FROM HERSEY'S SAFETY, 16/10/2024 FROM WESTRAC		66.89	
INV 0547	17/11/2024	TOLL TRANSPORT PTY LTD	06/11/2024 TO WATER EXAMINERS, 06/11/2024 FROM HERSEY'S SAFETY		167.07	
INV 0548	24/11/2024	TOLL TRANSPORT PTY LTD	20/11/2024 FROM INTERFIRE		440.35	
INV 0549	01/12/2024	TOLL TRANSPORT PTY LTD	25/11/2024 FROM HERSEY'S, 26/11/2024 FROM INTERFIRE		144.22	
EFT11837	**16/12/2024**	**JH COMPUTER SERVICES PTY LTD**	**IT CONTRACT CHARGES**	**1**		**6,425.10**

INV 004569-D01	29/11/2024	JH COMPUTER SERVICES PTY LTD	DECEMBER 2024		6,425.10	
EFT11838	**16/12/2024**	**DEPARTMENT OF MINES, INDUSTRY REGULATION AND SAFETY**	**BSL COLLECTIONS**	**1**		**191.48**
INV BSLNOV2024	30/11/2024	DEPARTMENT OF MINES, INDUSTRY REGULATION AND SAFETY	NOVEMBER 2024		191.48	
EFT11839	**16/12/2024**	**PINGELLY SOMERSET ALLIANCE INC**	**WATER USAGE CHARGES**	**1**		**493.80**
INV 2415	13/11/2024	PINGELLY SOMERSET ALLIANCE INC	SENSORY GARDEN WATER USAGE CHARGES - 13/09/2024 TO 07/11/2024		493.80	
EFT11840	**16/12/2024**	**OFFICE OF THE AUDITOR GENERAL**	**AUDIT**	**1**		**39,380.00**
INV 1418	28/11/2024	OFFICE OF THE AUDITOR GENERAL	YEAR ENDED 30/06/2024		39,380.00	
EFT11841	**16/12/2024**	**AUTOPRO NORTHAM**	**PART FOR PLANT**	**1**		**428.08**
INV 1179830	18/11/2024	AUTOPRO NORTHAM	1 X ORCON BOTTLE JACK 8000KG - MITSUBISHI FUSO PT13		64.14	
INV 1180059	19/11/2024	AUTOPRO NORTHAM	1 X TX3100VP GME TWO WAY RADIO - MITSUBISHI FUSO PT13		297.24	
INV 1182209	28/11/2024	AUTOPRO NORTHAM	PRESSURE SWITCH INCLUDING FREIGHT - ISUZU PSES4		66.70	
EFT11842	**16/12/2024**	**MARTINS TRAILER PARTS**	**PART FOR SMALL PLANT**	**1**		**129.61**
INV 1477633	26/11/2024	MARTINS TRAILER PARTS	1 X AO802C JOCKEY WHEEL - BFB VEHICLE		129.61	
EFT11843	**16/12/2024**	**INTERFIRE AGENCIES**	**VARIOUS PPE**	**1**		**4,953.64**
INV 20942	20/11/2024	INTERFIRE AGENCIES	SGACLSFM-20 SEAGUARD CLASS A FOAM CONCENTRATE BFFF 0.1% TO 1.0% USDA APPROVED 20LT		3,681.57	
INV 21013	26/11/2024	INTERFIRE AGENCIES	POK.15562 POK DIVIDING BREECHING, FLYWHEEL VALVE, INSTAT MALE 2 1/2 INCH FEMALE 2 1/2 INCH, FH64X10 BI L/A LAYFLAT FIRE HOSE, CLASS H, 64MM X 10M C/W BIC, L/A, RED, FH64X5 BI L/A LAYFLAT FIRE HOSE, CLASS H, 64MM X 5MTR C/W BIC, L/A, RED		1,272.07	
EFT11844	**16/12/2024**	**WANDERING HVAC**	**ELECTRICAL SERVICES**	**1**		**2,093.33**
INV 04222	02/12/2024	WANDERING HVAC	REPLACE OUT OF SERVICE AIR CONDITIONER CONTROL PANEL - 7B WEBB STREET		1,708.03	
INV 4228	06/12/2024	WANDERING HVAC	REPLACE LIGHT IN KITCHEN & OUTDOOR SENSOR LIGHT - 4 SHIRE STREET		385.30	
EFT11845	**16/12/2024**	**BROOK & MARSH PTY LTD**	**SURVEY OF ROAD**	**1**		**1,980.00**
INV 30011104	26/11/2024	BROOK & MARSH PTY LTD	BALFOUR STREET CC131		1,980.00	
EFT11846	**16/12/2024**	**MASSHAUL TRANSPORT**	**HIRE OF PLANT**	**1**		**12,848.00**
INV 0177	24/11/2024	MASSHAUL TRANSPORT	HIRE OF SEMI SIDE TIPPER - DOCKET 1551-1559, WICKEPIN PINGELLY ROAD		12,848.00	
EFT11847	**16/12/2024**	**LANDGATE**	**GROSS RENTAL VALUATIONS**	**1**		**50.31**
INV 398951	25/11/2024	LANDGATE	GROSS RENTAL VALUATIONS CHARGEABLE, SCHEDULE NO: G2024/06, DATED: 28/09/2024 TO 08/11/2024		50.31	

EFT11848	**20/12/2024**	**CWA PUMPHREYS BRIDGE**	**CATERING SERVICES**	**1**		**494.00**
INV 80	20/11/2024	CWA PUMPHREYS BRIDGE	NOVEMBER COUNCIL MEETING		494.00	
EFT11849	**20/12/2024**	**TELSTRA**	**TELSTRA MOBILE CHARGES INCLUDING NEW DEVICE - 11/11/2024 TO 10/12/2024**	**1**		**466.77**
INV 9900000070449	12/12/2024	TELSTRA	WORKS DEPARTMENT CHARGES - NEW DEVICE, ADMIN DEPARTMENT CHARGES, INTERNATIONAL CALLS		466.77	
EFT11850	**20/12/2024**	**UNITED FASTENERS WA P/L**	**PART FOR MINOR TOOLS**	**1**		**40.92**
INV 704250	03/12/2024	UNITED FASTENERS WA P/L	4 X CHAIN JOINERS - CHAINSAWS		40.92	
EFT11851	**20/12/2024**	**CARDILE INTERNATIONAL FIREWORKS PTY LTD**	**FIREWORKS DISPLAY**	**1**		**8,841.00**
INV 3228	09/12/2024	CARDILE INTERNATIONAL FIREWORKS PTY LTD	PARTY ON THE OVAL 2024		8,841.00	
EFT11852	**20/12/2024**	**BUNNINGS BUILDING SUPPLIES**	**VARIOUS ITEMS FOR MINOR TOOLS**	**1**		**122.63**
INV 2182/00499023	02/12/2024	BUNNINGS BUILDING SUPPLIES	ALUMINIUM MOULDING CHANNEL - PRACC, SAMPLE POT PAINT - ADMIN BUILDING		39.75	
INV 2182/00244600	08/12/2024	BUNNINGS BUILDING SUPPLIES	HOSES FOR PRESSURE CLEANER - PRACC DECK		82.88	
EFT11853	**20/12/2024**	**AUSTRALIA POST**	**GENERAL POSTAGE**	**1**		**180.19**
INV 1013671845	03/12/2024	AUSTRALIA POST	NOVEMBER 2024		180.19	
EFT11854	**20/12/2024**	**PINGELLY QUALITY MEATS**	**SUPPLIES FOR PARTY ON THE OVAL**	**1**		**918.00**
INV 20	09/12/2024	PINGELLY QUALITY MEATS	BEEF SAUSAGES, CHICKEN SAUSAGES - PARTY ON THE OVAL		918.00	
EFT11855	**20/12/2024**	**SIGMA TELFORD GROUP**	**CHEMICALS**	**1**		**332.20**
INV 187089/01	05/12/2024	SIGMA TELFORD GROUP	10 X SODIUM HYPOCHLORITE 20L - EFFLUENT POND		332.20	
EFT11856	**20/12/2024**	**AMD CHARTERED ACCOUNTANTS**	**AUDIT COSTS**	**1**		**4,488.00**
INV 10984	30/11/2024	AMD CHARTERED ACCOUNTANTS	ROADS TO RECOVERY ACQUITTAL 2023/2024		2,178.00	
INV 11020	30/11/2024	AMD CHARTERED ACCOUNTANTS	LRCI 3 & 4 AQUITTAL 2024		2,310.00	
EFT11857	**20/12/2024**	**JMAC ENGINEERING PTY LTD**	**CONSUMABLES FOR EVENT**	**1**		**1,332.80**
INV 5315	08/12/2024	JMAC ENGINEERING PTY LTD	SHS GAL 40X40X3MM 9M - CHRISTMAS VILLAGE, SHS GAL 50X50X3MM 8M - CHRISTMAS VILLAGE, FABRICATION & WORKSHOP CONSUMABLES - CHRISTMAS VILLAGE		746.74	
INV 5307	08/12/2024	JMAC ENGINEERING PTY LTD	F/BAR MS 150X12MM 2.2M - CHRISTMAS VILLAGE, PIPE BLACK 65NB MED 6.5M - CHRISTMAS VILLAGE, FABRICATION & CONSUMABLES - CHRISTMAS VILLAGE		586.06	
EFT11858	**20/12/2024**	**WA CONTRACT RANGER SERVICES**	**RANGER SERVICES**	**1**		**779.63**
INV 6000	15/12/2024	WA CONTRACT RANGER SERVICES	RANGER SERVICES - 03/12/2024 3 HOURS, 11/12/2024 3.75 HOURS, RANGER SERVICES FN 08/12/2024 RANGER SERVICES		779.63	

EFT11859	**20/12/2024**	**MIDALIA STEEL (INFRABUILD)**	**CONSUMABLES FOR JOB**	**1**		**494.47**
INV 67409911	09/12/2024	MIDALIA STEEL (INFRABUILD)	40NB MED GAL PIPE PE (48.3X3.2) AS1074 / BS1387 6.500M X 4.0 LENGTHS AND DELIVERY - ADMIN BUILDING,		494.47	
EFT11860	**20/12/2024**	**PINGELLY BOWLING CLUB INC.**	**AUSTRALIA DAY SPONSORSHIP**	**1**		**440.00**
INV 47	05/12/2024	PINGELLY BOWLING CLUB INC.	AUSTRALIA DAY BOWLS 26/01/2025		440.00	
EFT11861	**20/12/2024**	**BOB WADDELL & ASSOCIATES PTY LTD**	**FINANCIAL SERVICES**	**1**		**660.00**
INV 4300	09/12/2024	BOB WADDELL & ASSOCIATES PTY LTD	NOVEMBER MONTHLY STATEMENTS		660.00	
EFT11862	**20/12/2024**	**BY PROGRESS PTY LTD T/A MONSTERBALL AMUSEMENTS**	**INFLATABLES HIRE**	**1**		**1,395.00**
INV 35750723	12/12/2024	BY PROGRESS PTY LTD T/A MONSTERBALL AMUSEMENTS	PARTY ON THE OVAL		1,395.00	
EFT11863	**20/12/2024**	**PINGELLY RECREATION & CULTURAL CENTRE ASSOCIATION**	**CATERING SERVICES - SENIORS LUNCH**	**1**		**700.00**
INV 2488	15/11/2024	PINGELLY RECREATION & CULTURAL CENTRE ASSOCIATION	SENIORS WEEK LUNCH/DESSERT COST GAP (CHARGED $15 BY PRACC - $25 PER MEAL, SETUP / PACK DOWN		700.00	
EFT11864	**20/12/2024**	**PINGELLY IGA EXPRESS**	**SUPPLIES FOR BUSH FIRE BRIGADE**	**1**		**24.70**
INV 03/2145	12/12/2024	PINGELLY IGA EXPRESS	SISTEMA KLIP & CRACKR - BUSH FIRE BRIGADE SUPPLIES		15.70	
INV 03/2193	12/12/2024	PINGELLY IGA EXPRESS	BAGS OF ICE - BUSH FIRE BRIGADE SUPPLIES		9.00	
EFT11865	**20/12/2024**	**AUTOPRO NORTHAM**	**PLANT CONSUMABLES**	**1**		**20.09**
INV 1184348	09/12/2024	AUTOPRO NORTHAM	1 X GT1061 240V SOLDERING IRON		20.09	
EFT11866	**20/12/2024**	**LYDIA ASSUMPTION HIGHFIELD**	**CONSULTANCY SERVICES**	**1**		**5,267.75**
INV LHC043	10/12/2024	LYDIA ASSUMPTION HIGHFIELD	CEO ANNUAL REVIEW 2024		5,267.75	
EFT11867	**20/12/2024**	**VANGUARD PUBLISHING**	**ADVERTISING SERVICES**	**1**		**2,024.00**
INV 6152	06/12/2024	VANGUARD PUBLISHING	2025 AUSTRALIA'S GOLDEN OUTBACK HOLIDAY PLANNER		2,024.00	
EFT11868	**20/12/2024**	**6 SEASONS CAFE**	**CATERING SERVICES**	**1**		**90.00**
INV 1041	10/12/2024	6 SEASONS CAFE	ASSORTED SANDWICHES - COMMITTEE MEETINGS		90.00	
EFT11869	**20/12/2024**	**EPIC FIRE SOLUTIONS TRADING AS MCG FIRE SERVICES**	**SERVICE OF FIRE EXTINGUISHERS**	**1**		**1,297.46**
INV 4276	04/12/2024	EPIC FIRE SOLUTIONS TRADING AS MCG FIRE SERVICES	VARIOUS SHIRE PROPERTIES		1,297.46	

EFT11870	**20/12/2024**	**MGI CONSTRUCTIONS PTY LTD**	**MILESTONE 2 - EAST PINGELLY BUSH FIRE SHED**	**1**		**254,877.70**
INV 1453	28/11/2024	MGI CONSTRUCTIONS PTY LTD	EAST PINGELLY BFB PROJECT		254,877.70	
EFT11871	**20/12/2024**	**WANDERING HVAC**	**VARIOUS ELECTRICAL SERVICES**	**1**		**6,322.49**
INV 04230	09/12/2024	WANDERING HVAC	INSTALL NEW TV AND RELOCATE EXISTING ONE - SHIRE CHAMBERS		1,996.19	
INV 04234	11/12/2024	WANDERING HVAC	ADVERT TV TRIPPING POWER - MEMORIAL PAR		400.40	
INV 04237	12/12/2024	WANDERING HVAC	SUPPLY AND INSTALL REPLACEMENT LIGHT FITTINGS REMOVE AIR CONDITIONER CASSETTE WHILE CEILING REPLACED THEN REINSTALL, INSURANCE EXCESS		3,925.90	
EFT11872	**20/12/2024**	**THE WANDER COLLECTIVE PTY LTD**	**PROJECT ADMINISTRATION & COMMUNICATIONS**	**1**		**8,531.20**
INV 82	14/11/2024	THE WANDER COLLECTIVE PTY LTD	DOCUMENT PREPERATION FOR 3 INVESTMENT PROSPECTUSES, QUOTE #1016 - PROJECT ADMINISTRATION AND COMMUNICATIONS		8,531.20	
EFT11873	**20/12/2024**	**THE EXCHANGE HOTEL PINGELLY**	**ACCOMMODATION FOR EVENT STAFF**	**1**		**95.00**
INV 76-1	09/12/2024	THE EXCHANGE HOTEL PINGELLY	OVERNIGHT ACCOMODATION FOR MONSTERALL STAFF - PARTY ON THE OVAL - 1 X TWIN ROOM		95.00	
EFT11874	**20/12/2024**	**XAV GROUP PTY LTD T/A CONTRACT AQUATIC**	**POOL MANAGEMENT FEE**	**1**		**19,800.00**
INV 0024	15/12/2024	XAV GROUP PTY LTD T/A CONTRACT AQUATIC	JANUARY 2025		19,800.00	
EFT11875	**20/12/2024**	**CIVIL PRODUCTS WA**	**MATERIALS FOR JOB**	**1**		**1,023.00**
INV 3508	05/12/2024	CIVIL PRODUCTS WA	SIG-MR-HM-1 MR-HM-1 HAZARD MARKER 2400X400 - STRUTS - UV OVERLAY, CP-ROP3.2 ROUND POST 3.2M, CP-CAPSPPG CAP 60MM FOR PREGLAV SIGN POST, CP-BRARC60 BRACKET ARC 60MM		1,023.00	
EFT11876	**20/12/2024**	**PRINT MEDIA GROUP**	**PRINTING SERVICES**	**1**		**210.32**
INV 2034694	06/12/2024	PRINT MEDIA GROUP	4 X DFSZZLAB0041- LAB VEHICLE IDENTIFIER STICKER 2024-2026, 1X PICK LINE FEE, 1X DELIVERY FEE, BUSH FIRE BRIGADES		210.32	
EFT11877	**20/12/2024**	**JAX MUSIC**	**LIVE MUSIC SETS**	**1**		**900.00**
INV 38	16/11/2024	JAX MUSIC	SENIORS LUNCH		500.00	
INV 39	18/12/2024	JAX MUSIC	PARTY ON THE OVAL 2024		400.00	
EFT11878	**20/12/2024**	**PINGELLY COMMUNITY CRAFT CENTRE**	**CARAVAN PARK TAKINGS COMMISSION**	**1**		**1,206.69**
INV 154	12/12/2024	PINGELLY COMMUNITY CRAFT CENTRE	NOVEMBER 2024		1,206.69	
TOTAL EFT						**517,127.48**

CHEQUE NUMBER	**DATE**	**CREDITOR**	**INVOICE DESCRIPTION**	**BANK CODE**	**INVOICE AMOUNT**	**TOTAL**
24997	**05/12/2024**	**WATER CORPORATION**	**WATER ACCOUNT CHARGES**	**1**		**13,045.99**

INV WAT - SEP 24 TO NOV 24	07/11/2024	WATER CORPORATION	VARIOUS SHIRE PROPERTIES - SEPTEMBER 2024 TO NOVEMBER 2024		11,470.13	
INV WAT - SEP 24 TO NOV 24	07/11/2024	WATER CORPORATION	VARIOUS SHIRE PROPERTIES - SEPTEMBER 2024 TO NOVEMBER 2024		1,575.86	
24998	**05/12/2024**	**SYNERGY**	**SYNERGY ACCOUNT CHARGES**	**1**		**12,248.61**
INV SYN - SEP TO NOV 24	21/11/2024	SYNERGY	VARIOUS SHIRE PROPERTIES - SEPTEMBER 2024 TO NOVEMBER 2024		10,971.31	
INV SYN - SEP TO NOV 24	21/11/2024	SYNERGY	VARIOUS SHIRE PROPERTIES - SEPTEMBER 2024 TO NOVEMBER 2024		1,277.30	
24999	**05/12/2024**	**OFFICE OF STATE REVENUE**	**REFUND**	**1**		**801.50**
INV 22112024.1	22/11/2024	OFFICE OF STATE REVENUE	REFUND OF REBATE DUE TO CLIENT BEING DECEASED AT 01/07/2024		801.50	
25000	**16/12/2024**	**SYNERGY**	**SHIRE STREETLIGHT CHARGES**	**1**		**3,376.28**
INV 2098200748	02/12/2024	SYNERGY	25/10/2024 TO 24/11/2024, 198 LIGHTS		3,376.28	
TOTAL CHEQUE						**29,472.38**

PAYROLL	DATE	CREDITOR	INVOICE DESCRIPTION	BANK CODE	INVOICE AMOUNT	TOTAL
EFT11804	**05/12/2024**	**LOCAL GOVERNMENT, RACING AND CEMETERIES EMPLOYEES UNION (WA) LGRCEU**	**PAYROLL DEDUCTIONS**	**1**		**110.00**
EFT11805	**05/12/2024**	**AUSTRALIAN SERVICES UNION OF WA**	**PAYROLL DEDUCTIONS**	**1**		**26.50**
DD14221.1	**03/12/2024**	**AWARE SUPER**	**PAYROLL DEDUCTIONS**	**1**		**8,184.26**
DD14221.2	**03/12/2024**	**HESTA SUPERANNUATION**	**SUPERANNUATION CONTRIBUTIONS**	**1**		**282.94**
DD14221.3	**03/12/2024**	**COLONIAL FIRSTSTATE FIRSTCHOICE PERSONAL SUPER**	**SUPERANNUATION CONTRIBUTIONS**	**1**		**661.31**
DD14221.4	**03/12/2024**	**AUSTRALIAN RETIREMENT TRUST**	**SUPERANNUATION CONTRIBUTIONS**	**1**		**836.20**
DD14221.5	**03/12/2024**	**MLC**	**SUPERANNUATION CONTRIBUTIONS**	**1**		**540.72**
DD14221.6	**03/12/2024**	**AUSTRALIAN SUPER**	**SUPERANNUATION CONTRIBUTIONS**	**1**		**460.90**
DD14221.7	**03/12/2024**	**PRIME SUPER**	**SUPERANNUATION CONTRIBUTIONS**	**1**		**317.30**
DD14221.8	**03/12/2024**	**HOSTPLUS**	**SUPERANNUATION CONTRIBUTIONS**	**1**		**413.10**

DD14221.9	03/12/2024	AMP SUPER FUND	SUPERANNUATION CONTRIBUTIONS	1		294.26
DD14245.1	17/12/2024	AWARE SUPER	PAYROLL DEDUCTIONS	1		9,706.13
DD14245.2	17/12/2024	HESTA SUPERANNUATION	SUPERANNUATION CONTRIBUTIONS	1		282.94
DD14245.3	17/12/2024	COLONIAL FIRSTSTATE FIRSTCHOICE PERSONAL SUPER	SUPERANNUATION CONTRIBUTIONS	1		661.31
DD14245.4	17/12/2024	AUSTRALIAN RETIREMENT TRUST	SUPERANNUATION CONTRIBUTIONS	1		840.64
DD14245.5	17/12/2024	MLC	SUPERANNUATION CONTRIBUTIONS	1		540.72
DD14245.6	17/12/2024	AUSTRALIAN SUPER	SUPERANNUATION CONTRIBUTIONS	1		460.90
DD14245.7	17/12/2024	PRIME SUPER	SUPERANNUATION CONTRIBUTIONS	1		298.33
DD14245.8	17/12/2024	HOSTPLUS	SUPERANNUATION CONTRIBUTIONS	1		413.10
DD14245.9	17/12/2024	AMP SUPER FUND	SUPERANNUATION CONTRIBUTIONS	1		300.02
DD14249.1	31/12/2024	AWARE SUPER	PAYROLL DEDUCTIONS	1		8,454.40
DD14249.2	31/12/2024	HESTA SUPERANNUATION	SUPERANNUATION CONTRIBUTIONS	1		282.94
DD14249.3	31/12/2024	COLONIAL FIRSTSTATE FIRSTCHOICE PERSONAL SUPER	SUPERANNUATION CONTRIBUTIONS	1		682.11
DD14249.4	31/12/2024	AUSTRALIAN RETIREMENT TRUST	SUPERANNUATION CONTRIBUTIONS	1		811.66
DD14249.5	31/12/2024	MLC	SUPERANNUATION CONTRIBUTIONS	1		540.72
DD14249.6	31/12/2024	AUSTRALIAN SUPER	SUPERANNUATION CONTRIBUTIONS	1		473.33
DD14249.7	31/12/2024	PRIME SUPER	SUPERANNUATION CONTRIBUTIONS	1		305.78
DD14249.8	31/12/2024	HOSTPLUS	SUPERANNUATION CONTRIBUTIONS	1		428.80
DD14249.9	31/12/2024	AMP SUPER FUND	SUPERANNUATION CONTRIBUTIONS	1		305.78
DD14221.10	03/12/2024	MERCER	SUPERANNUATION CONTRIBUTIONS	1		294.26
DD14245.10	17/12/2024	MERCER	SUPERANNUATION CONTRIBUTIONS	1		294.26
DD14249.10	31/12/2024	MERCER	SUPERANNUATION CONTRIBUTIONS	1		305.78
TOTAL PAYROLL						38,811.40

DIRECT DEBIT	DATE	CREDITOR	INVOICE DESCRIPTION	BANK CODE	INVOICE AMOUNT	TOTAL

DD14234.1	**14/12/2024**	**BENDIGO BANK CREDIT CARDS**	**EMW CREDIT CARD RECONCILIATION - NOVEMBER 2024**	**1**		**1,356.00**
INV 30112024	30/11/2024	BENDIGO BANK CREDIT CARDS	04/11/2024 TOOLMART - LIMESTONE BLOCK CARRIER, MINOR TOOLS $59.50, 10/11/2024 BIG W - DECORATIONS, CHRISTMAS VILLAGE $137.00, 10/11/2024 KMART - DECORATIONS, CHRISTMAS VILLAGE $210.00, 10/11/2025 KMART - DECORATIONS, CHRISTMAS VILLAGE $200.00, 10/11/2024 MERCURE PERTH - ACCOMODATION, PLANNING CONFERENCE $259.58, 11/11/2024 XMASTREE - MATERIALS, CHRISTMAS VILLAGE $378.00, 18/11/2024 GADGET GEEKS - PHONE PROTECTOR $25.00, 27/11/2024 COUPLERS PTY LTD - COUPLER BENDS $82.92, 29/11/2024 BENDIGO BANK - CREDIT CARD FEE $4.00	1	1,356.00	
DD14236.1	**14/12/2024**	**BENDIGO BANK CREDIT CARDS**	**EMCS CREDIT CARD RECONCILIATION - NOVEMBER 2024**	**1**		**210.74**
INV 30112024	30/11/2024	BENDIGO BANK CREDIT CARDS	18/11/2024 FOXIT SOFTWARE - PDF SUITE PRO MONTHLY CHANGE, 16/11/2024 TO 16/12/2024 $42.80, 18/11/2024 INTERNATIONAL TRANSACTION - FEE $1.28, 21/11/2024 PETRO FUELS - DIESEL, EMCS VEHICLE $106.66, 24/11/2024 LORIS FUEL STATION - DIESEL, EMCS VEHICLE $56.00, 29/11/2024 BENDIGO BANK - CREDIT CARD FEE $4.00	1	210.74	
DD14240.1	**14/12/2024**	**BENDIGO BANK CREDIT CARDS**	**CEO CREDIT CARD RECONCILIATION - NOVEMBER 2024**	**1**		**6,560.06**
INV 30112024	30/11/2024	BENDIGO BANK CREDIT CARDS	01/11/2024 SYNERGY - POWER SUPPLY & CONSUMPTION, LOT 135 PASTURE STREET 17/07/2024 TO 13/09/2024 INCLUDING CREDIT CARD PAYMENT FEE $157.81, 05/11/2024 SP CHRISTMAS WORLD, STARS - CHRISTMAS VILLAGE $261.00, 05/11/2024 SP CHRISTMAS WORLD, STARS - CHRISTMAS VILLAGE $261.00, 07/11/2024 SHIRE OF PINGELLY - 12 MONTH VEHICLE REGISTRATION RENEWAL, TOYOTA COASTER PN359 $446.75, 07/11/2024 SHIRE OF PINGELLY - 12 MONTH VEHICLE REGISTRATION RENEWAL - RECORDING FEE $8.25, 07/11/2024 COLES - DECORATIONS, CHRISTMAS VILLAGE $138.27, 08/11/2024 PINGELLY POST OFFICE - STATIONERY EQUIPMENT, CHRISTMAS VILLAGE $138.27, 08/11/2024 KMART - DECORATIONS, CHRISTMAS VILLAGE $11.98, 15/11/2024 KMART - DECORATIONS, CHRISTMAS VILLAGE $161.00, 15/11/2024 PUMA - 66.13 LITRES OF DIESEL FOR CEO CAR $118.96, 17/11/2024 JARRAH HOSPITALITY - LUNCH FOLLOWING CONFERENCE $84.00, 17/11/2024 THE REJECT SHOP - DECORATIONS, CHRISTMAS VILLAGE $365.00, 20/11/2024 BIG W - ENTERTAINMENT ACTIVITY, AUSTRALIA DAY $79.95, 20/11/2024 BIG W - CONFECTIONARY, PARTY ON THE OVAL $201.20, 20/11/2024 KMART - ENTERTAINMENT & ACTIVITIES, AUSTRALIA DAY $195.50, 20/11/2024 COLES - CONSUMABLES, NOVEMBER COUNCIL MEETING $53.35, 20/11/2024 COLES - CONSUMABLES, NOVEMBER COUNCIL MEETING $22.04, 21/11/2024 PINGELLY IGA - CONSUMABLES, NOVEMBER COUNCIL MEETING $5.80, 21/11/2024 PINGELLY IGA - CONSUMABLES, NOVEMBER COUNCIL MEETING $14.84, 22/11/2024 THING A ME BOBS - DECORATIONS, CHRISTMAS VILLAGE $102.95, 23/11/2024 SP QUEST - AUSTRALIA DAY EVENT PRODUCT $601.53, 23/11/2024 THE REJECT SHOP - DECORATIONS, CHRISTMAS VIILLAGE $425.00, 23/11/2024 KMART - DECORATIONS, CHRISTMAS VILLAGE $398.00, 27/11/2024 BUNNINGS - DECORATIONS, CHRISTMAS VILLAGE $264.10, 27/11/2024 ROADSHOW FILMS - OUTSOOR MOVIE LICENCE, CHRISTMAS VILLAGE $725.72, 30/11/2024 THE HONOURABLE FLORIST - GET WELL SOON, COUNCILLOR GIFT $100.00, 30/11/2024 PINGELLY IGA EXPRESS - DOUBLE ADAPTORS, CHRISTMAS VILLAGE $10.50, 30/11/2024 SOUTHERN CROSS AUSTRALIA - ADVERTISING, CHRISTMAS VILLAGE $1191.56, 29/11/2024 BENDIGO BANK - CREDIT CARD FEE $4.00	1	6,560.06	
TOTAL DD						**8,126.80**

TRUST ACCOUNT	DATE	CREDITOR	INVOICE DESCRIPTION	BANK CODE	INVOICE AMOUNT	TOTAL

EFT11785	**02/12/2024**	**PINGELLY COMMUNITY GARDEN**	**BOND REFUND**	**7**		**100.00**
INV T317	29/11/2024	PINGELLY COMMUNITY GARDEN	COMMUNITY BUS HIRE BOND $100.00	7	100.00	
EFT11786	**02/12/2024**	**PINGELLY MO BROS**	**BOND REFUND**	**7**		**100.00**
INV T318	29/11/2024	PINGELLY MO BROS	COMMUNITY BUS HIRE BOND $100.00	7	100.00	
TOTAL DD						**200.00**
GRAND TOTAL						**593,738.06**

Shire of Pingelly **Dec-24**

Credit card transations for the current month

CEO

Date	Transaction	Description	Amount
4/12/2024	Vevor	Materials for Australia Day	$ 539.96
4/12/2024	Shire of Pingelly	2x Vehicle Transfers	$ 41.00
5/12/2024	Coles	Supplies for Party on the Oval	$ 92.00
5/12/2024	Coles	Supplies for Party on the Oval	$ 68.10
5/12/2024	Kmart	Credit - Tinsel for Christmas Village	-$ 398.00
6/12/2024	Kmart	Soft Play Equipment	$ 404.00
7/12/2024	Kmart	Credit - Soft Play Equipment	-$ 25.00
10/12/2024	Coles	Assorted Supplies for Various Shire Events	$ 120.25
10/12/2024	Dan Murphy's	Supplies for Council Kitchen	$ 238.90
11/12/2024	Pingelly IGA	Catering for Council & Committee Meetings	$ 39.77
12/12/2024	Spud Shed	Various Consumables	$ 53.57
13/12/2024	Pingelly IGA	Supplies for Party on the Oval	$ 336.00
13/12/2024	Pingelly Pharmacy	First Aid Supplies	$ 46.70
30/12/2024	Bendigo Bank	Credit Card Fee	$ 4.00
		Total December 2024	**$ 1,561.25**

EMW

Date	Transaction	Description	Amount
20/12/2024	Nourish Brookton	Hire of Carpet Cleaner	$ 81.00
30/12/2024	Bendigo Bank	Credit Card Fee	$ 4.00
		Total December 2024	**$ 85.00**

EMCS

Date	Transaction	Description	Amount
6/12/2024	SMS Broadcast	Top Up of Messaging System	$ 666.60
7/12/2024	Puma York	Diesel for EMCS Vehicle	$ 111.02
13/12/2024	Narrogin Depot	Diesel for EMCS Vehicle	$ 113.57
18/12/2024	Foxit Software	PDF Suite Pro Monthly Charge	$ 42.80
18/12/2024	International Transaction	Fee	$ 1.28
18/12/2024	Stumpy's Gateway	Diesel for EMCS Vehicle	$ 129.58
20/12/2024	SMS Broadcast	Top Up of Messaging System	$ 666.60
20/12/2024	The Honourable Florist	Get Well Gift	$ 80.00
28/12/2024	Petro Fuels	Diesel for EMCS Vehicle	$ 107.00
30/12/2024	Bendigo Bank	Credit Card Fee	$ 4.00
		Total December 2024	**$ 1,922.45**

Fuel Card Transactions for the current month

CEO	0PN	Litres	Amount
5/12/2024		49.56	$ 86.48
8/12/2024		71.13	$ 129.03
8/12/2024		-	$ 0.38
20/12/2024		51.43	$ 90.77
25/12/2024		56.96	$ 100.53
28/12/2024		60.71	$ 114.99

28/12/2024		-	$	0.38
		289.79	**$**	**522.56**
EMW	**PN01**			
1/12/2024		29.06	$	48.36
1/12/2024		-	$	0.38
7/12/2024		31.19	$	51.90
7/12/2024		-	$	0.38
16/12/2024		33.12	$	55.77
16/12/2024		-	$	0.38
		93.37	**$**	**157.17**
FIRE BRIGADE	**PN322**			
1/12/2024		58.86	$	102.71
29/12/2024		20.04	$	34.57
31/12/2024		84.05	$	148.35
		162.95	**$**	**285.63**
Small Plant	**P100**			
2/12/2024		75.39	$	130.05
17/12/2024		54.46	$	93.94
		129.85	**$**	**223.99**
INVOICE TOTAL			**$**	**1,189.35**

15.4. Accounts Paid by Authority – January 2025

File Reference:	**ADM0066**
Location:	**Not Applicable**
Applicant:	**Not Applicable**
Author:	**Finance Officer**
Disclosure of Interest:	**Nil**
Attachments:	**List of Accounts for January 2025**
Previous Reference:	**Nil**

Summary
Council is requested to receive the list of accounts paid by authority for the month of January 2025.

Background
In accordance with *Local Government (Financial Management) Regulations 1996 Clause 13* (1) schedules of all payments made through Council's bank accounts are presented to the Committee and to Council.

Comment
Unless otherwise identified, all payments have been made in accordance with Council's adopted 2024/2025 Budget.

Consultation
Nil

Statutory Environment
Regulation 12 of the *Local Government (Financial Management) Regulations* provides that:

(1) A payment may only be made from the municipal fund or the trust fund —
   (a) if the local government has delegated to the CEO the exercise of its power to make payments from those funds — by the CEO; or
   (b) otherwise, if the payment is authorised in advance by a resolution of the council.

(2) The council must not authorise a payment from those funds until a list prepared under regulation 13(2) containing details of the accounts to be paid has been presented to the council.

Regulation 13 of the *Local Government (Financial Management) Regulations* provides that:

(1) If the local government has delegated to the CEO the exercise of its power to make payments from the municipal fund or the trust fund, a list of accounts paid by the CEO is to be prepared each month showing for each account paid since the last such list was prepared —
   (a) the payee's name;
   (b) the amount of the payment;
   (c) the date of the payment; and
   (d) sufficient information to identify the transaction.

(2) A list of accounts for approval to be paid is to be prepared each month showing —
   (a) for each account which requires council authorisation in that month —
      (i) the payee's name;
      (ii) the amount of the payment; and
      (iii) sufficient information to identify the transaction; and
   (b) the date of the meeting of the Council to which the list is to be presented.

(3) A list prepared under sub regulation (1) or (2) is to be —
   (a) presented to the Council at the next ordinary meeting of the council after the list is prepared; and
   (b) recorded in the minutes of that meeting.

Policy Implications
There are no policy implications associated with this report.

Financial Implications
There are no known financial implications upon either the Council's current budget or long-term financial plan.

Strategic Implications
This is a statutory requirement.

Risk Implications

Risk:	Failure to present a detailed listing of payments in the prescribed form would result in non-compliance with the Local Government (Financial Management) Regulations 1996, which may result in a qualified audit.		
Consequence Theme:	Reputational / Compliance	**Impact:**	Minor
Consequence:	Low Impact, a small number of complaints. Some temporary non-compliance		
Likelihood Rating:	Unlikely	**Risk Matrix:**	Low (4)
Action Plan:	Risk is acceptable with adequate controls, managed by routine procedures and subject to annual monitoring.		

13535 Cr Bryan Hotham moved, Cr Karmvir Singh seconded

Voting Requirements:
Simple Majority

Recommendation and Council Decision:

That Council receive the Accounts for Payments for January 2025 as authorised under delegated authority and in accordance with the Local Government (Financial Management) Regulations 1996:

To January 2025:

Municipal Account	**$236,175.64**

Carried Unanimously 6 votes to 0

For:	President Jackie McBurney, Deputy Peter Wood, Cr Clinton Cheney, Cr Bryan Hotham, Cr Karmvir Singh and Cr Angela Tretheway
Against:	Nil

SHIRE OF PINGELLY

ACCOUNTS PAID PRESENTED FOR ENDORSEMENT JANUARY 2025

EFT NUMBER	DATE	CREDITOR	INVOICE DESCRIPTION	BANK CODE	INVOICE AMOUNT	TOTAL
EFT11879	**10/01/2025**	**CARY JOHN HATHAWAY**	**SURVEYING SERVICES**	**1**		**660.00**
INV 22	16/12/2024	CARY JOHN HATHAWAY	SURVEYING OF BALFOUR STREET		660.00	
EFT11880	**10/01/2025**	**PINGELLY TIMES**	**ADVERTISING SERVICES**	**1**		**1,900.00**
INV JAN2060	01/07/2024	PINGELLY TIMES	6 MONTHLY FEE - 25 EDITIONS - JULY 2024 TO DECEMBER 2024		1,900.00	
EFT11881	**10/01/2025**	**NARROGIN BEARING SERVICE**	**PART FOR PLANT**	**1**		**36.00**
INV 224082	13/12/2024	NARROGIN BEARING SERVICE	BELT - BOMAG ROLLER PMR6		36.00	
EFT11882	**10/01/2025**	**ARROW BRONZE**	**NICHE WALL PLAQUE**	**1**		**437.65**
INV 759518	16/12/2024	ARROW BRONZE	BRADBURY		437.65	
EFT11883	**10/01/2025**	**BUNNINGS BUILDING SUPPLIES**	**ASSORTED CONSUMABLES**	**1**		**254.50**
INV 2440/0026548	14/12/2024	BUNNINGS BUILDING SUPPLIES	KARCHER K2 PRESSURE CLEANER - PRACC, PINE, BRACKET, SCREWS CHAIN - TOWN HALL		233.03	
INV 2182/0040253	16/12/2024	BUNNINGS BUILDING SUPPLIES	CEILING HOOK, SNAP HOOK, CABLE TIES, PINNACLE, BOLTS & NUTS - TOWN HALL		21.47	
EFT11884	**10/01/2025**	**GREAT SOUTHERN FUEL SUPPLIES**	**FUEL CARD CHARGES - NOVEMBER 2024**	**1**		**1,477.06**
INV 30112024	30/11/2024	GREAT SOUTHERN FUEL SUPPLIES	0PN, PN761, P100, PN01, PN322		1,477.06	
EFT11885	**10/01/2025**	**BEST OFFICE SYSTEMS**	**PRINTING CHARGES**	**1**		**266.91**
INV 640586	20/12/2024	BEST OFFICE SYSTEMS	ADMIN PRINTING CHARGES - 20/11/2024 TO 20/12/2024, BLACK - 4633, COLOUR - 10225, BUSHFIRE VOLUNTEERS PRINTING CHARGES - 20/11/2024 TO 20/12/2024, MINIMUM CHARGES		266.91	
EFT11886	**10/01/2025**	**OFFICEWORKS LTD**	**STATIONERY ITEMS**	**1**		**108.71**
INV 618384166	17/12/2024	OFFICEWORKS LTD	ASSORTED STATIONERY ITEMS		108.71	
EFT11887	**10/01/2025**	**RAC**	**BUSINESS WISE ASSIST**	**1**		**118.00**
INV PHH20243518	07/01/2025	RAC	ROADSIDE ASSISTANCE - 01/02/2025 TO 31/01/2026 - TOYOTA COASTER BUS		118.00	
EFT11888	**10/01/2025**	**SYNERGY**	**SHIRE STREETLIGHT CHARGES**	**1**		**3,371.30**
INV 2038314473	02/01/2025	SYNERGY	24/11/2024 TO 24/12/2024, 198 LIGHTS		3,371.30	

EFT11889	**10/01/2025**	**BROOKTON PLUMBING**	**PLUMBING SERVICES**	**1**		**1,445.00**
INV 7531	13/12/2024	BROOKTON PLUMBING	PUMP OUT TANK FOR RV DUMP - SWIMMING POOL		1,445.00	
EFT11890	**10/01/2025**	**GREAT SOUTHERN WASTE DISPOSAL**	**WASTE & RECYCLING COLLECTION INCLUDING SITE MANAGEMENT - 30/10/2024 TO 27/11/2024**	**1**		**13,719.38**
INV 3205	05/12/2024	GREAT SOUTHERN WASTE DISPOSAL	DOMESTIC REFUSE COLLECTION 30/10/2024 - 27/11/2024, RECYCLE COLLECTION 4 & 18 NOVEMBER 2024, REFUSE SITE MAINTENANCE LABOUR 28/10/2024 - 25/11/2024, BULK WASTE COLLECTION 11/11/2024		13,719.38	
EFT11891	**10/01/2025**	**CTI SECURITY SERVICES PTY LTD**	**ALARM MONITORING CHARGES**	**1**		**164.59**
INV CINS3175219	13/12/2024	CTI SECURITY SERVICES PTY LTD	ADMIN BUILDING - 01/01/2025 TO 31/03/2025		164.59	
EFT11892	**10/01/2025**	**WA CONTRACT RANGER SERVICES**	**RANGER SERVICES**	**1**		**433.13**
INV 6032	22/12/2024	WA CONTRACT RANGER SERVICES	3.75 HOURS 18/12/2024		433.13	
EFT11893	**10/01/2025**	**ASSET VALUATION ADVISORY**	**PROFESSIONAL VALUATION**	**1**		**11,880.00**
INV 2369	23/12/2024	ASSET VALUATION ADVISORY	LAND AND BUILDINGS FAIR VALUATION FOR 30.06.2025		11,880.00	
EFT11894	**10/01/2025**	**G & M DETERGENTS**	**CONSUMABLES**	**1**		**89.50**
INV 11026	06/12/2024	G & M DETERGENTS	URINAL MAT - SWIMMING POOL		89.50	
EFT11895	**10/01/2025**	**MATILDA AUTO PARTS**	**PLANT CONSUMABLES**	**1**		**122.10**
INV 279322	06/12/2024	MATILDA AUTO PARTS	1 X SET OF FILTERS - ISUZU TIPPER TRUCK PT22		122.10	
EFT11896	**10/01/2025**	**PINGELLY TYRE SERVICE**	**PLANT CONSUMABLES**	**1**		**3,770.17**
INV 11945	03/12/2024	PINGELLY TYRE SERVICE	PTS-2324923 225/45 ZR17 WXLL TA21 KUMHO - KIA CERATO PCG01		352.00	
INV 11944	06/12/2024	PINGELLY TYRE SERVICE	1X TYRE - MOTOR GRADER PG8		2,760.00	
INV 11910	11/12/2024	PINGELLY TYRE SERVICE	2X TYRES - BFB FAST FILL TRAILER		299.20	
INV 11962	13/12/2024	PINGELLY TYRE SERVICE	PTS - T216D 1" 12 RYCO DIEHARD T2D FRAS AR, 215BAR/3100PSI - CASE LOADER PL8, , PTS - T2800-1623 ORFS FEMALE - CASE LOADER PL8		294.97	
INV 11967	16/12/2024	PINGELLY TYRE SERVICE	OIL - DEPOT WORKSHOP		64.00	
EFT11897	**10/01/2025**	**EASTERN HILLS SAWS & MOWERS PTY LTD**	**MINOR PLANT CONSUMABLES**	**1**		**113.40**
INV 52935#4	11/12/2024	EASTERN HILLS SAWS & MOWERS PTY LTD	3 X 27-2 MOWING HEADS		113.40	
EFT11898	**10/01/2025**	**DELTA AGRIBUSINESS WA PTY LTD T/A BROOKTON RURAL TRADERS**	**CONSUMABLES**	**1**		**751.31**
INV DI25034821	31/10/2024	DELTA AGRIBUSINESS WA PTY LTD T/A BROOKTON RURAL TRADERS	DULUS ACRATEX FASTCOAT - ADMIN BUILDING		720.00	

INV DI25035941	10/12/2024	DELTA AGRIBUSINESS WA PTY LTD T/A BROOKTON RURAL TRADERS	TAP KEYS - TOWN PARKS		31.31	
EFT11899	**10/01/2025**	**TOLL TRANSPORT PTY LTD**	**FREIGHT CHARGES**	**1**		**228.32**
INV 0550	15/12/2024	TOLL TRANSPORT PTY LTD	11/12/2024 FROM INTERFIRE, 11/12/2024 FROM HERSEY'S SAFETY		130.10	
INV 0551	22/12/2024	TOLL TRANSPORT PTY LTD	11/12/2024 TO WATER EXAMINERS, 11/12/2024 TO EASTERN HILLS SAWS & MOWERS		98.22	
EFT11900	**10/01/2025**	**JH COMPUTER SERVICES PTY LTD**	**IT CONTRACT CHARGES**	**1**		**6,425.10**
INV 004762-D01	19/12/2024	JH COMPUTER SERVICES PTY LTD	JANUARY 2025		6,425.10	
EFT11901	**10/01/2025**	**DEPARTMENT OF MINES, INDUSTRY REGULATION AND SAFETY**	**BSL COLLECTIONS**	**1**		**56.65**
INV BSLDEC2024	31/12/2024	DEPARTMENT OF MINES, INDUSTRY REGULATION AND SAFETY	DECEMBER 2024		56.65	
EFT11902	**10/01/2025**	**AUTOPRO NORTHAM**	**PLANT CONSUMABLES**	**1**		**122.11**
INV 1185088	12/12/2024	AUTOPRO NORTHAM	1 X BRITAX MIRROR - JOHN DEERE TRACTOR PTC4		98.49	
INV 1186429	19/12/2024	AUTOPRO NORTHAM	1 XMULTI METER DT9205A - ISUZU DMAX PC24		23.62	
EFT11903	**10/01/2025**	**PINGELLY CENTRAL BUSH FIRE BRIGADE**	**REIMBURSEMENT**	**1**		**645.00**
INV 12112024	12/11/2024	PINGELLY CENTRAL BUSH FIRE BRIGADE	BART SUBSCRIPTION		645.00	
EFT11904	**10/01/2025**	**INTERFIRE AGENCIES**	**BUSH FIRE BRIGADE PPE**	**1**		**725.12**
INV 21187	11/12/2024	INTERFIRE AGENCIES	ASSORTED PPE		270.93	
INV 21184	11/12/2024	INTERFIRE AGENCIES	ASSORTED PPE		454.19	
EFT11905	**10/01/2025**	**SAPIO PTY LTD**	**CCTV MONITORING & SUBSCRIPTION - NOVEMBER 2024**	**1**		**194.70**
INV SP290106	20/12/2024	SAPIO PTY LTD	NOVEMBER 2024		194.70	
EFT11906	**10/01/2025**	**ORIGO PTY LTD**	**ANNUAL SUPPORT**	**1**		**1,782.00**
INV OAS-2506-1462	13/12/2024	ORIGO PTY LTD	ANNUAL SUPPORT FOR PERIOD FROM 7 DECEMBER 2024 TO 6 DECEMBER 2025. SMS ALERTS 14 DECEMBER 2024 - 13 DECEMBER 2025. TELSTRA PLAN		1,782.00	
EFT11907	**10/01/2025**	**GERALDTON TRANSPORT**	**FREIGHT CHARGES**	**1**		**45.27**
INV 48629	04/12/2024	GERALDTON TRANSPORT	COUPLERS FOR HANDRAIL - ADMIN BUILDING		45.27	
EFT11908	**10/01/2025**	**ASHMAN FINE CABINETS**	**CONSUMABLES**	**1**		**286.00**
INV 2137	12/12/2024	ASHMAN FINE CABINETS	16MM WHITE BOARD PANEL 1110 X 1060 EDGE ON 3 SIDES & MATERIALS FOR WHEELCHAIR LIFT BASE		286.00	
EFT11909	**10/01/2025**	**MASSHAUL TRANSPORT**	**PLANT HIRE**	**1**		**15,048.00**

INV 0179	15/12/2024	MASSHAUL TRANSPORT	SINGLE SIDE TIPPER HIRE - WICKEPIN PINGELLY ROAD		15,048.00	
EFT11912	**10/01/2025**	**LANDGATE**	**GROSS RENTAL VALUATIONS CHARGEABLE**	**1**		**50.32**
INV 399698	18/12/2024	LANDGATE	SCHEDULE NO: G2024/07, DATED 09/11/2024 TO 06/12/2024		50.32	
EFT11913	**10/01/2025**	**PINGELLY COMMUNITY CRAFT CENTRE**	**CARAVAN PARK TAKINGS COMMISSION**	**1**		**850.99**
INV 155	06/01/2025	PINGELLY COMMUNITY CRAFT CENTRE	DECEMBER 2024		850.99	
EFT11914	**16/01/2025**	**CWA PUMPHREYS BRIDGE**	**CATERING SERVICES**	**1**		**550.00**
INV 87	10/12/2024	CWA PUMPHREYS BRIDGE	DECEMBER 2024 COUNCIL DINNER		550.00	
EFT11915	**16/01/2025**	**TELSTRA**	**TELEPHONE & INTERNET CHARGES**	**1**		**798.80**
INV K686305841-9	18/12/2024	TELSTRA	11/12/2024 TO 10/01/2025		798.80	
EFT11916	**16/01/2025**	**BUNNINGS BUILDING SUPPLIES**	**CONSUMABLES**	**1**		**68.06**
INV 2182/0030636	27/11/2024	BUNNINGS BUILDING SUPPLIES	PAINT & ACCESORIES - RSL HALL		68.06	
EFT11917	**16/01/2025**	**PINGELLY COMMUNITY RESOURCE CENTRE**	**MOSAIC TRAINING**	**1**		**1,441.00**
INV 0117	12/12/2024	PINGELLY COMMUNITY RESOURCE CENTRE	MUSEUM GROUP		1,441.00	
EFT11918	**16/01/2025**	**SUPAGAS PTY LTD**	**BULK FUEL**	**1**		**2,638.05**
INV 855529D2	11/12/2024	SUPAGAS PTY LTD	BULK GAS REFILL AT PRACC 4 SOMERSET ST - 1358L		2,638.05	
EFT11919	**16/01/2025**	**COATES HIRE OPERATIONS PTY LTD**	**PLANT HIRE**	**1**		**2,281.03**
INV 23774627	25/12/2024	COATES HIRE OPERATIONS PTY LTD	TRAFFIC LIGHTS (SOLAR) - GREENER CHOICE - [V42995/V42996] - 25/11/2024 TO 25/12/2024		2,281.03	
EFT11920	**16/01/2025**	**MATILDA AUTO PARTS**	**CONSUMABLES**	**1**		**40.70**
INV 279495	16/12/2024	MATILDA AUTO PARTS	1 X FUEL FILTER - MITSUBISHI FUSO, 1 X 5L GLASS CLEANER - DEPOT WORKSHOP		40.70	
EFT11921	**16/01/2025**	**PINGELLY RECREATION & CULTURAL CENTRE**	**CATERING SERVICES**	**1**		**439.50**
INV 2531	20/12/2024	PINGELLY RECREATION & CULTURAL CENTRE	INTERNATIONAL DAY OF DISABILITY EVENT		439.50	
EFT11922	**16/01/2025**	**PINGELLY IGA EXPRESS**	**CONSUMABLES**	**1**		**1,449.00**
INV 01/3308	11/12/2024	PINGELLY IGA EXPRESS	PALLET OF WATER - BFB		1,440.00	
INV 03/4401	18/12/2024	PINGELLY IGA EXPRESS	2X BAGS OF ICE - BUSH FIRE BRIGADES		9.00	
EFT11923	**16/01/2025**	**FARMARAMA PTY LTD**	**CONSUMABLES**	**1**		**313.50**
INV 38303	04/12/2024	FARMARAMA PTY LTD	SUPAGREEN 20LT - REC GROUNDS		313.50	

EFT11924	**16/01/2025**	**COMMON GROUND TRAILS PTY LTD**	**PINGELLY TRAIL DESIGN**	**1**		**1,980.00**
INV 181599	12/12/2024	COMMON GROUND TRAILS PTY LTD	PROGRESS CLAIM 1		1,980.00	
EFT11925	**16/01/2025**	**NARKETTA CULTURAL CONSULTANCY & TRAINING SERVICES**	**CATERING SERVICES**	**1**		**2,557.50**
INV 56	08/01/2025	NARKETTA CULTURAL CONSULTANCY & TRAINING SERVICES	PROVIDE, COOK, PREPARE 150 KANGAROO BURGERS - AUSTRALIA DAY AT POOL		2,557.50	
EFT11926	**16/01/2025**	**GERALDTON TRANSPORT**	**FREIGHT CHARGES**	**1**		**96.69**
INV 49137	18/12/2024	GERALDTON TRANSPORT	FREIGHT FROM SIGMA		96.69	
EFT11927	**16/01/2025**	**MINING WEAR PARTS**	**CONSUMABLES**	**1**		**1,576.45**
INV I38008	27/09/2024	MINING WEAR PARTS	18-5293-000 CUTTING EDGE - KOMATSU GRADER PG8, 18-5293-000 CUTTING EDGE - CAT GRADER PG7, 18-5328-000 5/8" X 23/4 PLOW BOLT - CAT GRADER PG7, 18-5328-000 5/8" X 23/4 PLOW BOLT - KOMATSU GRADER PG8, 18-5321-000 NUT - KOMATSU GRADER PG8, 18-5321-000 NUT - CAT GRADER PG7		1,576.45	
EFT11928	**16/01/2025**	**CIVIL PRODUCTS WA**	**CONSUMABLES**	**1**		**281.82**
INV 3657	05/12/2024	CIVIL PRODUCTS WA	CP-ROP3.2 ROUND POST 3.2M, CP-CAPSPPG CAP 60MM FOR PREGLAV SIGN POST, CP-BRARC60 BRACKET ARC 60MM		281.82	
EFT11929	**16/01/2025**	**GAME TRUCK**	**ENTERTAINMENT FOR EVENT**	**1**		**1,690.00**
INV 8	25/11/2024	GAME TRUCK	GAMING TRUCK HIRE - DELUXE GAME TRAILER AND EVENT GAME TRAILER WITH GENERATOR - CHRISTMAS VILLAGE ENTERTAINMENT 2024		1,690.00	
EFT11932	**21/01/2025**	**AUSTRALIAN TAXATION OFFICE**	**BAS**	**1**		**18,470.00**
INV 14012025	14/01/2025	AUSTRALIAN TAXATION OFFICE	DECEMBER 2024		18,470.00	
EFT11933	**21/01/2025**	**PINGELLY HOTEL**	**CATERING AND REFRESHMENTS**	**1**		**4,429.16**
INV PING0155	04/01/2025	PINGELLY HOTEL	SHIRE CHRISTMAS CELEBRATION 2024		4,429.16	
EFT11934	**24/01/2025**	**RAPID METAL DEVELOPMENTS AUSTRALIA PTY LTD**	**VARIOUS MATERIALS FOR BRIDGE WORKS**	**1**		**243.32**
INV 51055162	31/12/2024	RAPID METAL DEVELOPMENTS AUSTRALIA PTY LTD	ASSORTED MATERIALS		243.32	
EFT11935	**24/01/2025**	**HERSEY'S SAFETY PTY LTD**	**PART FOR PLANT**	**1**		**684.75**
INV 3609	05/12/2024	HERSEY'S SAFETY PTY LTD	1 X SNATCH STRAP 50TON X9M - CAT MOTOR GRADER PG7		684.75	
EFT11936	**24/01/2025**	**SULLIVAN LOGISTICS PTY LTD**	**FREIGHT CHARGES**	**1**		**522.84**
INV 126735	06/12/2024	SULLIVAN LOGISTICS PTY LTD	03/12/2024 FROM UNITED FASTENERS, 03/12/2024 FROM MAXIPARTS, 03/12/2024 FROM CIVIL PRODUCTS, 03/12/2024 FROM MATILDA AUTO		326.40	
INV 127185	13/12/2024	SULLIVAN LOGISTICS PTY LTD	09/12/2024 FROM MATILDA AUTO, 12/12/2024 FROM ITR PACIFIC		149.36	

INV 128092	20/12/2024	SULLIVAN LOGISTICS PTY LTD	16/12/2024 FROM MATILDA AUTO		47.08	
EFT11937	**24/01/2025**	**BUNNINGS BUILDING SUPPLIES**	**CONSUMABLES**	**1**		**23.00**
INV 2182/0033710	28/12/2024	BUNNINGS BUILDING SUPPLIES	LOCK - SHIRE DEPOT		23.00	
EFT11938	**24/01/2025**	**NARROGIN BETTA HOME LIVING**	**KITCHEN APPLIANCE**	**1**		**297.00**
INV 25710099026	07/01/2025	NARROGIN BETTA HOME LIVING	RANGE HOOD 60CM - CARAVAN PARK - CREDIT		-229.00	
INV 25710099069	08/01/2025	NARROGIN BETTA HOME LIVING	RANGE HOOD 60CM - CARAVAN PARK		229.00	
INV 25710099070	08/01/2025	NARROGIN BETTA HOME LIVING	RANGE HOOD - 9A WEBB STREET		297.00	
EFT11939	**24/01/2025**	**BEST OFFICE SYSTEMS**	**CONSUMABLES**	**1**		**105.00**
INV 641001	13/01/2025	BEST OFFICE SYSTEMS	1 X TONER TK1184 - DEPOT PRINTER		105.00	
EFT11940	**24/01/2025**	**AMD CHARTERED ACCOUNTANTS**	**2024 DEFERRED PENSIONER CERTIFICATION**	**1**		**660.00**
INV 11453	31/12/2024	AMD CHARTERED ACCOUNTANTS	DEFERED PENSIONERS AUDIT & ACQUITTAL 2023-2024 REPORT OAG		660.00	
EFT11941	**24/01/2025**	**PINGELLY COMMUNITY RESOURCE CENTRE**	**COMMUNITY GRANT SCHEME**	**1**		**1,100.00**
INV 0113	10/12/2024	PINGELLY COMMUNITY RESOURCE CENTRE	2024/25		1,100.00	
EFT11942	**24/01/2025**	**NUTRIEN AG SOLUTIONS**	**VARIOUS MATERIALS FOR JOBS**	**1**		**1,292.34**
INV 911908396	09/12/2024	NUTRIEN AG SOLUTIONS	8.5KG GAS BOTTLE REFILL		46.04	
INV 911906183	09/12/2024	NUTRIEN AG SOLUTIONS	GALV STEEL POST - BULLARING ROAD, FASTLOCK TOUGHLINE - BULLARING ROAD		674.30	
INV 911915298	10/12/2024	NUTRIEN AG SOLUTIONS	CABLE TIES - PARTY ON THE OVAL		17.60	
INV 911967208	19/12/2024	NUTRIEN AG SOLUTIONS	LLAN GENWET 1000 20L - BUSH FIRE BRIGADE		554.40	
EFT11943	**24/01/2025**	**BRYAN HOTHAM**	**COUNCILLOR SITTING FEES**	**1**		**1,150.00**
INV 31122024	31/12/2024	BRYAN HOTHAM	OCTOBER TO DECEMBER 2024		1,150.00	
EFT11944	**24/01/2025**	**NARROGIN ELECTRICAL APPLIANCE TESTING**	**TESTING & TAGGING**	**1**		**382.80**
INV 836	24/12/2024	NARROGIN ELECTRICAL APPLIANCE TESTING	SHIRE DEPOT		382.80	
EFT11945	**24/01/2025**	**PETER WOOD**	**DEPUTY PRESIDENT SITTING FEES & ALLOWANCE**	**1**		**1,375.00**
INV 31122024	31/12/2024	PETER WOOD	OCTOBER TO DECEMBER 2024		1,375.00	
EFT11946	**24/01/2025**	**EASTERN HILLS SAWS & MOWERS PTY LTD**	**MINOR TOOL**	**1**		**679.15**
INV 52977#4	21/12/2024	EASTERN HILLS SAWS & MOWERS PTY LTD	1 X FS 94 BRUSH CUTTER - RURAL ROADS MAINTENANCE		679.15	

EFT11947	**24/01/2025**	**JACKIE MCBURNEY**	**PRESIDENT ALLOWANCE & SITTING FEES**	**1**		**3,125.00**
INV 31122024	31/12/2024	JACKIE MCBURNEY	OCTOBER TO DECEMBER 2024, PRESIDENT ICT COSTS - 2024/2025		3,125.00	
EFT11948	**24/01/2025**	**ITR PACIFIC PTY LTD**	**PARTS FOR PLANT**	**1**		**587.31**
INV 745160	12/12/2024	ITR PACIFIC PTY LTD	8 X ABRASION TIPS - CASE LOADER PL8		587.31	
EFT11949	**24/01/2025**	**PINGELLY IGA EXPRESS**	**ASSORTED CONSUMABLES SES ESL**	**1**		**135.06**
INV 01/3957	24/12/2024	PINGELLY IGA EXPRESS	ICE - SES ESL, BREAD, LETTUCE, TOMATO, CARROTS, BURGER BEEF AND CHICKEN - SES ESL		126.06	
INV 03/1015	06/01/2025	PINGELLY IGA EXPRESS	ICE - SES ESL		9.00	
EFT11950	**24/01/2025**	**KARMVIR SINGH**	**COUNCILLOR SITTING FEES**	**1**		**1,150.00**
INV 31122024	31/12/2024	KARMVIR SINGH	OCTOBER TO DECEMBER 2024		1,150.00	
EFT11951	**24/01/2025**	**PETER MICHAEL NARDUCCI**	**COUNCILLOR SITTING FEES**	**1**		**1,150.00**
INV 31122024	31/12/2024	PETER MICHAEL NARDUCCI	OCTOBER TO DECEMBER 2024		1,150.00	
EFT11952	**24/01/2025**	**NARKETTA CULTURAL CONSULTANCY & TRAINING SERVICES**	**WELCOME TO COUNTRY**	**1**		**750.00**
INV 126	10/01/2025	NARKETTA CULTURAL CONSULTANCY & TRAINING SERVICES	AUSTRALIA DAY 2025		750.00	
EFT11953	**24/01/2025**	**DYNAMIC GIFT PROMOTIONS**	**STAFF UNIFORM**	**1**		**727.65**
INV TA12919	09/12/2024	DYNAMIC GIFT PROMOTIONS	27 X POLO SHIRTS - STAFF UNIFORM		727.65	
EFT11954	**24/01/2025**	**CLINTON JAMES CHENEY**	**COUNCILLOR SITTING FEES**	**1**		**1,150.00**
INV 31122024	31/12/2024	CLINTON JAMES CHENEY	OCTOBER TO DECEMBER 2024		1,150.00	
EFT11955	**24/01/2025**	**ANGELA TRETHEWEY**	**COUNCILLOR SITTING FEES**	**1**		**1,150.00**
INV 31122024	31/12/2024	ANGELA TRETHEWEY	OCTOBER TO DECEMBER 2024		1,150.00	
EFT11956	**24/01/2025**	**DULUX AUSTRALIA**	**CONSUMABLES**	**1**		**1,479.52**
INV 900419329	05/12/2024	DULUX AUSTRALIA	ATEX COVENTRY CRS 15L X 13 - ADMIN BUILDING, ATEX ACRAPRIME WB 15L X 1 - ADMIN BUILDING		1,479.52	
EFT11957	**24/01/2025**	**ADVENTURE PLAYGROUNDS PTY LTD T/A ADVENTURE+**	**PLAYGROUND EQUIPMENT**	**1**		**390.50**
INV 38056	19/12/2024	ADVENTURE PLAYGROUNDS PTY LTD T/A ADVENTURE+	SLING SEAT - MEMORIAL PARK, FREIGHT		390.50	
EFT11958	**24/01/2025**	**REED REGIONAL EARLY EDUCATION AND**	**SUPPORTING PINGELLY ECEC EDUCATORS FUND**	**1**		**20,075.00**

INV 0221	20/12/2024	REED REGIONAL EARLY EDUCATION AND DEVELOPMENT INC	EMPLOYMENT RETENTION, EDUCATOR PROFESSIONAL DEVELOPMENT & INCENTIVES, RENTAL ASSISTANCE, SMALL CAPITAL TO SUPPORT ONLINE TRAINING		20,075.00	
EFT11959	**31/01/2025**	**TELSTRA**	**TELEPHONE & INTERNET CHARGES**	**1**		**804.40**
INV K827134641-0	18/01/2025	TELSTRA	TELEPHONE & INTERNET CHARGES - 11/01/2025 TO 10/02/2025, ADMIN CHARGES INCLUDING INTERNET FOR 17 ELIOT ST & 4 SHIRE ST		804.40	
EFT11960	**31/01/2025**	**BUNNINGS BUILDING SUPPLIES**	**VARIOUS CONSUMABLES**	**1**		**349.59**
INV 2182/0034612	06/01/2025	BUNNINGS BUILDING SUPPLIES	SHELVING UNIT AND ANCHORING SUPPLIES - PLAYGROUP		349.59	
EFT11961	**31/01/2025**	**AUSTRALIA POST**	**GENERAL POSTAGE**	**1**		**279.54**
INV 1013736943	03/01/2025	AUSTRALIA POST	december 2024		279.54	
EFT11962	**31/01/2025**	**GREAT SOUTHERN FUEL SUPPLIES**	**FUEL CARD CHARGES - DECEMBER 2024**	**1**		**1,189.35**
INV 31122024	31/12/2024	GREAT SOUTHERN FUEL SUPPLIES	0PN, P100, PN01, PN322		1,189.35	
EFT11963	**31/01/2025**	**GREAT SOUTHERN WASTE DISPOSAL**	**WASTE & RECYCLING COLLECTION INCLUDING SITE MANAGEMENT - 27/11/2024 TO 25/12/2024**	**1**		**18,111.65**
INV 3234	06/01/2025	GREAT SOUTHERN WASTE DISPOSAL	DOMESTIC REFUSE COLLECTION 27/11/2024 - 25/12/2024, RECYCLE COLLECTION 2, 16 & 30 DECEMBER 2024, REFUSE SITE MAINTENANCE LABOUR 25/11/2024 - 30/12/2024, RECYCLE CHARGES 2 & 23 DECEMBER 2024, BINS OF WASTE COLLECTION 2 & 23 DECEMBER 2024		18,111.65	
EFT11964	**31/01/2025**	**SUPAGAS PTY LTD**	**GAS BOTTLE ANNUAL RENTAL CHARGES**	**1**		**141.35**
INV 7005992513	31/12/2024	SUPAGAS PTY LTD	RENTAL FOR 18KG GAS BOTTLE, RENTAL FOR 45KG GAS BOTTLE		141.35	
EFT11965	**31/01/2025**	**WA CONTRACT RANGER SERVICES**	**RANGER SERVICES**	**1**		**1,068.38**
INV 6055	18/01/2025	WA CONTRACT RANGER SERVICES	06.01.2025, 06.01.2025, 06.01.2025		1,068.38	
EFT11966	**31/01/2025**	**NUTRIEN AG SOLUTIONS**	**MATERIALS FOR JOBS**	**1**		**2,692.58**
INV 911906169	09/12/2024	NUTRIEN AG SOLUTIONS	HYDR PIPE HDPE RRJ SN8 450MM 6.121M - AVIATION STREET		1,831.50	
INV 911994232	27/12/2024	NUTRIEN AG SOLUTIONS	PALLET FAST SETTING CONCRETE - TOWN STREETS		861.08	
EFT11967	**31/01/2025**	**DELTA AGRIBUSINESS WA PTY LTD T/A BROOKTON RURAL TRADERS**	**CONSUMABLES**	**1**		**3.80**
INV DI25036508	07/01/2025	DELTA AGRIBUSINESS WA PTY LTD T/A BROOKTON RURAL TRADERS	COUPLING & ELBOW - PONY CLUB		3.80	
EFT11968	**31/01/2025**	**PINGELLY IGA EXPRESS**	**ICE**	**1**		**18.00**
INV 03/5981	20/01/2025	PINGELLY IGA EXPRESS	20/01/2025 03/5981 ICE FOR EMERGENCY SERVICES		9.00	
INV 03/6568	21/01/2025	PINGELLY IGA EXPRESS	21/01/2025 03/6568 ICE FOR EMERGENCY SERVICES		9.00	

EFT11969	**31/01/2025**	**TOLL TRANSPORT PTY LTD**	**FREIGHT CHARGES**	**1**		**83.22**
INV 0552	05/01/2025	TOLL TRANSPORT PTY LTD	21/12/2024 FROM EASTERN HILLS SAWS & MOWERS		83.22	
EFT11970	**31/01/2025**	**EDGE PLANNING & PROPERTY**	**PLANNING SERVICES**	**1**		**2,280.85**
INV 2787	14/01/2025	EDGE PLANNING & PROPERTY	NOVEMBER 2024		2,280.85	
EFT11971	**31/01/2025**	**INTERFIRE AGENCIES**	**BUSH FIRE BRIGADE PPE**	**1**		**6,360.68**
INV 21329	06/01/2025	INTERFIRE AGENCIES	ASSORTED PPE		759.60	
INV 21335	07/01/2025	INTERFIRE AGENCIES	ASSORTED PPE		870.28	
INV 21340	07/01/2025	INTERFIRE AGENCIES	ASSORTED PPE		3,727.04	
INV 21368	08/01/2025	INTERFIRE AGENCIES	ASSORTED PPE		1,003.76	
EFT11972	**31/01/2025**	**AMANDA ZOE MACDONALD**	**STARLINK REIMBURSEMENT**	**1**		**417.00**
INV 28012025	28/01/2025	AMANDA ZOE MACDONALD	NOVEMBER 2024 TO JANUARY 2025		417.00	
EFT11973	**31/01/2025**	**XAV GROUP PTY LTD T/A CONTRACT AQUATIC**	**POOL MANAGEMENT FEE**	**1**		**19,800.00**
INV 0025	15/01/2025	XAV GROUP PTY LTD T/A CONTRACT AQUATIC	FEBRUARY 2025		19,800.00	
EFT11974	**31/01/2025**	**CREATIVE IQ PTY LTD ATF CREATIVE IQ TRUST T/A BLUE SALT CONSULTING**	**CAFE FEASIBILITY ASSESSMENT**	**1**		**4,290.00**
INV 0678	20/01/2025	CREATIVE IQ PTY LTD ATF CREATIVE IQ TRUST T/A BLUE SALT CONSULTING	COMMENCEMENT - FEASIBILITY STUDY- ECONOMIC GROWTH AND COMMUNITY		4,290.00	
TOTAL EFT						**206,955.18**

PAYROLL	DATE	CREDITOR	INVOICE DESCRIPTION	BANK CODE	INVOICE AMOUNT	TOTAL
EFT11910	**10/01/2025**	**LOCAL GOVERNMENT, RACING AND CEMETERIES EMPLOYEES UNION (WA) LGRCEU**	**PATROLL DEDUCTIONS**	**1**		**220.00**
EFT11911	**10/01/2025**	**AUSTRALIAN SERVICES UNION OF WA**	**PATROLL DEDUCTIONS**	**1**		**53.00**
DD14257.1	**14/01/2025**	**AWARE SUPER**	**PATROLL DEDUCTIONS**	**1**		**8,439.42**
DD14257.2	**14/01/2025**	**HESTA SUPERANNUATION**	**SUPERANNUATION CONTRIBUTIONS**	**1**		**282.94**
DD14257.3	**14/01/2025**	**COLONIAL FIRSTSTATE FIRSTCHOICE PERSONAL SUPER**	**SUPERANNUATION CONTRIBUTIONS**	**1**		**668.38**

DD14257.4	14/01/2025	AUSTRALIAN RETIREMENT TRUST	SUPERANNUATION CONTRIBUTIONS	1		815.80
DD14257.5	14/01/2025	MLC	SUPERANNUATION CONTRIBUTIONS	1		540.72
DD14257.6	14/01/2025	AUSTRALIAN SUPER	SUPERANNUATION CONTRIBUTIONS	1		451.96
DD14257.7	14/01/2025	PRIME SUPER	SUPERANNUATION CONTRIBUTIONS	1		305.44
DD14257.8	14/01/2025	HOSTPLUS	SUPERANNUATION CONTRIBUTIONS	1		477.31
DD14257.9	14/01/2025	AMP SUPER FUND	SUPERANNUATION CONTRIBUTIONS	1		305.44
DD14257.10	14/01/2025	MERCER	SUPERANNUATION CONTRIBUTIONS	1		300.02
EFT11930	16/01/2025	LOCAL GOVERNMENT, RACING AND CEMETERIES EMPLOYEES UNION (WA) LGRCEU	PATROLL DEDUCTIONS	1		110.00
EFT11931	16/01/2025	AUSTRALIAN SERVICES UNION OF WA	PATROLL DEDUCTIONS	1		26.50
DD14275.1	28/01/2025	AWARE SUPER	PATROLL DEDUCTIONS	1		8,364.43
DD14275.2	28/01/2025	HESTA SUPERANNUATION	SUPERANNUATION CONTRIBUTIONS	1		282.94
DD14275.3	28/01/2025	COLONIAL FIRSTSTATE FIRSTCHOICE PERSONAL SUPER	SUPERANNUATION CONTRIBUTIONS	1		661.31
DD14275.4	28/01/2025	AUSTRALIAN RETIREMENT TRUST	SUPERANNUATION CONTRIBUTIONS	1		799.63
DD14275.5	28/01/2025	MLC	SUPERANNUATION CONTRIBUTIONS	1		540.72
DD14275.6	28/01/2025	AUSTRALIAN SUPER	SUPERANNUATION CONTRIBUTIONS	1		543.88
DD14275.7	28/01/2025	PRIME SUPER	SUPERANNUATION CONTRIBUTIONS	1		294.26
DD14275.8	28/01/2025	HOSTPLUS	SUPERANNUATION CONTRIBUTIONS	1		436.88
DD14275.9	28/01/2025	AMP SUPER FUND	SUPERANNUATION CONTRIBUTIONS	1		300.02
DD14275.10	28/01/2025	MERCER	SUPERANNUATION CONTRIBUTIONS	1		294.26
EFT11975	31/01/2025	LOCAL GOVERNMENT, RACING AND CEMETERIES	PATROLL DEDUCTIONS	1		110.00
EFT11976	31/01/2025	AUSTRALIAN SERVICES UNION OF WA	PATROLL DEDUCTIONS	1		26.50
TOTAL PAYROLL						25,651.76
DIRECT DEBIT	DATE	CREDITOR	INVOICE DESCRIPTION	BANK CODE	INVOICE AMOUNT	TOTAL

DD14266.1	**14/01/2025**	**BENDIGO BANK CREDIT CARDS**	**CEO CREDIT CARD RECONCILIATION - DECEMBER 2024**	**1**		**1,561.25**
INV 31122024	31/12/2024	BENDIGO BANK CREDIT CARDS	04/12/2024 VEVOR - CROWD CONTROL STANCHION, AUSTRALIA DAY $539.96, 04/12/2024 SHIRE OF PINGELLY - 2X VEHICLE TRANSFERS, CR15158 & CR15159 $41.00, 05/12/2024 COLES - SUPPLIES FOR PARTY ON THE OVAL 2024 $92.00, 05/12/2024 COLES - SUPPLIES FOR PARTY ON THE OVAL 2024 $4.00, 05/12/2024 COLES - SUPPLIES FOR PARTY ON THE OVAL 2024 $64.10, 05/12/2024 KMART - CREDIT, TINSEL FOR CHRISTMAS VILLAGE 2024 -$398.00, 06/12/2024 KMART - SOFT PLAY EQUIPMENT FOR SHIRE EVENTS $404.00, 07/12/2024 KMART - CREDIT, SOFT PLAY EQUIPMENT -$25.00, 10/12/2024 COLES - SUPPLIES FOR COUNCIL KITCHEN $58.60, 10/12/2024 COLES - SUPPLIES FOR COUNCIL KITCHEN $15.85, 10/12/2024 COLES - SUPPLIES FOR PARTY ON THE OVAL 2024 $45.80, 10/12/2024 DAN MURPHY'S - REFRESHMENTS FOR COUNCIL CHAMBERS $238.90, 11/12/2024 PINGELLY IGA - SUPPLIES FOR COUNCIL & COMMITTEE MEETINGS $24.70, 11/12/2024 PINGELLY IGA - SUPPLIES FOR COUNCIL & COMMITTEE MEETINGS $15.07, 12/12/2024 SPUDSHED - SUPPLIES FOR COUNCIL CHAMBERS $23.67, 12/12/2024 SPUDSHED - SUPPLIES FOR PARTY ON THE OVAL 2024 $29.90, 13/12/2024 PINGELLY IGA - SUPPLIES FOR PARTY ON THE OVAL 2024 $336.00, 13/12/2024 PINGELLY PHARMACY - FIRST AID SUPPLIES $46.70, 30/12/2024 BENDIGO BANK - CREDIT CARD FEE $4.00	1	1,561.25	
DD14267.1	**14/01/2025**	**BENDIGO BANK CREDIT CARDS**	**EMW CREDIT CARD RECONCILIATION - DECEMBER 2024**	**1**		**85.00**
INV 31122024	31/12/2024	BENDIGO BANK CREDIT CARDS	20/12/2024 NOURISH BROOKTON - HIRE OF CARPET CLEANER, ADMIN BUILDING $81.00, 30/12/2024 BENDIGO BANK - CREDIT CARD FEE $4.00	1	85.00	
DD14268.1	**14/01/2025**	**BENDIGO BANK CREDIT CARDS**	**EMCS CREDIT CARD RECONCILIATION - DECEMBER 2024**	**1**		**1,922.45**
INV 31122024	31/12/2024	BENDIGO BANK CREDIT CARDS	06/12/2024 SMS BROADCAST - TOP UP SMS BROADCAST MESSAGING SYSTEM $666.60, 07/12/2024 PUMA YORK - DIESEL, EMCS VEHICLE $111.02, 13/12/2024 NARROGIN DEPOT - DIESEL, EMCS VEHICLE $113.57, 18/12/2024 FOXIT SOFTWARE - PDF SUITE PRO MONTHLY CHARGE 16/12/2024 TO 16/01/2025 $42.80, 18/12/2024 INTERNATIONAL TRANSACTION - FEE $1.28, 18/12/2024 STUMPY'S GATEWAY ROADHOUSE - DIESEL, EMCS VEHICLE $129.58, 20/12/2024 SMS BROADCAST - TOP UP SMS BROADCAST MESSAGING SYSTEM $666.60, 20/12/2024 THE HONOURABLE FLORIST - GET WELL SOON GIFT $80.00, 28/12/2024 PETRO FUELS - DIESEL, EMCS VEHICLE $107.00, 30/12/2024 BENDIGO BANK - CREDIT CARD FEE $4.00	1	1,922.45	
TOTAL DD						**3,568.70**
GRAND TOTAL						**236,175.64**

Shire of Pingelly **Jan-25**

Credit card transations for the current month

CEO

Date	Transaction	Description	Amount
4/01/2025	Claud Ai	Claude Pro Subscription	$ 32.35
4/01/2025	International Transaction	Fee	$ 0.97
15/01/2025	The Honourable Florist	Condolence Gift	$ 80.00
18/01/2025	Business News	Annual Subscription	$ 159.50
18/01/2025	Seek	Recruitment Advertising	$ 1,017.50
21/01/2025	Ebay	Play Equipment	$ 374.00
21/01/2025	Appliances Online	Replacement Fridge	$ 2,650.00
30/01/2025	Yeti Au	Departure Gift	$ 124.00
30/01/2025	The Honourable Florist	Farewell Gift	$ 80.00
30/01/2025	Bendigo Bank	Credit Card Fee	$ 4.00
		Total January 2025	**$ 4,522.32**

EMW

Date	Transaction	Description	Amount
7/01/2025	Shire of Pingelly	Licensing Transaction	$ 23.75
8/01/2025	Ebay	Locl Box	$ 84.99
9/01/2025	Ebay	Water Feature Pump	$ 259.00
30/01/2025	Bendigo Bank	Credit Card Fee	$ 4.00
		Total January 2025	**$ 371.74**

EMCS

Date	Transaction	Description	Amount
4/01/2025	Petro Fuels	Diesel for EMCS Vehicle	$ 123.35
10/01/2025	Shire of Pingelly	Licensing Transactions	$ 146.75
18/01/2025	Foxit Software	Monthly Subscription	$ 42.80
18/01/2025	International Transaction	Fee	$ 1.28
20/01/2025	Petro Fuels	Diesel for EMCS Vehicle	$ 100.77
25/01/2025	Shire of Pingelly	Licensing Transactions	$ 299.25
30/01/2025	Bendigo Bank	Credit Card Fee	$ 4.00
		Total January 2025	**$ 718.20**

Fuel Card Transactions for the current month

CEO	0PN	Litres	Amount
4/01/2025		57.14	$ 100.85
12/01/2025		74.45	$ 142.50
12/01/2025		-	$ 0.38
28/01/2025		66.48	$ 129.90
28/01/2025		-	$ 0.38
		198.07	**$ 374.01**

EMW	PN01		
10/01/2025		38.28	$ 67.18
12/01/2025		28.76	$ 50.45
12/01/2025		-	$ 0.38
17/01/2025		25.63	$ 44.98

30/01/2025		38.34	$	68.05
		131.01	**$**	**231.04**
EMCS	**PN761**			
7/01/2025		57.1	$	107.92
7/01/2025		-	$	0.38
14/01/2025		66.98	$	134.63
14/01/2025		-	$	0.38
		124.08	**$**	**243.31**
Fire Truck	**PN322**			
8/01/2025		10.02	$	17.59
8/01/2025		35.69	$	63.71
		45.71	**$**	**81.30**
Small Plant	**P100**			
15/01/2025		62.29	$	109.32
		62.29	**$**	**109.32**
INVOICE TOTAL			**$**	**1,038.98**

16. DIRECTORATE OF WORKS

Nil

17. ELECTED MEMBERS' MOTIONS WITH PREVIOUS NOTICE

Nil

18. NEW OR URGENT BUSINESS INTRODUCED BY DECISION OF THE MEETING

Nil

19. MATTERS FOR WHICH THE MEETING MAY BE CLOSED

13536 Cr Clinton Cheney moved, Cr Karmvir Singh seconded

Voting Requirements:
Simple Majority

Recommendation and Council Decision:

That pursuant to Section 5.23 of the Local Government Act 1995 these items be dealt with, with the public excluded as the item deals with matters of a confidential nature.

Carried Unanimously 6 votes to 0

For:	President Jackie McBurney, Deputy Peter Wood, Cr Clinton Cheney, Cr Bryan Hotham, Cr Karmvir Singh and Cr Angela Tretheway
Against:	Nil

19.1. Confidential Item – Appointment of a Senior Employee

13537 Cr Bryan Hotham moved, Deputy Peter Wood seconded

Voting Requirements:
Simple Majority

Recommendation and Council Decision:

That Council accept the recommendation from the Chief Executive Officer regarding the position of (Executive) Manager Community and Corporate Services in accordance with section 5.37 of the Local Government Act 1995.

Carried Unanimously 6 votes to 0

For:	President Jackie McBurney, Deputy Peter Wood, Cr Clinton Cheney, Cr Bryan Hotham, Cr Karmvir Singh and Cr Angela Tretheway
Against:	Nil

13538 Cr Bryan Hotham moved, Cr Clinton Cheney seconded **Voting Requirements:** Simple Majority **Recommendation and Council Decision:** **That the meeting be re-opened to the public.** **Carried Unanimously 6 votes to 0**	
For:	President Jackie McBurney, Deputy Peter Wood, Cr Clinton Cheney, Cr Bryan Hotham, Cr Karmvir Singh and Cr Angela Tretheway
Against:	Nil

20. CLOSURE OF MEETING

The chairman declared the meeting closed at 4.00pm.

These minutes were confirmed by Council at the Ordinary Council Meeting held on ..19/3/25.....

Signed.....
Presiding Person at the meeting at which the minutes were confirmed.