17 Queen Street, Pingelly
Western Australia 6308
Telephone: 9887 1066
admin@pingelly.wa.gov.au

Council Agenda

Shire of Pingelly

Ordinary Council Meeting

Wednesday 16 July 2025

DISCLAIMER

No responsibility whatsoever is implied or accepted by the Shire of Pingelly for any act, omission or statement or intimation occurring during Council or Committee meetings or during formal/informal conversations with staff. The Shire of Pingelly disclaims any liability for any loss whatsoever and howsoever caused arising out of reliance by any person or legal entity on any such act, omission or statement or intimation occurring during Council or Committee meetings or discussions. Any person or legal entity that act or fails to act in reliance upon any statement does so at the person's or legal entity's own risk.

In particular and without derogating in any way from the broad disclaimer above, in any discussion regarding any planning application or application for a licence, any statement or limitation of approval made by a member or officer of the Shire of Pingelly during the course of any meeting is not intended to be and is not taken as notice of approval from the Shire of Pingelly. The Shire of Pingelly warns that anyone who has an application lodged with the Shire of Pingelly must obtain and only should rely on WRITTEN CONFIRMATION of the outcome of the application, and any conditions attaching to the decision made by the Shire of Pingelly in respect of the application.

Pingelly, positive by nature. Let's grow together!

Shire of Pingelly

Notice of Meeting

Notice is given that a meeting of the Council will be held in the Council Chambers, 17 Queen Street on Wednesday the 16 July 2025, commencing at 2pm.

Your attendance is respectfully requested.

Disclaimer

The recommendations contained in this agenda are officers' recommendations only and should not be acted upon until Council has resolved to adopt those recommendations. The resolutions of Council should be confirmed by perusing the minutes of the Council meeting at which these recommendations were considered. Members of the public should also note that they act at their own risk if they enact any resolution prior to receiving official written notification of Councils decision.

Andrew Dover
Chief Executive Officer

PUBLIC QUESTION TIME INFORMATION

The Shire of Pingelly welcomes community participation during public question time. This document is to be read in conjunction with the *Shire of Pingelly Standing Orders Local Law 2017* and the *Local Government Act 1995* and the *Local Government (Administration) Regulations 1996.*

1. A member of the public who raises a question during question time must:
   a. be in attendance at the meeting;
   b. first state their name and address;
   c. direct the question to the Presiding Member;
   d. ask the question briefly and concisely;
   e. limit any preamble to matters directly relevant to the question; and
   f. ensure that the question is not accompanied by any expression of opinion, statement of fact or other comment, except where necessary to explain the question.

2. Each member of the public with a question is entitled to ask up to 3 questions before other members of the public will be invited to ask their questions.

3. Where a member of the public seeks a written response to their questions to be tabled at a meeting, the member of the public must submit their questions to Council by no later than 12 noon on the day prior to the meeting date of which the response is to be tabled.

4. Where a member of the public submits their questions after 12 noon on the day prior to the meeting date of which the response is to be tabled, a written response may be provided at the discretion of the presiding member.

5. Where a member of the public submits a written question after 12 noon the day prior to the meeting at which they are to be tabled, a verbal response may be provided at the meeting.

6. A member of the public may ask questions without notice at a meeting, provided they present a written copy of their questions to Council prior to the commencement of the meeting.

Questions may be submitted by e-mail to admin@pingelly.wa.gov.au.

Risk Framework

Consequence Rating

Impact	Health	Financial	Service Interruption	Compliance	Reputational	Property	Environment
Insignificant	Negligible injuries	Less than $2,000	No material service interruption	No noticeable regulatory / statutory impact	Low impact, single complaint, low profile or 'no news' item	Inconsequential or no damage	Contained, reversible impact managed on site response
Minor	First aid injuries	$2,001 - $10,000	Short term temporary interruption – backlog cleared < 1 day	Some temporary non-compliance	Low impact, a small number of complaints	Localised damage rectified by routine internal procedures	Contained, reversible impact managed by internal response
Moderate	Medical type injuries <5 days	$10,001 - $50,000	Medium term temporary interruption – backlog cleared by additional resources < 1 week	Short term non-compliance but with significant regulatory requirements imposed	Public embarrassment, moderate impact, low or moderate news profile	Localised damage requiring external resources to rectify	Contained, reversible impact managed by external agencies
Major	Lost time injury >5 days	$50,001 - $200,000	Prolonged interruption of services – additional resources; performance affected < 1 month	Non-compliance results in termination of services or imposed penalties	Public embarrassment, high impact, high news profile, third party actions	Significant damage requiring internal & external resources to rectify	Uncontained, reversible impact managed by a coordinated response from external agencies
Catastrophic	Fatality, permanent disability	More than $200,000	Indeterminate prolonged interruption – non-performance > 1 month	Non-compliance results in litigation, criminal charges or significant damages	Public embarrassment, very high multiple impacts, high widespread multiple news profile, third party actions	Extensive damage requiring prolonged period of restitution. Complete loss of property	Uncontained, irreversible impact

Likelihood Rating

	Description
Almost Certain	The event is expected to occur in most circumstances | > once per year | > 90% chance of occurring
Likely	The event will probably occur in most circumstances | At least once per year | 60% - 90% chance of occurring
Possible	The event should occur at some time | At least once in 3 years | 40% - 60% chance of occurring
Unlikely	The event could occur at some time | At least once in 3 years | 10% - 40% chance of occurring
Rare	The event may only occur in exceptional circumstances | Less than once in 15 years | < 10% chance of occurring

Risk Matrix

Consequence Likelihood	Insignificant	Minor	Moderate	Major	Catastrophic
Almost Certain	M (5)	H (10)	H (15)	E (20)	E (25)
Likely	L (4)	M (8)	H (12)	H (16)	E (20)
Possible	L (3)	M (6)	M (9)	H (12)	H (15)
Unlikely	L (2)	L (4)	M (6)	M (8)	H (10)
Rare	L (1)	L (2)	L (4)	L (4)	M (5)

Risk Acceptance Criteria

	Description	Criteria	Responsibility
Low (L)	Acceptable	Acceptable with adequate controls, managed by routine procedures and subject to annual monitoring	Staff Member
Moderate (M)	Monitor	Acceptable with adequate controls, managed by specific procedures, subject to semi-annual monitoring	Senior Manager
High (H)	Urgent action	Acceptable with effective controls, managed by senior management, subject to monthly monitoring	Senior Manager
Extreme (E)	Unacceptable	Only acceptable with excellent controls and all treatment plans to be explored and implemented where possible, managed by the CEO and subject to continuous monitoring	CEO

TABLE OF CONTENTS

1. DECLARATION OF OPENING / ANNOUNCEMENT OF VISITORS 6
2. ACKNOWLEDGEMENT OF COUNTRY 6
3. ANNOUNCEMENTS BY THE PRESIDING MEMBER 6
4. RECORD OF ATTENDANCE / APOLOGIES / APPROVED LEAVE OF ABSENCE 6
5. RESPONSE TO PREVIOUS PUBLIC QUESTIONS TAKEN ON NOTICE 6
6. PUBLIC QUESTION TIME 7
7. APPLICATIONS FOR LEAVE OF ABSENCE 7
8. DISCLOSURES OF INTEREST 7
9. CONFIRMATION OF MINUTES OF PREVIOUS MEETINGS 8
9.1. Confirmation of Minutes from Previous Meetings – 18 June 2025 8
10. PETITIONS / DEPUTATIONS / PRESENTATIONS / SUBMISSIONS 8
11. ITEMS BROUGHT FORWARD DUE TO PERSONS ATTENDING 8
12. REPORTS OF COMMITTEES 9
12.1. Reports of Committees of Council 9
12.2. Reports of Council Delegates on External Committee 9
13. REPORTS OF COUNCILLORS 10
13.1. Reports of President 10
13.2. Memorials 10
13.3. Celebrations 10
14. OFFICE OF THE CHIEF EXECUTIVE OFFICER 11
14.1. Request for Clarification from the Department of Health 11
14.2. Community and Events Grant Policy 13
14.3. Draft Pingelly Community Plan 2025 - Advertising 18
15. DIRECTORATE OF CORPORATE AND COMMUNITY SERVICES 74
15.1. Monthly Statement of Financial Activity – June 2025 74
15.2. Accounts Paid by Authority – June 2025 104
15.3. Adoption of 2025/26 Budget Fees and Charges 121
16. DIRECTORATE OF WORKS 163
17. ELECTED MEMBERS MOTIONS WITH PREVIOUS NOTICE 163
18. NEW OR URGENT BUSINESS INTRODUCED BY DECISION OF THE MEETING 163
19. MATTERS FOR WHICH THE MEETING MAY BE CLOSED 164
19.1. Confidential Item – Madill Road, East Pingelly – Sale of Land Rates Debt Recovery 164
19.2. Confidential Item – Event Grant Applications 164
20. CLOSURE OF MEETING 164

1. DECLARATION OF OPENING / ANNOUNCEMENT OF VISITORS

The Chairman to declare the meeting open.

2. ACKNOWLEDGEMENT OF COUNTRY

We acknowledge the Willman Noongar people of this area and recognise their continuing connection to land, waters and community. We pay respect to Elders past, present and emerging.

3. ANNOUNCEMENTS BY THE PRESIDING MEMBER

Please turn your mobile phones to silent, any calls are to be taken outside of the Chambers.
Thank you.

4. RECORD OF ATTENDANCE / APOLOGIES / APPROVED LEAVE OF ABSENCE

5. RESPONSE TO PREVIOUS PUBLIC QUESTIONS TAKEN ON NOTICE

Response to questions taken on notice at the 18 June 2025 Ordinary Council Meeting

Barry Hastings:

Q5: The description the shire put on it for the management is recreational. Is this appropriate for a bit of bush.? I see dirt bikes and hoons with beach buggies in there. What do you envisage as recreational for that bit of bush?

R: Reserves are vested in the Shire of Pingelly for a particular purpose including recreation; public purposes; roadway; and civic and community services. These are general descriptions and do not impact the maintenance that the Shire undertakes on the land. Recreation is the description generally applied to open space or areas of bushland.

Lee Steel:

Q38: Can you please advise when Council will be considering whether they will be writing to Department of Health on behalf of the electors to confirm that the MRNA Vaccine was not contaminated. Referencing January 2025 meeting, question 22 where you responded that that would go to Council.

R: This matter is being considered at this Council Meeting, 16 July 2025.

Q41: Can you advise how electors can have questions answered officially via minutes, so there is a record, if they work and are unable to attend the meeting to ask during public question time.

R: Councillors and Officers will continue to discuss this matter and respond to you in due course. The State Government is currently drafting standard legislation governing meeting procedures which will also factor into this discussion.

Q43: Is there any other form of formal documentation that public can access to see what's happen? I'm asking because I'm always interested in what other people are asking about.

R: As above, Councillors and Officers will continue to discuss this matter and respond to you in due course.

Q44: Can you tell me when Shire last had a formal meeting with the Youth Network.

R: The last formal meeting of the Pingelly Youth Network was held 21 July 2023.

Q45: I got the impression from their question that they were asking, once you made the decision to look at moving it to that particular location, when did you meet with the Youth Advisory Network to do that?

R: This was discussed at the Pingelly Youth Network meeting on 21 July 2023.

6. PUBLIC QUESTION TIME

Please see Public Question Time Information on page 3.

7. APPLICATIONS FOR LEAVE OF ABSENCE

8. DISCLOSURES OF INTEREST

Councillors/Staff are reminded of the requirements of *s5.65* of the *Local Government Act 1995*, to disclose any interest during the meeting when the matter is discussed, and also of the requirement to disclose an interest affecting impartiality under the Shire's Code of Conduct for Council Members, Committee Members and Candidates and the Code of Conduct for Employees.

9. CONFIRMATION OF MINUTES OF PREVIOUS MEETINGS

9.1. Confirmation of Minutes of Previous Meetings – 18 June 2025

Statutory Environment:
Section 5.22 of the *Local Government Act* provides that minutes of all meetings are to be kept and submitted to the next ordinary meeting of the council or the committee, as the case requires, for confirmation.

Voting Requirements:
Simple Majority

Recommendation:

That the Minutes of the Ordinary Meeting of the Council of the Shire of Pingelly held in the Council Chambers on 18 June 2025 be confirmed.

Moved: _____ Seconded: _____

10. PETITIONS / DEPUTATIONS / PRESENTATIONS / SUBMISSIONS

11. ITEMS BROUGHT FORWARD DUE TO PERSONS ATTENDING

12. REPORTS OF COMMITTEES

12.1. Reports of Committees of Council

• Audit & Risk Committee	Full Council
• Bush Fire Advisory Committee	Member – Cr Hotham Deputy – Deputy President
• CEO Performance Review Committee	Member – Shire President Member – Deputy President Member – Cr Cheney Member – Cr Hotham

12.2. Reports of Council Delegates on External Committee

• Central Country Zone of WALGA	Delegate – Shire President Delegate – Deputy President
• Hotham-Dale Regional Road Sub-Group	Delegate – Shire President Deputy – Deputy President
• Pingelly Recreation & Cultural Centre Board	Member – Shire President
• Development Assessment Panel	Delegate – Shire President Delegate – Cr Cheney Deputy – Cr Hotham Deputy – Cr Singh
• Pingelly Tourism Group	Delegate – Cr Singh Deputy – Shire President
• Shires of Pingelly and Wandering Joint Local Emergency Management Committee	Delegate – Shire President Delegate – Deputy President Deputy – Cr Cheney
• Pingelly Youth Network	Delegate – Shire President Delegate – Cr Cheney
• Pingelly Early Years Network	Delegate – Shire President Deputy – Cr Trethewey
• Pingelly Community Wellbeing Plan Working Group	Delegate – Shire President Deputy – Cr Hotham
• Pingelly Museum and Historical Group	Delegate – Cr Hotham Deputy – Cr Singh Deputy – Cr Trethewey

13. REPORTS OF COUNCILLORS

13.1. Reports of President

JUNE
18th Meeting with School Principal
20th Pingelly Art Exhibition at the PRACC
26th REED Audit and Risk Committee Meeting

JULY
2nd Budget Fees and Charges Workshop
9th Pingelly Heritage Festival Planning Meeting
16th Corporate Discussion
16th Ordinary Council Meeting

Please note, President has been unwell and apologises for several meetings missed this month.

13.2. Memorials
The Chairman to ask Councillors if there are any memorials to be noted in the minutes.

13.3. Celebrations
The Chairman to ask Councillors if there are any commemorations to be noted in the minutes.

14. OFFICE OF THE CHIEF EXECUTIVE OFFICER

14.1. Request for Clarification from the Department of Health

File Reference:	**Nil**
Location:	**Not Applicable**
Applicant:	**Not Applicable**
Author:	**Chief Executive Officer**
Disclosure of Interest:	**Nil**
Attachments:	**Nil**
Previous Reference:	**Motion 13511, SCM 19 December 2024**

Summary
Council is requested to writing to the Department of Health regarding the safety of mRNA vaccines.
Background
The Shire of Pingelly received a request for a Special Meeting of Electors on 15 November 2024 from more than 5% of the electors in the district under section 5.28 of the Local Government Act 1995.

This request states *"that there is a growing concern among a number of local residents regarding the safety of the mandated vaccines and the elevated number of people affected and harmed as a result.*"

A Special Meeting of Electors was held 16 December 2024 resulting in a motion from electors attending the meeting that the Shire of Pingelly write to local health practitioners and to the Prime Minister in relation to this issue. This motion was considered by Council at a Special Council Meeting held on 19 December 2024 with the following resolution made:

Motion Number 13511	Carried 4 votes to 1
That Council does not adopt the motion recommended by electors at the Special Meeting of Electors.	

Following this decision, at the Annual Meeting of Electors held 22 January 2025 a further enquiry was made: *Regarding the elector's motion on 19 December 2024 about potential mRNA vaccine contamination—if reputational risk was the reason for not supporting the motion, what can the Council do to confirm whether the vaccine was contaminated? Could you write to the Department of Health for clarification?*

At this meeting, the following response was provided: *The Council can certainly consider this request. Council may write to the Department of Health on behalf of our electors seeking clarification. The President will discuss the matter with Councillors and the CEO.*

Comment
Council has discretion to write to the Department of Health for clarification to ask if the mRNA vaccine was contaminated. However, this department published frequently asked questions in relation to the safety of the mRNA vaccine on their website, which links to information from the Therapeutic Goods Administration and AusVacSaftey websites. It is anticipated that any response from the Department of Health would echo or refer to these published documents. The Department of Health's published position on their website is clear – that they do not consider that the vaccine was contaminated. This will be the standard response to any letter on this subject.

It is recommended that that Council does not write to the Department of Health to request clarification if the mRNA vaccine was contaminated as the Department's position is available on their website.

Consultation
Advice on the matter from WALGA stated the following: *WALGA's understanding is that many Local Governments have decided not to formulate a position on this matter as they believe the issue is a State and Commonwealth Government issue and Local Governments do not have any statutory role in the matter.*

Statutory Environment
Health is administered under two separate acts – the *Health Services Act 2016* and the *Public Health Act 2016*.

The *Health Services Act* relates to clinical and allied health services – the provision of a system for patient centred care. This includes all medical interventions. The State Government is responsible to administer the *Health Services Act*.

The *Public Health Act* relates to the provision of a public environment which is conducive to healthy communities. Examples include applications for septic systems, applications for animals to be kept within close proximity to people, provision of footpaths for walkability, and restrictions on industry in close proximity to people. Both the State and Local Governments are responsible to administer the *Public Health Act*.

Policy Implications
There are no policy implications associated with this report.

Financial Implications
There are no financial implications evident at this time.

Strategic Implications
Nil

Risk Implications
Nil

Voting Requirements:
Simple Majority

Officers Recommendation:

That Council does not write to the Department of Health to request clarification if the mRNA vaccine was contaminated.

Moved: _____ Seconded: _____

14.2. Community and Events Grant Policy

File Reference: **ADM0542**
Location: **Not Applicable**
Applicant: **Not Applicable**
Author: **Community Development Officer**
Disclosure of Interest: **Nil**
Attachments: **Draft Community & Events Grant Policy**
Previous Reference: **Not Applicable**

Summary
Council is requested to consider the amendments to the Community & Events Grant Policy.

Background
The Shire's Community & Events Grants provide financial assistance to community groups to build an engaged and vibrant community that delivers benefits to the local community and the local economy. Applications for each round are assessed by a panel consisting of Council Members without representation from Shire of Pingelly staff.

Eligible applications are invited from individuals, clubs, organisations, or businesses and be for no more than $5,000 in any single financial year. The funding will support up to 75% of total project costs. In-kind services and volunteer labour are eligible components of the total project costs. Successful projects will meet at least one defined priority area or have clearly identified and evidenced the need for the project. Funding is for undertaking projects and programs within the Shire of Pingelly or that provide benefit to residents and visitors of the Shire of Pingelly.

Annually, following the adoption of the budget in July, Round 1 of the grant scheme is advertised for 1 month (August) for consideration by Council in September. Round 2 is then advertised in December/January for consideration by Council in February.

Comment
The Pingelly SES have contacted the Shire regarding a funding contribution for their planned 40th anniversary celebration planned for 22 November 2025. In addition, the combined football, hockey and netball clubs have contacted the Shire for a combined winter sports windup. The timing of the Community and Events Grants do not accommodate either of these events.

The fixed dates of the funding rounds frequently do not align with community events dates. It is recommended that applications for events are accepted at any time and are capped at $3,000. This limitation reduces the impact of funding events outside of the general funding rounds.

Consultation
Nil

Statutory Environment
Local Government Act 1995 – Part 6 Financial Management

Policy Implications
5.15 Community & Event Grant Policy

Financial Implications
Annual Budget allocation $15,000.

Strategic Implications
1.1. Grow community and visitor involvement in art, crafts and community events.
1.1.7 Support the development of community led events such as an annual Harvest Ball event

Risk Implications

Risk:	Allowing some community grants to be considered outside the grant rounds may lead to allocating funding due to timing rather than merit.		
Consequence Theme:	Reputational / Financial	**Impact:**	Minor
Consequence:	Low impact, a small number of complaints. $2,001 - $10,000		
Likelihood Rating:	Unlikely	**Risk Matrix:**	Low (4)
Action Plan:	Acceptable with adequate controls managed by routine procedures and subject to annual monitoring.		

Voting Requirements:
Simple Majority

Officers Recommendation:

That Council adopt the amended Community & Events Grant policy.

Moved: _____ Seconded: _____

1. PURPOSE

1.1 The purpose of this Policy is to outline the Shire's approach to providing financial assistance to individuals, community groups, organisations and businesses to build an engaged and vibrant community that delivers benefits to the local community and or the local economy.

2. SCOPE

2.1 Funding is for Individuals, Groups, Organisations or businesses undertaking events, projects and programs within the Shire of Pingelly or that provide benefit to residents and visitors of the Shire. Projects willbe expected to meet at least one priority area identified within the Shire's Community Strategic Plan. These will be the priority areas for funding, and include, but are not limited to the following areas:

2.1.1 Building capacity within local community groups, volunteers and residents;

2.1.2 Supporting our young people;

2.1.3 Supporting our older people;

2.1.4 Providing opportunity to be healthy and promote wellbeing;

2.1.5 Supporting and encouraging cultural diversity and inclusion;

2.1.6 Developing and attracting art projects and increasing participation; and

2.1.7 Generally building the strength, engagement, and cohesion of the community.

2.1.8 Public Events – available to the whole community

2.1.9 Activate streets and businesses

2.1.10 Promote heritage and tourism

3. DEFINITIONS

3.1 **Community** refers to the people that live, work or recreate within the Shire of Pingelly;

3.2 **Eligible applicants** means Individuals, Groups, Organisations and Businesses that do not have outstanding grant acquittals;

3.3 **Application Form** refers to the Community Grant Scheme Application form and all of its attachments. It also includes the option to provide a separate Income and Expenditure statement relevant to the project.

4. POLICY STATEMENT

4.1 Applications will be accepted twice per year with the funding pool being determined in the annual Shire budget.

4.2 Applications for events will be accepted at any time during the year and be

considered at the next practicable Ordinary Council Meeting.

4.3 Applications must be from an eligible organisation and be for no more than $5,000 in any single financial year. Applications for events must be for no more than $3,000 per event.

4.4 The funding will support up to 75% of total project costs. In-kind services and volunteer labour are eligible components of the total project costs.

4.5 Successful projects will meet at least one priority area identified within the above scope or have clearly identified and evidenced the need for the project.

4.6 For applications to proceed to assessment they must:

4.6.1 Be lodged on time;

4.6.2 Be submitted on the appropriate form;

4.6.3 Include the required information, including insurance and financial details;

4.6.4 Include agreement from the applicant to acknowledge the Shire if funding is successful;

4.6.5 Ensure the applicant demonstrates its ability to manage the project;

4.6.6 Not be due to commence until after the notification date.

4.7 Applications will be assessed according to:

4.7.1 The level of community benefit;

4.7.2 The level to which it addresses an evidenced need;

4.7.3 Long term sustainability;

4.7.4 Appropriateness of the project financial statement;

4.7.5 Partnerships, collaborations, community engagement and involvement or otherfunding sources that have been secured;

4.7.6 Capacity to deliver the project.

4.8 Where projects are evidenced to support additional outcomes identified within the Shire's Strategic Community Plan, the project will be highly regarded. This could include, but not limited to projects that:

4.8.1 Encourage tourism and increase visitation

4.8.2 Activate local businesses and main streets

4.8.3 Improve, conserve and promote heritage

4.9 Some projects, either in their entirety or elements of the project may not be eligible for funding. They are:

4.9.1 Projects that have already commenced;

4.9.2 Recurrent maintenance or operating costs;

4.9.3 Projects that are considered to be private, commercial, individual or state government's core responsibility;

4.9.4 Elements that may be considered offensive;

4.9.6 Fundraising, political or loan repayments.

4.10 Applicants will be able to seek assistance prior to finalising their application, but the assessment process will occur based on the information provided and must therefore besufficient and concise.

4.11 Council reserves the right to request copies of quotes or audited financial information.

4.12 It may be appropriate to redirect applicants to more appropriate sources of funding prior to considering the project funding application.

4.13 Successful applications will be required to sign a grant agreement which will detail any relevant conditions necessary to minimise risk, meet Shire protocols or maximise and safe guard the project outcomes.

4.14 Successful applicants will be required to acknowledge the Shire's funding and submit an acquittal form as agreed with photographic and promotional evidence.

5. RELATED DOCUMENTATION / LEGISLATION

Nil

6. REVIEW DETAILS

Review Frequency	Three Yearly
Council Adoption	17 May 2017, 19 July 2017, 18 July 2018, 18 March 2020, 15 July 2020, 18 May 2022, 19 July 2023, 16 July 2025

14.3. Draft Pingelly Community Plan 2025 - Advertising

File Reference:	**ADM0310**
Location:	**Not Applicable**
Applicant:	**Not Applicable**
Author:	**Chief Executive Officer**
Disclosure of Interest:	**Nil**
Attachments:	**Draft Pingelly Community Plan 2025**
Previous Reference:	**Nil**

Summary
Council is requested consider adopting the draft Pingelly Community Plan 2025 in order to guide the strategic priorities over the next two years.

Background
In accordance with Section 5.56 of the *Local Government Act 1995* all local governments in Western Australia are required to effectively plan for the future as outlined in the Integrated Planning Framework. The intent of the framework is to ensure that priorities and services provided by local government are aligned with community needs and aspirations, and in doing so, facilitate a shift from a short-term resource focus to long-term value creation.

The Integrated Planning Framework is comprised of a number of plans, primarily the Strategic Community Plan and Corporate Business Plan. The Strategic Community Plan is designed to set the overall direction and goals for 10 years. The Corporate Business Plan is responsible for activating this strategic direction over a period of 4 years with into specific priorities and actions at an operational level to inform the annual budget. These plans are reported upon every year, a review is conducted every 2 years and a major review every 4 years.

Council adopted one combined plan (Strategic Community Plan and Corporate Business Plan) – the Pingelly Community Plan at the Ordinary Council Meeting of 19 July 2023:

Motion Number 13289	Carried 6 votes to 0
That Council adopts the Pingelly Community Plan 2023.	

This plan is now due for its review following 2 years in operation to reflect any changes that have taken place. These changes include legislative, updated strategies (e.g. Wellbeing Plan, Reconciliation Action Plan etc.), community and financial changes.

In addition, Council now are required to adopt a Public Health Plan (from July 2026). This plan has also been incorporated into the Pingelly Community Plan.

Comment
The existing Plan has been developed to address the priorities stated by the community in the Pingelly Perception Survey 2022; through other existing plans; feedback from the community; and Councillor workshops.

The review of the Pingelly Community Plan is based on:

- the existing Plan developed by Catalyse;
- inclusion of various updated Council strategies; and
- a series of workshops with Councillors in March/April 2025.

The review has retained the majority of the objectives and actions from the 2023 plan; updated actions; and added new actions to achieve the objectives of the original plan. The review also notes completed items and updates the timeframes for each action.

Consultation
The draft document will be available for viewing at the Shire Office as well as online. Comments on the Pingelly Community Plan 2025 will be requested through providing local public notice for a period of not less than 42 days.

Statutory Environment
Section 5.56(1) and (2) of the *Local Government Act 1995* requires that each local government is to plan for the future of the district, by developing plans in accordance with the regulations. Regulations specify what a 'plan for the future' should involve. In particular, local governments are required to develop and adopt a Strategic Community Plan and a Corporate Business Plan. The Pingelly Community Plan complies with the requirements of these regulations in relation to both these plans.

Section 45(1) and (3) of the *Public Health Act 2016* requires a local government to prepare a public health plan for its district. A local public health plan may be prepared in conjunction with
a plan for the future of the local government district prepared under the *Local Government Act 1995* section 5.56.

Policy Implications
Nil

Financial Implications
There are no specific financial implications from the adoption of this Plan, although many of the priorities will require an injection of both financial and workforce resources.

Strategic Implications
10.1. Provide strong, effective, and accountable leadership.
10.1.1. Undertake a minor review of the Pingelly Community Plan annually, and a major review once every four years.

Risk Implications

Risk:	As this Plan is a legislative requirement, failure to adopt a Plan would result in non-compliance with the Local Government Act.		
Consequence Theme:	Compliance	**Impact:**	Minor
Consequence:	Some temporary non-compliance		
Likelihood Rating:	Rare	**Risk Matrix:**	Low (2)
Action Plan:	Acceptable with adequate controls managed by routine procedures and subject to annual monitoring.		

Voting Requirements:
Absolute Majority

Officers Recommendation:

That Council advertises the draft Pingelly Community Plan 2025 requesting comments and submissions for not less than 42 days.

Moved: _____ Seconded: _____

Our plan for the future

Pingelly Community Plan | 2023-2033

Review 2025

Shire of Pingelly

CONTENTS

Introduction	2
Acknowledgment of Country	3
Executive Message	3
Shire of Pingelly at a glance	4
Priorities	6
Our vision	9
Our purpose and values	11
Our plan for the future	13
Pingelly Public Health Plan	14
People	17
Planet	25
Place	29
Prosperity	33
Performance	39
Supporting strategies and plans	44
Service area planning	46
Additional operating expenditure	48
Capital program	50
Developing and reporting	52
MARKYT® Performance Scorecard	53
How to get involved	Back page

Introduction

Welcome to the Pingelly Community Plan. This plan combines the Strategic Community Plan and Corporate Business Plan into one succinct document – our Council Plan, our plan for the future.

More than 130 community members, representing 15 percent of adult residents, helped to shape this plan. It addresses three key areas:

- Where are we now?
- Where do we want to be?
- How do we get there?

This plan embraces the FUTYR® strategic planning approach, follows the Integrated Planning and Reporting Framework guidelines and satisfies a legislative requirement for all local governments to have a plan for the future.

This plan describes:

- A future vision for the Shire of Pingelly
- How the Shire will achieve and resource its objectives
- How success will be measured and reported

This Plan was reviewed internally by the Shire of Pingelly in 2025 and actions modified accordingly.

The Shire of Pingelly acknowledges the Noongar people of this area and recognises their continuing connection to land, waters, and community. The Shire pays respect to all Aboriginal and Torres Strait Islander people - past, present, and emerging.

Executive Message

As we review our Pingelly Community Plan for 2025, it is timely to reflect on the journey we have taken together as a community. Developed with and for the people of Pingelly, our Community Plan has provided a clear roadmap, guiding Council and the Shire in meeting our collective needs and aspirations.

Building on the strong foundation established by the previous strategic plan adopted in 2019, we celebrate the achievements that have shaped the character of our town. Milestones such as significant enhancements to local facilities, our growing reputation as an age-friendly community, the transformation of Memorial Park for our youngest residents, construction of new Bush Fire Brigade buildings in East and West Pingelly.

In 2022 our Community Scorecard highlighted economic development, local roads and youth services as the top three major areas of focus, and these continue to be high priorities. Looking ahead to the future, we envision Pingelly flourishing through a range of exciting new and ongoing initiatives, including the ongoing investigation into an industrial precinct, upgrades to and maintenance of our road network, the beautification of our town streetscape, enhanced youth services, an active program of community events, the creation of heritage, arts, crafts, and Indigenous culture hubs—just to name a few.

These efforts are designed to strengthen our vibrant lifestyle and services, attract and retain residents, and foster a deep sense of pride and connection within the community.

It is a privilege to serve a community as positive and forward-looking as Pingelly. The review of the 2025 Community Plan is an opportunity to reaffirm our shared commitment and enthusiasm for the future. Together, we look forward to building on our successes and creating new opportunities for all who call Pingelly home.

Cr Jackie McBurney
Shire President

Mr Andrew Dover
Chief Executive Officer

Shire of Pingelly at a glance

The Shire of Pingelly is a picturesque rural location in the Wheatbelt region of Western Australia, with rich cultural heritage and a strong sense of community. It's where wheat, barley and canola fields meet the rugged beauty of natural woodlands and pristine wetlands, and the beautiful Avon River flows.

Pingelly derives its name from the Noongar word for a water place, being Pingeculling. The area has been home to the Noongar people for over 45,000 years, with Boyagin Rock holding a place of deep spiritual significance for Noongar people. For centuries, Noongar families have come together at this sacred site to talk and yarn and share stories. Noongar people believe that this is the last resting or sleeping place of the Waugal.

Europeans first settled in Pingelly in 1846 when shepherds took up leases around freshwater springs. Incomes were supplemented by cutting sandalwood trees, hunting kangaroos and stripping mallet bark to tan leather. A permanent settlement was established around 1860 and the town was gazetted in 1898.

The region offers rare insights into Western Australia's colonial heritage. Historical buildings are being lovingly preserved and restored in the three main townsites - Pingelly, Moorumbine and Dattening. The Moorumbine Heritage Trail is a short walk or drive through the old townsite, featuring early settlers' cottages and St Patrick's Anglican Church, which was consecrated in 1873 and is still in use today. The annual Pingelly Heritage Festival is a popular event that showcases the area's history and culture, with vintage machinery displays, heritage walks, and traditional country music performances.

Today, the Shire of Pingelly is home to around 1,091 people, with total economic output in 2025 estimated to be $168 million. Primarily an agricultural area, agriculture contributed around $98 million. The next biggest contributors were rental, hiring and real estate ($12.7 million), and transport, postal and warehousing ($11.8 million).

The region contains some of the richest and most diverse floral areas in the world, drawing large number of visitors to the area. Tourists enjoy bushwalking, birdwatching, and camping, along with scenic drives and picnics in the Avon Valley National Park, Tutanning and Dryandra Woodland. Tutanning is an important natural remnant of original fauna and flora, with more than 750 species of wildflowers. Dryandra Woodland is home to more than 100 bird species and 24 mammals.

Barna Mia Animal Sanctuary provides an opportunity for visitors to view endangered marsupials in a natural setting. Other popular tourist activities and events include the annual Agricultural Show, Pingelly Heritage Festival, and Pingelly Christmas Village.

The local community is welcoming and inclusive. A big part of the region's charm is in the positive nature of local residents. There is a strong drive to work together to make Pingelly and surrounds a great place to live, work and visit.

Population

1,091

2025, ABS Estimated Residential Population

Age Profile

2021, ABS Census

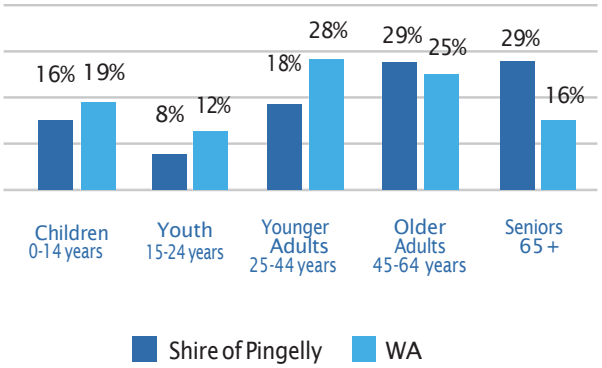

Housing diversity

Separate house
2021, ABS Census

98.1%

WA: 79.7%

Median Rent

$420

WA: $650

Connected

Time travel to Perth

107 mins

Households that speak a non-English language

2021, ABS Census

3.2%

WA: 19.6%

Aboriginal and/or Torres Strait Islander people

2021, ABS Census

12.7%

WA: 3.3%

Needs assistance with core activities

2021, ABS Census

7.4%

WA: 4.6%

Gross Regional Product

June 2025

92.18 million

Year 12 Qualification or higher

Among 15+ year olds
2021, ABS

38%

WA: 66.4%

Unemployment Rate

June quarter 2022, National Skills Commission

4.8%

WA: 3.4%

Priorities

Priorities shift over time in response to what's happening locally and globally. To provide quality of life outcomes, local government must stay abreast of and adapt to changes in the political, environmental, social, technological, economic and legal landscape. We must also respond to changing community expectations.

Global Priorities

The United Nations' Sustainable Development Goals (SDGs) provide a global roadmap to increase prosperity, end social injustice and poverty, and improve health and wellbeing, all while protecting the environment for current and future generations. 17 goals were agreed by all UN member states, including Australia. The Shire of Pingelly will be a catalyst for change; promoting and facilitating the achievement of goals and relevant targets in the local community. Learn more about the SDGs at https://sdgs.un.org/goals.

1. No Poverty; 2. Zero Hunger. 3. Good Health & Well-being; 4. Quality Education; 5. Gender Equality; 6. Clean Water and Sanitation; 7. Affordable & Clean Energy; 8. Decent Work & Economic Growth; 9. Industry, Innovation & Infrastructure; 10. Reduced Inequalities; 11. Sustainable Cities & Communities; 12. Responsible Consumption & Production; 13. Climate Action; 14. Live Below Water; 15. Live on Land; 16. Peace, Justice & Strong Institutions; 17. Partnerships for the Goals

SUSTAINABLE DEVELOPMENT GOALS

People

Planet

Place

Prosperity



Performance

State Priorities

In 2020, the COVID-19 pandemic exposed worldwide vulnerabilities, drawing attention to the need for healthy communities and resilient economies. The State Government of Western Australia responded with a WA Recovery Plan. Learn more about the Government of Western Australia's priorities at www.wa.gov.au/government/wa-recovery.

People

- Supporting our most vulnerable
- Putting patients first

Planet

- Investing in renewable energy and new technologies
- Green jobs and environmental protection

Place

- Building infrastructure
- Maintenance blitz
- Major road construction
- Building community infrastructure
- Housing construction

Prosperity

- Driving industry development
- Unlocking future mining opportunities
- Revitalising culture and the arts
- Supporting small businesses
- Buying local
- Growing WA's food industries
- Investing in our tourism sector
- Boosting local manufacturing
- Rebuilding TAFE and reskilling our workforce
- Building schools for the future
- Unlocking barriers to investment

Local Priorities

To understand local needs and priorities, the Shire of Pingelly commissioned an independent review. In March 2022, 108 community members completed a MARKYT® Community Scorecard. Local roads were the top priority followed by economic development, community safety, responsible growth and development, and services and facilities for youth.

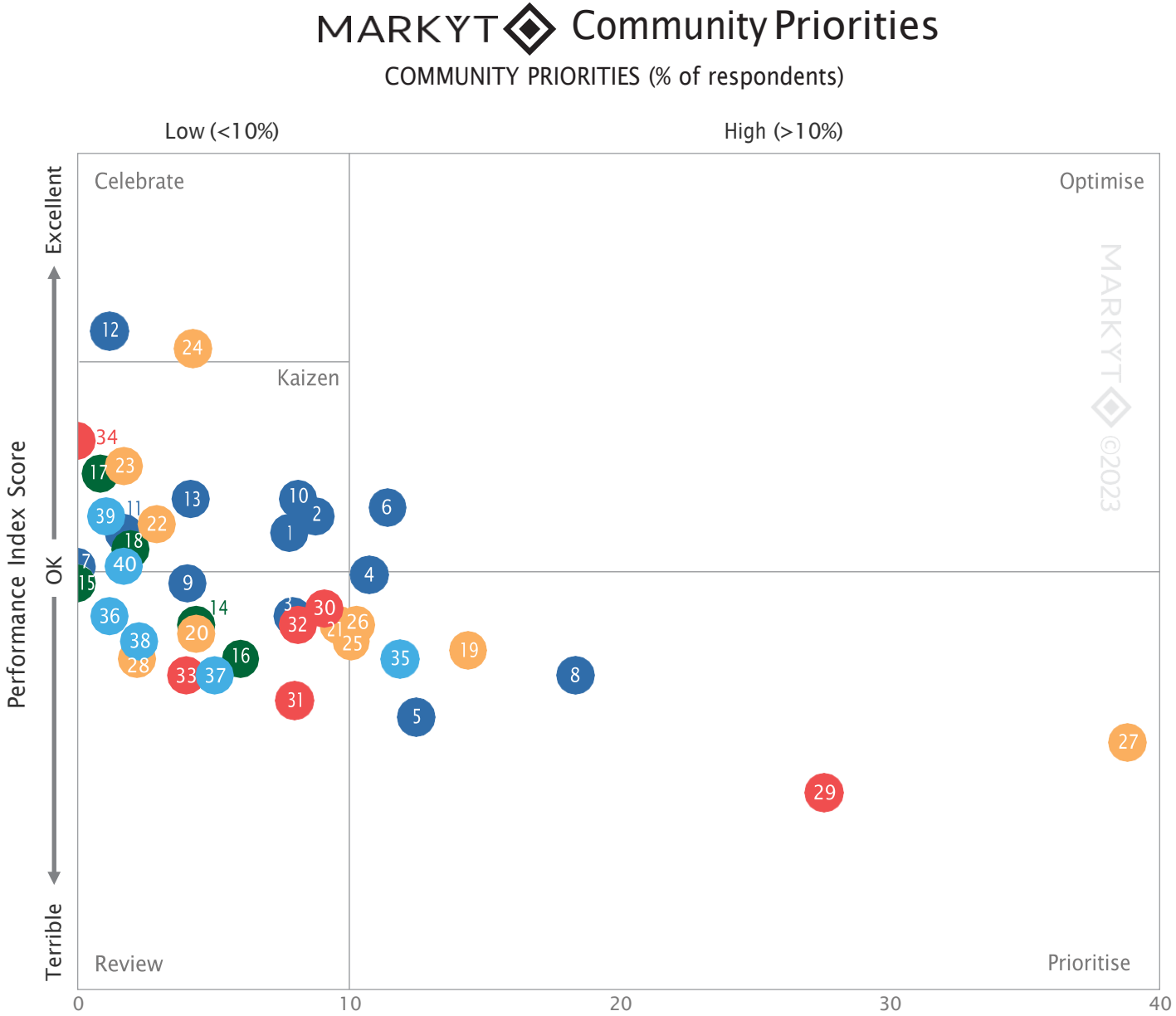

* Kaizen = provide continuous improvement

People

1 Festivals, events, art and culture
2 Aboriginal recognition / respect
3 Local history and heritage
4 Family / children services
5 Youth services and facilities
6 Seniors' services / facilities
7 Disability access and inclusion
8 Safety and crime prevention
9 Lighting of streets / public places
10 Health and community services
11 Wellbeing programs/education
12 Sport and recreation
13 Volunteer support / recognition

Planet

14 Conservation / environment
15 Animal management
16 Sustainable practices
17 Waste collection services
18 Natural disaster management

Place

19 Responsible growth/development
20 Planning and building approvals
21 Access to housing
22 Community buildings and halls
23 Public toilets
24 Playgrounds, parks and reserves
25 Streetscapes, trees and verges
26 Footpaths, trails and cycleways
27 Local roads
28 Traffic management

Prosperity

29 Economic development
30 Developing agriculture
31 Tourism attractions / marketing
32 Town centre development
33 Education and training
34 Library services

Performance

35 Council's leadership
36 Advocacy and lobbying
37 Community consultation
38 Communication
39 Customer service
40 Innovation and technolo

Pingelly: Positive by nature - let’s grow together

WELCOME
TO OUR
CLASSROOM

Our purpose and values

The Shire of Pingelly exists to meet the needs of current and future generations through an integration of environmental protection, social advancement and economic prosperity.

This is in accordance with the Local Government Act 1995 (Section 1.3 (3) Role of Local Government).

We fulfil our purpose through the following roles:

Lead
We lead strategic planning to create and achieve a shared vision for the future.

Provide
We provide infrastructure, services and events to meet local needs.

Advocate
We are a voice for the local community on contemporary issues.

Educate
We deliver public education programs for improved sustainability and wellbeing.

Facilitate
We enable service delivery through partnerships, funding and other support.

Regulate
We regulate compliance with legislation, regulations, local laws and policies.

Our values

We conduct ourselves in line with values the local community cares deeply about.

Accountable	Competence	Integrity	Teamwork	Respect	Adaptability

Our plan for the future

To achieve the vision, the community helped shape a plan for the future.

There are five core performance areas in this plan - People, Planet, Place, Prosperity and Performance. These areas are interrelated, and each must be satisfied to deliver excellent quality of life in the Shire of Pingelly.

For each area, there is an overarching aspirational statement and desired outcomes, summarised below. Over the following pages, we explore each area in more detail. We describe the current situation, recent achievements, what we will keep doing, and our plan for the future. "What we will keep doing" covers business as usual activities, with a focus on continuous improvement. "Our plan for the future" describes priority projects to meet local needs and objectives. When deciding on priority projects, Council considers a range of comprehensive supporting strategies and community suggestions.

	People	Planet	Place	Prosperity	Performance
ASPIRATION	With our positive nature, we are creating a safe, caring and inclusive community for all to enjoy.	Pingelly's natural areas and systems are healthy and thriving, and natural resources are being used sustainably.	Our heritage buildings are being thoughtfully restored and. preserved and we are investing in safe roads and quality infrastructure to enhance our quality of life.	Pingelly is attracting government and private investment, helping to grow and strengthen the economy, attract visitors, and deliver job security now and for the future.	The Shire of Pingelly is an innovative, responsive partner to its community, an effective advocate, and a trusted steward of community assets. The organisation achieves good practice in all that it undertakes.
OUTCOMES	1. Pingelly is an acclaimed hub of creativity, culture and heritage in the Wheatbelt. 2. A caring and supportive community for all ages and abilities. 3. A safe, healthy and active community.	4. Local natural assets and ecosystems are being sustainably managed and preserved. 5. An aware and resilient community equipped to respond to natural disasters and emergencies.	6. A great place to live. 7. People can move around easily, safely and sustainably.	8. Sustainable economic growth with decent learning opportunities and work for all. 9. Visitor numbers are growing.	10. Effective leadership and governance. 11. Positive customer experiences.

Pingelly Public Health Plan

Each local government is required to create a public health plan by July 2026.

The Pingelly Public Health Plan is incorporated into the Pingelly Community Plan as there is significant alignment between the actions proposed for both plans. The Pingelly Public Health Plan also aligns with the State Public Health Plan for Western Australia 2025-2030.

The State level plan contains the following Vision:

The best possible health, wellbeing and quality of life for all Western Australians – now and into the future

The Public Health Act defines public health as:

- *the wider health and wellbeing of the community*
- *the combination of safeguards, policies and programs designed to protect, maintain, promote and improve the health of individuals and their communities and to prevent and reduce the incidence of illness and disability.*

	Aboriginal health and wellbeing (A)			
	Equity and inclusion (E)			
Objectives	Promote (1)	Prevent (2)	Protect (3)	Enable (4)
	Foster strong, connected communities and healthier environments	Reduce the burden of chronic disease, communicable disease, and injury	Protect against public and environmental health risks, effectively manage emergencies, reduce impacts of disaster, and lessen the health impacts of climate change	Bolster public health systems and workforce and leverage partnerships to support health and wellbeing
Outcomes	- Safe, vibrant, liveable, well-designed and socially connected communities. - Optimised mental health and wellbeing.	- Active transport infrastructure with trails, bicycle paths and public transport - Reduced use of tobacco, vapes and alcohol use. - Promote safer communities. - Reduce the harm due to illicit drug use, misuse of pharmaceuticals.	- Effects of climate change on people's health. - Disaster & emergency management - Environmental, radiation and biosecurity health hazards. - Enhance pandemic preparedness and response to emerging communicable disease threats. - Access to safe food and water.	- Partnerships with key agencies and communities to enable the delivery of public health services. - Attract, develop and retain a public health workforce for the future.

Actions within this plan have been aligned with the Public Health Plan Objectives and Outcomes and are numbered according to the objective. For example, '1' following the action supports with 'Promote - Foster strong, connected communities and healthier environments'. '1E' therefore supports the same objective and also promotes equity and inclusion.

"You deserve a
THANK YOU!"
YOU'RE A LIFESAVER
You've got a SWEET HEART

People

With our positive nature, we are creating a safe, caring, and inclusive community for all to enjoy.

Current situation

The Shire of Pingelly is a welcoming place with strong community connections. As a place to live, 96% of community members provide a positive rating.

The Pingelly Recreation and Cultural Centre is a remarkable community-driven project, demonstrating what is possible in small communities when people harness their energy to make a dream a reality.

98% of community members rate local sport and recreation facilities and services positively, and the performance score is 12 points ahead of the industry average.

Playgrounds, parks, and reserves are also high performers, with 95% of the community providing positive ratings and the performance score is 9 points ahead of the industry average.

There is a need to continue enhancing services and facilities for all life stages, with a current focus on young people. Only 40% of community members rate services and facilities for youth positively and the performance score is 15 points below the industry average.

The community is also keen for the Shire to prioritise initiatives to improve community safety, and to preserve and promote local history and heritage.

Recent achievements

The PRACC

The Pingelly Recreation and Cultural Centre provides a modern and versatile space for sports, arts and community events.

Strong commitment to youth

In response to youth needs, Council prepared the Pingelly Youth Strategy 2021-2025 and Pingelly Youth Concept Plan. The Youth Concept Plan contains the elements of a Youth Centre, Ninja Park, Pump Track and Hangout zone.

Pingelly Culture and Arts Framework

The Shire worked with the community members to develop this Framework. It contains agreed actions to improve arts & crafts, Pingelly Noogar cultural expression, and local history and heritage.

People of Pingelly – Past & Present

This project captured and preserved local history and memories.

Memorial Park

This park has been developed using an underused car park area, transforming the space into the premier park in the region.

Early Learning Centre

The former bowling club has been transformed into the daycare and playgroup building, allowing the daycare to expand to 4-5 days per week.

What we will keep doing

Council will continue to deliver and support services that contribute to achievement of the People aspiration and outcomes, such as:

- Community development
- Community Grant Scheme
- Pingelly Youth Network
- Pingelly Recreation and Cultural Centre
- Kidsport grants
- Pingelly Pump Track
- Pingelly Community Swimming Pool
- Children and youth services
- Seniors' services
- Disability Access and Inclusion
- Community events

The Shire will continuously review and improve service delivery in these areas as part of its service area planning.

telethon
2023
telethon

Our plan for the future

✓ Completed ● Covered by existing resources ○ Needs additional funding

Outcome 1. Pingelly is an acclaimed hub of creativity, culture and heritage in the Wheatbelt.

Objectives	Actions	Supporting plans	Lead	23/24	24/25	25/26	26/27	Future
1.1. Grow community and visitor involvement in art, crafts and community events.	1.1.1. Investigate options to design and install a large, iconic piece of play equipment and public art in the shape of Pingelly's mammal emblem, the Numbat. 1		CEO	✓				
	1.1.2 Design and install a large, iconic piece of play equipment and public art in the shape of Pingelly's mammal emblem, the Numbat. 1							●
	1.1.3. Support the Arts and Crafts Hub Establishment Committee to progress concept design, planning and operations for Pingelly's new Arts and Crafts Hub. 1	Pingelly Culture & Arts Framework (23-28)			✓	●	●	
	1.1.4. Acquire 25 Parade Street to provide arts and crafts spaces for workshops, courses, and artists–in–residence programs. 1				✓			
	1.1.5. Refurbish 25 Parade Street to provide arts and crafts spaces for workshops, courses, and artists–in–residence programs.1					○	○	
	1.1.6. Seek funding for public art in Pingelly, prioritising installations that enhance the main street.1		MCCS	✓	✓	●		
	1.1.7. Support a program of annual community and signature events, such as the Heritage Festival, Mother's Day and Christmas Markets, and Tutanning Wildflower Walk.1	Engagement Strategy (2023); Pingelly Culture & Arts Framework (23-28)		✓	✓	●	●	
	1.1.8. Create a signature event to promote Pingelly and rural life. 1	Tourism Strategy (20–24); Age Friendly Community Plan (17–20); Youth Strategy (21–25); Pingelly Culture & Arts Framework (23-28)		✓	✓	○	○	
	1.1.9. Support the development of community led events such as an annual Harvest Ball event. 1		CEO	✓	✓	●	●	
	1.1.10. Develop a campaign to promote greater awareness and participation in local community activities and events. 1	Tourism Strategy (20–24)	MCCS	✓		●		

Objectives	Actions	Supporting plans	Lead	23/24	24/25	25/26	26/27	Future
1.2. Grow respect for and celebration of cultural diversity.	1.2.1. Consult with the Wilman Noongar people to explore and adopt dual naming for key places and buildings. 1A	Pingelly Culture & Arts Framework (23-28)	CEO		✓			
	1.2.2 Develop a dual naming policy for places, buildings and roads. 1A					●	●	
	1.2.2. Work with the local Aboriginal Cultural Committee to develop a program to improve cultural sensitivity and awareness across the broader community. 1A	Pingelly Culture & Arts Framework (23-28) Reconciliation Action Plan (25-26)				●	●	
	1.2.3. Work with the local Aboriginal Cultural Committee for the establishment and sustainable operation of this committee and to support the development of leaders within the local Aboriginal community. 1A	Reconciliation Action Plan (25-26)				○	○	
	1.2.4. Support the establishment of a Wilman Noongar Cultural Centre on the Noongar Reserve in Phillip Street. 1A	Pingelly Culture & Arts Framework (23-28)		✓	✓	○	○	
	1.2.5. Prepare and implement the Reflect: Reconciliation Action Plan (RAP). 1A			✓	✓	●		
	1.2.6. Prepare and implement an Innovate: Reconciliation Action Plan (RAP) in collaboration with Wilman Noongar people. *'Innovate' is a more advanced plan that 'Reflect'. 1A						○	
	1.2.7. Celebrate local Aboriginal people and their stories, such as the Pingelly Tigers. 1A	Reconciliation Action Plan (25-26)					○	
1.3. Preserve and showcase our rich local history and heritage.	1.3.1. Support the History and Heritage Committee to oversee the collection, maintenance and accessibility of Pingelly's history and heritage.1	Pingelly Culture & Arts Framework (23-28)		✓				
	1.3.2. Design and seek funding to construct the Pingelly Heritage Hub – a purpose–built structure to house historic machinery, sulkies and buggies, sheet metal equipment etc, adjacent to the Town Hall.1			✓				
	1.3.3. Construct the Pingelly Heritage Hub.[1]					○	○	
	1.3.4. Develop a marketing campaign to promote the Pingelly Heritage Hub.1						○	
	1.3.5. Provide and upgrade informative signage along the Pingelly Heritage Trail through the town centre.1			✓				
	1.3.6. Support and expand the annual Pingelly Heritage Festival.1			✓	✓	●	●	
	1.3.7. Celebrate our prominent local people through the development of a 'Walk of Fame'. 1				✓	●	●	

Outcome 2. A caring and supportive community for all ages and abilities.

Objectives	Actions	Supporting plans	Lead	23/24	24/25	25/26	26/27	Future
2.1. Support families, children, and young people to flourish.	2.1.1. Develop the Pingelly Early Learning Centre to provide expanded day–care services, before and after school care and improved playgroup facilities. 1		EMW		✓			
	2.1.2. Partner with neighbouring councils to expand holiday programs for children and teenagers. 1	Youth Strategy (21–25)	MCCS			●	●	
	2.1.3. Revitalise the old playgroup centre to be fit–for–purpose as the new Youth Centre. 1		CEO		✓			
	2.1.4. Seek funding and deliver the Pingelly Youth Precinct. 2	Pingelly Youth Precinct Concept Plan; Mountain Bike & Cycling Strategy; Youth Strategy		✓	✓	●		
	2.1.5. Encourage and facilitate visits from youth service providers to deliver education and support services (mental health, drugs and alcohol, and other health issues). 2	Youth Strategy (21–25)				●	●	
	2.1.6. Develop a targeted campaign to increase awareness of events and activities for young people. 1					●	●	
	2.1.7. Establish a Youth Advisory Group to provide young people with a platform to raise local issues. 1					●	●	
2.2. Support people to age safely, happily, with dignity and respect.	2.2.1. Support the activities of the Pingelly Staying in Place/Virtual Village. 4			✓	✓	●	●	
	2.2.2. Investigate ways to increase family and youth involvement in intergenerational activities. 1	Youth Strategy (21–25)	MCCS	✓				
	2.2.3. Investigate ways for events and activities to be inclusive of all ages. 1			✓				
	2.2.4. Fund a three–year program to help launch and establish the "Age is Just a Number" program. 1			✓	✓	○		
	2.2.5. Review the Aging in Pingelly Plan. 1E,2E		CEO		✓			
2.3. Advance opportunities, community participation and quality of life for people with disability.	2.3.1. Adopt a policy to progressively upgrade facilities to ensure compliance with minimum access standards as required by Australian Standards on Access and Mobility (AS 1428 suite). E	DAIP (20–25)		✓				
	2.3.2 Develop a footpath maintenance approach to continuously improve the quality, maintenance and accessibility of the network. 2		EMW			●		
	2.3.3 Investigate opportunities for all abilities swimming pool access. 2E		CEO		✓			
	2.3.4 Seek funding to install a swimming pool lift to provide all abilities swimming pool access. 2E					○	○	

Outcome 3. A safe, healthy and active community.

Objectives	Actions	Supporting plans	Lead	23/24	24/25	25/26	26/27	Future
3.1. Partner with local police and others to improve community safety.	3.1.1. Collaborate with key stakeholders, including local Police and community members, to research and propose prioritised and costed community safety projects and initiatives for Council's consideration to include in the minor review of the Pingelly Community Plan. (see 3.1.2)[3]	Youth Strategy (21–25)	CEO		✓			
	3.1.2. Advocate for a 'Family Liaison Officer/Community Policing to work across the Dept of Communities, WA Police, the Shire and with the Pingelly Primary School to prevent children falling into disadvantage by providing tailored support. [3]					●	●	
	3.1.2. Collaborate with local Police and the community to develop an overarching CCTV Plan for the region and install CCTV cameras in priority locations. [3]			✓		○		
	3.1.3. Provide new and improved solar lighting in priority locations, including the playground, Pioneer Park, Memorial Park, alleyways, and shopping areas. [3]		EMW	✓	✓	○	○	
	3.1.4. Advocate for greater police presence and greater representation of First Nations people in the local police force. [1A]		Shire President	✓				
	3.1.5. Investigate options to introduce a Safety House Program to provide children with safe places to go when they feel scared or threatened. [3]		CEO			●		
3.2. Facilitate community health and wellbeing.	3.2.1. Prepare a Local Public Health Plan to satisfy requirements in the *Public Health Act 2016*.				✓			
	3.2.2. Review the Pingelly Wellbeing Plan in conjunction with WA Country Health Service and Pingelly Community Resource Centre. [4]				✓			
	3.2.3. Advocate for service providers to deliver more health and wellbeing programs locally. [4]	Youth Strategy (21–25) Pingelly Wellbeing Plan (24-27)		✓	✓	●	●	
	3.2.4 Investigate opportunities for emergency food relief packages and free fruit for children. [3]	Pingelly Wellbeing Plan (24-27)				●		
	3.2.5 Incorporate 'welcome to community aspects' to the Thank a Volunteer Week event. [1]					●	●	
	3.2.6. Investigate options for dental services to be delivered locally. [4]							●
	3.2.7. Support a community group to create a new community garden. [1]		CDO	✓	✓			
	3.2.8 Provide and encourage vape and smoke free areas including around playgrounds within the Shire. [2]		CEO	✓		●		

Objectives	Actions	Supporting plans	Lead	23/24	24/25	25/26	26/27	Future
3.2. Facilitate community health and wellbeing (continued).	3.2.8. Investigate options for a heated and/or hydrotherapy pool in Pingelly[2E]		CEO		✓			
	3.2.9 Seek funding to install heating to the existing swimming pool. [2E]						○	
3.3. Grow participation in sport and recreational activities.	3.3.1. Partner with PRACC to develop a campaign to encourage people of all ages to get involved in sport and recreation. [2]	Age Friendly Community Plan (17–20)	MCCS			●		
	3.3.2. Renew the motocross track. [2]		EMW	✓				
	3.3.3. Seek grant funding to redesign and redevelop the motorcross track to standard suitable for certification. [2]					○	○	
	3.3.4. Construct mini pump and skills tracks with one or two features in various locations on primary cycle routes. [2]	Mountain Bike & Cycling Strategy (22–26)	CEO			○	○	○
	3.3.5. Provide additional playground equipment in Memorial Park in consultation with the community. [2]		EMW			○		
	3.3.6. Replace and add new playground equipment in Pioneer Park. [2]							○
	3.3.7. Seek funding for play equipment at the PRACC that is suitable for young people aged 12 to 18 years. [2]		CEO	✓				
	3.3.8. Renew the Swimming Pool bowl in accordance with the Swimming Pool Asset Management Plan. [2]		EMW			●		
	3.3.9. Upgrade the flood lights on the town oval to allow training to take place at a minimum, and investigate if further funding is available. [2]					●		
3.4. Grow participation in volunteering.	3.4.1. Fund a three–year program to help volunteer organisations to launch and establish an annual Volunteer Open Day to promote their services and attract and retain volunteers. [1]	Age Friendly Community Plan (17–20); Youth Strategy (21–25)	MCCS		✓	○	○	
	3.4.2. Provide Thank a Volunteer activities and Community Awards to promote and celebrate the contribution of community groups and volunteers. [1]			✓	✓	●	●	

Planet

Pingelly's natural areas and systems are healthy and thriving, and natural resources are being used sustainably.

Current situation

There is high regard for Pingelly's natural environment, with the local landscape supporting local agriculture and tourism, and original fauna and flora.

Care is being taken to conserve remaining areas of natural remnant vegetation to provide a haven for endangered species, including Woylie, Tammar Wallabies, Numbats, Possums, and Red-tailed Phascogales.

Water is a scarce resource, and water harvesting, and conservation are high priorities for the Shire to ensure sustainability of the local water supply and to support agricultural production in the region.

In the Shire's 2022 MARKYT® Community Scorecard, the community scored conservation and environmental management 44 out of 100. The Shire's efforts to promote and encourage the adoption of sustainable practices received a score of 40 points. Both are below industry average, bringing these areas into focus for Council.

The community would like more done to protect and enhance Pingelly's natural environment, and to encourage the adoption of sustainable practices. Suggested initiatives included a greater focus on recycling, converting to renewable energy, switching to electric vehicles, planting more trees, and promoting verge-side greening.

Recent achievements

Bushfire Risk Management Plan

Council collaborated with the Department of Fire and Emergency Services WA to prepare a local Bushfire Risk Management Plan. The plan identifies assets throughout the Shire at risk from bushfire and their priority for treatment.

Community Water Supplies Partnership

The Shire was granted $97,365 to expand the townsite's non-potable supply network to help reduce the Shire's reliance on scheme water to supplement irrigation of local sporting facilities.

East and West Bush Fire Sheds

The Shire has constructed bush fire brigade buildings for both the East and West Pingelly Bush Fire Brigades. These will house the fire appliances and provide a home for the brigades.

Save the Numbat Local Law 2025

Numbats and many other local native animals are endangered mainly due to the threat of cats. The Shire has been proactive in creating this law which requires cats to be contained, reducing their opportunities for predation.

What we will keep doing

Council will continue to deliver and improve a range of services and facilities that contribute to achievement of the Planet aspiration and outcomes.

- Protection of the environment
- Water harvesting
- Fire prevention and emergency management
- Emergency services
- Bush fires and water supplies
- Waste management
- Recycling
- Environmental health management
- Ranger services
- Impounded animals

The Shire will continuously review and improve service delivery in these areas as part of its service area planning.

Our plan for the future

✓ Completed ● Covered by existing resources ○ Needs additional funding

Outcome 4. Local natural assets and ecosystems are being sustainably managed and preserved.

Objectives	Actions	Supporting plans	Lead	23/24	24/25	25/26	26/27	Future
4.1. Sustainably manage local lands, waters and ecosystems.	4.1.1. Identify priority reserves and revegetate to offset vegetation clearing requirements associated with construction of the Wheatbelt Secondary Freight Network.		EMW		✓			
	4.1.2. Provide responsible cat ownership education and adopt tighter cat controls to help conserve local wildlife. 3		CEO	✓	✓			
	4.1.3. Establish a relationship with the peel of Harvey and the Avon catchments councils.					●		
	4.1.4. Identify and document Pingelly's natural assets and their ecological significance with a view to developing visitor experiences. 2					●		
	4.1.5 Celebrate and promote the ecological natural reserves and ecosystems within the Shire including Tutanning Nature Reserve to visitors and the local community. 2						○	
4.2. Encourage the adoption of sustainable practices.	4.2.1. Identify and develop one sustainability project per year to incorporate new energy efficient designs and systems in Council facilities. 3		EMW	✓	✓	○	○	
	4.2.2. Seek funding for a fast electronic vehicle charger for public use in the town centre. 3		CEO			○		
	4.2.3. Investigate alternative water source options for use by Council when undertaking activities and services that require water, such as parkland irrigation. 2		EMW		✓			
	4.2.4. Apply for funding sources for additional water storage and future drought proofing projects. 2				✓	○	○	
	4.2.5. Install devices to measure Council's water and energy use to establish and report against sustainability targets. 3		MCCS			○	○	

Outcome 5. An aware and resilient community equipped to respond to natural disasters and emergencies.

Objectives	Actions	Supporting plans	Lead	23/24	24/25	25/26	26/27	Future
5.1. Reduce the impact of extreme weather conditions through emergency management planning.	5.1.1. Advocate for funding and implement the Bushfire Mitigation Plan. [3]		CESM	✓	✓	○		
	5.1.2. Construct a Bush Fire Brigade Building at West Pingelly.[3]		EMW	✓	✓			
	5.1.3. Advocate for funding and install a large generator to enable the PRACC to fulfil its function as the Local Emergency Evacuation Centre.[3]			✓	✓	●		
	5.1.4. Investigate options for reliable communications and extended mobile phone coverage in emergency vehicles, with new and emerging technologies such as Starlink and CEL–FI GO.[3]			✓				
	5.1.5. Replace weather stations to monitor conditions for Harvest and Movement Bans.[3]			✓				
	5.1.6. Advocate for a suitable fire fighting appliance for the East Pingelly Bush Fire Brigade. [3]		CEO		✓	●	●	
	5.1.7. Conduct a town scale drill, involving all emergency services organisations to test our preparedness, including evacuation alarms and procedures.[3]		CESM			○		

Place

Local heritage and community buildings are being thoughtfully restored and we are investing in safe roads and quality infrastructure to enhance our quality of life.

Current situation

The Shire of Pingelly has an area of 1,223km² and is responsible for 587km of roads, of which 211km are sealed and 376km are unsealed.

The community's number one priority is the improved provision and management of local roads, with the local road network essential for supporting agricultural production and connecting communities.

In the 2022 MARKYT® Community Scorecard, 66% of respondents expressed concerns with local roads. The performance index score was 30 out of 100, 19 points below the industry average. State Government funding is keenly sought to help improve road safety, with improved maintenance and repair of sealed roads, and more frequent grading and sealing of unsealed roads.

Footpaths, trails and cycleways are also below par, with a score of 44 points. With 74% of the community deemed to be physically inactive, which is above the national average of 66%, Council recognises the community will benefit from an investment in footpaths, trails and cycleways and the establishment of a cycling culture in Pingelly.

Other areas to address include streetscapes, planning and building approvals, and access to housing.

Recent achievements

Wheatbelt Secondary Freight Network

The Wheatbelt Secondary Freight Network is a regional strategy to improve road freight safety and efficiency across the key transport routes including within the Shire of Pingelly.

Mountain Bike & Cycling Strategy Adopted

In consultation with the local community and key stakeholders, Council developed and adopted the Mountain Bike and Cycling Strategy. The intent of this plan is to build a local cycling culture and position Pingelly as the regional trails centre.

Driver Reviver at the Town Hall

Federal funding was used to upgrade the Town hall, car park and toilet facilities to make Pingelly a more welcoming stop for commuters, truck drivers and tourists.

Gnalla WangkinY Pocket Park

A disused space was converted to pocket park as part of the future arts hub next to the RSL Building and opposite Pingelly Craft Shop.

Town Planning Scheme Update

The TPS was reviewed and updated to facilitate development of various lots and increase the usability of the document.

Pingelly Green Path

A dual use path has been constructed right around Pingelly, providing universal access for 70% of residents.

What we will keep doing

Council will continue to deliver and improve a range of services and facilities that contribute to achievement of the Place aspiration and outcomes.

- Major Projects
- Town planning
- Building control
- Pingelly Age-Appropriate Accommodation
- Town Hall
- Community buildings
- Parks and playgrounds
- Infrastructure
- Roads
- Transport and licensing services
- Community Bus
- Paths and cycleways
- Parks, playgrounds, and streetscapes
- Cemeteries

The Shire will continuously review and improve service delivery in these areas as part of its service area planning.

Our plan for the future

✓ Completed ● Covered by existing resources ○ Needs additional funding

Outcome 6. A great place to live.

Objectives	Actions	Supporting plans	Lead	23/24	24/25	25/26	26/27	Future
6.1. Provide responsible planning and development.	6.1.1. Review the Local Planning Framework to ensure adequate land supply to meet growing and changing land use needs.		CEO		✓			
	6.1.2. Develop an Advocacy strategy for adequate internet and mobile phone coverage, reticulated sewerage, and water and power supply capacity.			✓				
6.2. Facilitate access to diverse and affordable housing.	6.2.1. Seek funding to leverage affordable housing schemes run by the State and Federal governments when opportunities arise.			✓		●	●	
	6.2.2. Promote serviced land that is available for standard and innovative housing developments, including workers accommodation and additional PAAA Units.			✓		●	●	
	6.2.3. Investigate opportunities to build new housing for government employees through the Government Regional Officer Housing (GROH) program.			✓				
	6.2.4. Advocate for State and Federal governments to build more community housing for older people.			✓	✓	●	●	
	6.2.5. Investigate options for grants or direct contributions to headworks to enable private subdivisions of land to alleviate the housing pressure.					○	○	
	6.2.6. Develop a pipeline of Shire-owned service residential land for sale on the open market.					●	●	
	6.2.7. Investigate options for build-to-live opportunities for additional PAAA Units.					●		
6.3. Provide attractive streetscapes, parks, and public spaces.	6.3.1. Plant infill street trees and trees in parks and verges. [1]		EMW	✓	✓	●	●	
	6.3.2. Educate property owners and tenants on best practice management of verges and roadside vegetation. [1]					●	●	
	6.3.3. Create a program with an incentive to encourage residential and commercial property owners and tenants to improve street appeal, including the provision of plants that assist in combating salinity. [1]					○	○	
	6.3.4. Develop a program to enable wildflowers to flourish in reserves and on verges. [1]					●	●	
6.4. Provide quality community facilities.	6.4.1. Collaborate with neighbouring councils to investigate potential for a regional crematorium.		MCCS					●

Outcome 7. People can move around easily, safely and sustainably.

Objectives	Actions	Supporting plans	Lead	23/24	24/25	25/26	26/27	Future
7.1. Provide safe, well–connected paths and cycleways to encourage greater use of active transport.	7.1.1. Explore the viability of partnering with neighbouring Councils to construct a transport trail from Beverley to Narrogin through Pingelly. 2	Mountain Bike & Cycling Strategy (22–26)	CEO		✓			
	7.1.2. Seek funding to construct a transport trail from Beverley to Narrogin through Pingelly.2					○	○	
	7.1.3. Introduce a program of bike education, trail riding, and bike repair and exchange workshops.2		MCCS			○		
	7.1.4. Introduce an e–bike loan program for local residents and businesses to re–introduce people to cycling.2					○		
	7.1.5. Audit existing walking and cycling routes to identify opportunities to improve and maintain connectivity, shade and greenery.2		CEO			●		
	7.1.6. Continuously improve the footpath network for greater access for all. 2	Aging in Pingelly Plan (25-30)	EMW			●	●	
7.2. Maintain a safe, efficient road network.	7.2.1. Re–route the truck route from Park Street to Balfour and Review Streets							●
	7.2.2. Develop (plan for) the Wheatbelt Secondary Freight Network.			✓	✓			
	7.2.3. Construct the Wheatbelt Secondary Freight Network.							○
	7.2.4. Construct the Heavy Vehicle Rest Area opposite the Pingelly Motel.					●	●	
	7.2.5. Develop and implement a 10–year roads program for sealed roads.	Asset Management Plan (Roads)			✓	○	○	
	7.2.6. Seal a 2km section of Yenellin Road.			✓				
	7.2.7. Continuously improve and implement the rural roads maintenance program for unsealed roads.			✓	✓	●	●	
	7.2.8. Review gravel supply options to minimise costs.					●		
	7.2.9. Audit street signs to determine which ones are no longer reflective at night and need to be replaced and cost a replacement program.					●		
	7.2.10. Investigate the installation of formal pedestrian crossings on Parade Street, including flashing lights. 2					●		
	7.2.11 Design and install suitable disabled parking near Parade Street. 2E					○		
	7.2.12. Promote safe driving within the Shire, particularly through Shire road-works through educational campaigns and physical interventions such as portable speed humps.					○	○	
.3. Encourage greater use of shared and public transport.	7.3.1. Promote the availability of the Shire's community bus to encourage greater use by local community organisations. 1	Youth Strategy (21–25)	MCCS	✓		●		
	7.3.2. Investigate the replacement of the Shire's community bus with a bus that can be driven on a 'C' Class licence. 1					●		
	7.3.3. Continue to advocate for the school buses service to Pingelly Heights and other locations within the Shire.1					●	●	
	7.3.4 Advocate for the tourism train line from/to Albany					●	●	

NAIDOC
2022

Prosperity

Pingelly is attracting government and private investment, helping to grow and strengthen the economy, attract visitors, and deliver job security now and for the future.

Current situation

Home to 1,067 people, Pingelly supports 359 jobs and has an annual economic output of $134 million.

The agriculture, forestry and fishing industry sector makes the greatest contribution to economic output in the region, which at close to $70 million accounts for 52% of total output.

This industry sector is also the largest employer with 164 jobs which represents 46% of total employment within the region.

The Shire of Pingelly is the centre of the grain, sheep, cattle, and pig farming regions in Western Australia's Central South. Primary crops include wheat, barley, oats, canola, and lupin. Other local industries include wineries, yabbie farming, aquaculture, seed cleaning and clover harvesting.

The community would like the focus on economic development and job creation to be sustained. This was the second highest priority in the 2022 MARKYT® Community Scorecard. At 24 index points, performance was 20 points below industry average. There is a compelling case for more regional support from State and Federal Government to assist towns like Pingelly to become thriving regional towns.

The local community has an appetite to unlock capacity and to welcome new industries and businesses to the region.

Recent achievements

Pingelly Industry Attraction Programme

The Shire developed the Pingelly Industry Attraction Programme to encourage, promote and support investment, industry, and employment opportunities in Pingelly. This programme is helping to attract and establish new businesses and support the growth of existing businesses.

Business Network

The Shire established quarterly business barbeques to foster opportunities for the local business community to network, share ideas and collaborate.

Significant Events

The Shire of Pingelly has initiated large annual events, including the Flowers, Art and Music (FAM) event, the Pingelly Hertiage Festival and Pingelly Christmas Village. Each of these events is aim towards attracting visitors as well as catering for locals. The inaugural FAM event attracted over 1,000 people and the 2024 Christmas Village was attended by 700 people on the opening day!

Business Facilitation

The Shire's business forward approach has encouraged several new businesses to establish and grow within Pingelly. This includes the Honourable Florist.

What we will keep doing

Council will continue to deliver and improve a range of services and facilities that contribute to achievement of the Prosperity aspiration and outcomes.

- Tourism and Economic Development
- Pingelly Industry Attraction Program
- Jobs Connect Program
- Pingelly Gift Card program
- Business Directory
- Live and Local Music Directory
- Pingelly Community Resource Centre
- Pingelly Library
- Pingelly Caravan Park
- Events

The Shire will continuously review and improve service delivery in these areas as part of its service area planning.

Our plan for the future

✓ Completed ● Covered by existing resources ○ Needs additional funding

Outcome 8. Sustainable economic growth with decent learning opportunities and work for all.

Objectives	Actions	Supporting plans	Lead	23/24	24/25	25/26	26/27	Future
8.1. Create and support opportunities to diversify and grow the economy.	8.1.1. Explore opportunities to make more industrial land available.		CEO	✓	✓			
	8.1.2. Develop an industrial estate adjacent to the landfill site.					○	○	
	8.1.3. Prepare 3 x Investment Prospectus targeting industry, business, and new residents.					●		
	8.1.4. Promote and fund the Pingelly Industry Attraction Program.			✓	✓	●	●	
	8.1.5. Investigate opportunities to collaborate with UWA to leverage economic development opportunities through the UWA Farm Ridgefield.			✓				
	8.1.6. Work with PRACC Inc. to attract corporate events to the PRACC to activate the facility and leverage economic opportunities.			✓	✓	●		
	8.1.7. Promote greater adoption of the Pingelly Gift Card program by local businesses and residents to support the Buy Local initiative.			✓				
	8.1.8. Investigate alternatives to the Pingelly Gift Card program to encourage businesses and residents to support the Buy Local initiative.						●	
	8.1.9. Utilise the Youth Centre to promote local jobs, apprenticeships, traineeships, work experience and volunteering opportunities to young people. [1]					●	●	
	8.1.10. Investigate opportunities for all industries, particularly industries supporting or arising from agriculture and manufacturing.					●	●	
	8.1.11. Promote "Made in Pingelly" alongside the "Made in WA" and "Made in Australia" campaigns.					●	●	
	8.1.12. Continue to advocate for the retention of the live sheep export trade.				✓	●	●	
	8.1.13. Work with local businesses and the community to expand and improve the hospitality offerings within Pingelly. [1]					○		
	8.1.14. Provide innovation training and business coaching/mentoring to local businesses and wider the community.					○	○	

Objectives	Actions	Supporting plans	Lead	23/24	24/25	25/26	26/27	Future
8.2. Activate the town centre.	8.2.1. Investigate and implement a program to restore the historical facades on the main street to encourage and support main street businesses and property owners to beautify the area and fill empty shops. [1]		CEO			○	○	
	8.2.2. Review the Activities on Thoroughfares and Trading in Public Places Local Law to enable local businesses to use footpaths for trade displays, signage, and alfresco dining. [1]	Tourism Strategy (20–24)				●		
	8.2.3 Develop a Town Centre Masterplan to activate and upgrade the main street. [1]					●		
8.3. Facilitate access to quality education and life–long learning opportunities.	8.3.1. Advocate for education providers (school, TAFE, and CRC) to deliver innovative training courses to prepare students for current and future workforce requirements in the Pingelly region, with a focus on one key area per year (such as shearing, childcare and aged care).	Youth Strategy (21–25)		✓	✓	●	●	
	8.3.2. Facilitate opportunities for an independent, private secondary school to open in Pingelly. [1]			✓	✓	○	○	

Outcome 9. Visitor numbers are growing.

Objectives	Actions	Supporting plans	Lead	23/24	24/25	25/26	26/27	Future
9.1. Improve tourism infrastructure, accommodation, services and experiences.	9.1.1. Collaborate with the Pingelly Tourism Association and local businesses to prepare a Destination Management Plan to improve the overall experience for visitors.	Mountain Bike & Cycling Strategy (22–26)	CEO			○		
	9.1.2. Participate in opportunities with the Wheatbelt Development Commission and Australia's Golden Outback to develop and promote regional tourism.	Tourism Strategy (20–24)		✓	✓			
	9.1.3. Partner with regional local governments to develop the southern Wheatbelt as a destination.	Tourism Strategy (20–24)		✓				
	9.1.4. Deliver the Pingelly Caravan Park Masterplan to upgrade the facilities.	Pingelly Caravan Park Masterplan; Tourism Strategy (20–24)	CEO / MCCS	✓	✓	●		
	9.1.5. Design and cost the development a tourist caravan park including cabins near the PRACC/Swimming Pool.		CEO				●	
	9.1.6. Strengthen visitor information services in Pingelly.	Mountain Bike & Cycling Strategy (22–26)				○		
	9.1.7. Provide more prominent signage on Great Southern Highway and Brookton Highway to promote Boyagin Rock visitor experiences.		EMW			●		
	9.1.8. Fund an annual wildflower event at Boyagin Rock and Tutanning. [1]		MCCS	✓	✓	○	○	
	9.1.9. Advocate for DBCA to enhance signage and facilities for day visitors at Tutanning, as part of the new proposed self–drive trail to link key attractions in area. [1]				✓	●		
	9.1.10. Support local Aboriginal organisations and individuals to develop cultural experiences, such as bush walking tours, interpretive information, displays of artworks and artefacts, etc. [2A]	Tourism Strategy (20–24)		✓	✓	●	●	
	9.1.11. Encourage the establishment of glamping and farm stay opportunities.				✓	●	●	
	9.1.12. Develop and promote Pingelly as the Astro Tourism capital of WA, including the establishment of Astro Tourism businesses and extensive marketing.					○	○	
9.2. Establish Pingelly as a regional trails centre.	9.2.1. Design a brand strategy, with a Numbat icon, to promote Pingelly Trails[2]	Mountain Bike & Cycling Strategy (22–26)	CEO			●		
	9.2.2. Develop a costed program to improve trail signage and facilities. [2]					●		
	9.2.3. Work with local businesses to develop and embed a Trail Visitors Welcome program to provide a warmer welcome and cross–promotion of local businesses and attractions to better meet the needs of trail users and improve their overall experience.						●	

Objectives	Actions	Supporting plans	Lead	23/24	24/25	25/26	26/27	Future
9.2. Establish Pingelly as a regional trails centre (continued).	Drive Trails							
	9.2.4. Partner with neighbouring Councils to create a new sub–region drive trail between Perth, Pingelly and Wandering.			✓	✓	●		
	9.2.5. Develop a self–drive trail that links key attractions such as Moorumbine, Boyagin, Tutanning and Pingelly).	Tourism Strategy (20–24)	MCCS			○		
	9.2.6. Develop wildflower road trip itineraries, signage and displays to enhance visitor experiences. 2					○		
	Hike trails							
	9.2.7. Develop Boyagin Rock, Tutanning and Wogalin trail maps. 2					●		
	9.2.8. Design the Wogalin trail and propose a costed works program to establish the trail. 2						●	
	9.2.9. Develop a Walking and Hiking Trail Strategy to identify, map and estimate costs for constructing new trails. 2		CEO				○	
	Bike trails							
	9.2.10. Form partnerships with key stakeholders, including surrounding Local Governments, the Department of Biodiversity, Conservation and Attractions, and private landholders, to construct at least an additional 40km of Mountain Bike Trail within a radius of 50km from Pingelly. 2	Mountain Bike & Cycling Strategy (22–26)			✓	●		
	9.2.11. Develop detailed design for 10km of recreational mountain bike trail in Pingelly town centre to a shovel ready standard. 2			✓	✓			
	9.2.12 Seek funding to construct 10km of recreational mountain bike trail in Pingelly town centre. 2					●	●	
	9.2.13. Provide bike racks, a bike repair station and locker facilities at strategic locations. 2		EMW	✓		●		
9.3. Improve tourism marketing and communications.	9.3.1. Obtain high quality images to promote the Pingelly region and attractions. 2	Pingelly Culture & Arts Framework (23-28)	MCCS		✓	○		
	9.3.2. Review and improve signage and advertising of RV Friendly facilities to increase RV visitation.	Tourism Strategy (20–24)	EMW	✓				
	9.3.3. Collaborate with the community to investigate opportunities for a huge Land Art installation to promote and draw attention to Pingelly from the sky (taking inspiration from Krisztián Balogh's 'World Tree' and Robert Smithson's 'Spiral Jetty').		MCCS			●		
	9.3.4 Investigate options for large stone art installations.		CEO			●		

FESA

Performance

The Shire of Pingelly is an innovative, responsive partner to its community, an effective advocate, and a trusted steward of community assets. The organisation achieves good practice in all that it undertakes.

Current situation

Council is investing in best practice community engagement, strategic planning and governance to work towards achievement of the community's vision, and the realisation of desired social, economic and environmental outcomes.

Results from the 2022 MARKYT® Community Scorecard drew Council's attention to the community's desire for stronger leadership, with more effective advocacy, consultation, and communication.

Customer service levels are good in the Shire of Pingelly, with 84% of community members giving a positive rating. Families with children aged 0-12 years gave the highest score of 67 out of 100, 7 points ahead of the industry average.

The Shire is also seen to be doing well in embracing change, innovation, and new technology, with 75% of community members giving a positive rating.

Recent achievements

Community Engagement

In 2023, Council adopted a new Engagement Strategy. This strategy is key for communication, empower community members, and create a culture of collaboration e.g. Mountain Bike and Cycling Strategy, Pingelly Culture and Arts Framework etc.

Community Collaboration

The Shire worked with a community group to establish and grow a Community Garden. Similarly, the Shire worked with the volunteers of the Pingelly Museum and Historical Society to expand their membership and open the museum to visitors.

Both these groups have gone from strength to strength and have been successful through the assistance of the Shire to achieve their aims.

Innovative strategic planning

Council invested in the most comprehensive review of its strategic community plan to date. The Shire thanks community members for supporting this process.

Advocacy

The Shire has formed several advocacy positions on behalf of the community. These include school buses, keep the sheep, and regional telecommunications.

What we will keep doing

Council will continue to deliver and improve a range of services and facilities that contribute to achievement of the Performance aspiration and outcomes.

- Strategic and Corporate Planning
- Advocacy and Collaboration
- Governance Support
- Community Consultation and Engagement
- Communications
- Pingelly Times - Shire Newsletter
- Human Resources Management
- Contract Management

The Shire will continuously review and improve service delivery in these areas as part of its service area planning.

Minister's Place Innovation Award Winners 2023

Department of Local Government, Sport and Cultural Industries

TOWN TEAM MOVEMENT

TIDY TOWNS SUSTAINABLE COMMUNITIES AWARDS 2023 STATE WINNER

VERA VOLUNTEER EMPLOYER RECOGNITION AWARDS

2023 AWARDS FOR Planning Excellence

Western Australia

PLANNING INSTITUTE OF AUSTRALIA

Most Accessible Community WA 2024

Regional Capitals Alliance

WESTERN AUSTRALIA

Our plan for the future

✓ Completed ● Covered by existing resources ○ Needs additional funding

Outcome 10. Effective leadership and governance.

Objectives	Actions	Supporting plans	Lead	23/24	24/25	25/26	26/27	Future
10.1. Provide strong, effective, and accountable leadership.	10.1.1. Undertake a minor review of the Pingelly Community Plan every two years, and a major review once every four years.		CEO		✓		○	
	10.1.2. Establish a Pingelly Aboriginal 'Cultural Advisory Committee' to provide advice on cultural matters and oversee the development and implementation of the Reconciliation Action Plan. 1A	Reconciliation Action Plan (25-26)			✓	●	●	
	10.1.3. Deliver a program of best practice training for councillors and staff (including leadership training).			✓	✓	●	●	
	10.1.4. Provide cultural training for all staff and Councillors to develop an understanding of the local Noongar culture in Pingelly.					●		
	10.1.5 Review the Shire's Supporting Strategies and Plans (page 44) as required.			✓	✓	●	●	
10.2. Govern Shire finances, assets, and operations responsibly.	10.2.1. Review the Business Continuity Plan.					●		
	10.2.2. Review the Long–Term Financial Plan annually.		MCCS	✓	✓	●	●	
	10.2.3. Implement a project management framework.		CEO	✓				
	10.2.4. Review Council's asset management plans.		EMW	✓	✓		●	
	10.2.5. Review the plant replacement program annually and implement accordingly.				✓	●	●	
	10.2.6. Review the Recordkeeping Plan.		MCCS			●		
	10.2.7. Review the IT Replacement Program.			✓				
	10.2.8. Review the Workforce Plan every 2 years.		CEO			●		
	10.2.9. Conduct the Reg17 review for governance compliance.		MCCS	✓			○	
	10.2.10. Review the Risk Assessment and Framework every 2 years		CEO	✓		●		
	10.2.11. Develop a swimming pool asset replacement plan.		MCCS		✓			

Outcome 11. Positive customer experiences.

Objectives	Actions	Supporting plans	Lead	23/24	24/25	25/26	26/27	Future
11.1. Deliver excellent customer experiences.	11.1.1. Conduct a community survey annually via mail and online. Compile results in a consistent format to enable trends to be highlighted.		MCCS			○	○	
11.2. Provide effective consultation and communication.	11.2.1. Undertake an audit of the Shire's website and in collaboration with community groups, progressively enhance the text, images, and links to provide compelling content to appeal to investors, businesses, residents, and visitors.	Pingelly Culture & Arts Framework (23-28)				●		
	11.2.2. Populate the Shire of Pingelly's customer databases with email addresses to support more regular, cost effective and targeted communications and engagement.	Engagement Strategy (2023)				●		
	11.2.3. Set up a community register to record community suggestions for Council's consideration when reviewing the Pingelly Community Plan.					●		
	11.2.4. Set up a monthly community report of works completed (i.e., scheduled major and minor works, and responses to customer requests from Snap Send Solve or other channels).		EMW	✓				
	11.2.5. Investigate and implement IT and/or processes to assist in the timely acknowledgment of and responses to customer requests.		MCCS			●		
	11.2.6. Review and implement the Customer Service Charter to provide a consistent standard of customer service responses which matches community expectations.					●		
	11.2.8. Investigate the potential for a community noticeboard at the Great Southern Fuel station.					●		
	11.2.7. Purchase and operate Variable Message Boards (which may update the 'What's On' signage) to ensure the community is informed about events and key projects.		EMW			○		

Supporting Strategies and Plans

Several strategies and plans informed the creation of the Pingelly Community Plan and will continue to guide the Shire of Pingelly to achieve the community's desired outcomes.

Long-Term Financial Plan

The Long-Term Financial Plan is Council's 10-year financial planning document. It is created with consideration for forecast income, cash flow, rate setting, financial position and equity statements. These statements are supported by details of assumptions on which the plan has been developed, projected income and expenditure, scenario modelling and sensitivity analysis, major capital works schedules, and risk assessments of major projects. Visit the Shire of Pingelly's website to access a copy of the Long-Term Financial Plan.

Asset Management Plans

Effective management of local government assets is crucial to the sustainable delivery of services to meet community needs. Asset management planning is essential to ensure that assets are created, maintained, renewed, and retired or replaced at appropriate intervals to ensure continuity of services at chosen service levels. Contact the Shire to request copies of current Asset Management Plans.

Workforce Plan

The Workforce Plan helps to shape the workforce now and for the future. It provides a coordinated approach for resourcing key projects, services, and operations to meet organisational objectives and community priorities. The Workforce Plan profiles the current workforce, considers labour market forces and trends, identifies skill, knowledge and resourcing gaps, advises on recruitment, training and retention strategies to close any gaps, conducts risk assessment and proposes mitigation strategies, and monitors and reports on key performance indicators. Contact the Shire to request a copy of this plan.

Risk Management Framework

The Shire of Pingelly's Risk Management Framework comprises a Risk Management Policy and a Risk Management Plan. The Framework encourages and guides Councillors and officers to identify, analyse, evaluate, treat, monitor and communicate risks to maximise the potential to achieve goals and objectives and minimise potential for harm or loss.

Other supporting strategies and plans

Local government is required to fulfill statutory requirements through the provision of various documents, such as the Planning Scheme, Disability and Inclusion Plan, and Public Health Plan. Council also prepares various plans and strategies to provide an in-depth review and assessment of strategic options to address local priorities. A summary of these plans and strategies follows.

Supporting plans and strategies	Responsible officer	Statutory requirement	Date adopted or last reviewed	Date for review or retirement
Age Friendly Community Plan 2017–2020	Chief Executive Officer		2017	2020
Destination Management Plan	Chief Executive Officer		To be completed	
Disability Access and Inclusion Plan (DAIP) 2020–25	Chief Executive Officer	YES	2020	2025
Engagement Strategy 2023	Chief Executive Officer		2023	2027
Public Health Plan	Chief Executive Officer	YES (2026)	2015	2024
Reconciliation Action Plan (RAP)	Chief Executive Officer		2025	2026
Local Planning Scheme No. 3	Chief Executive Officer	YES	2023	2033
Local Planning Strategy	Chief Executive Officer	YES	2010	2028
Local Recovery Plan	Chief Executive Officer		2022	2026
Marketing Strategy	Chief Executive Officer		2023	2027
Mountain Bike & Cycling Strategy 2022–26	Chief Executive Officer		2022	2026
Pingelly Caravan Park Masterplan	Chief Executive Officer		2020	2025
Pingelly Culture and Arts Framework	Chief Executive Officer		2023	2028
Tourism Strategy 2020–24	Manager Community & Corporate Services		2020	2024
Youth Strategy 2021–25	Manager Community & Corporate Services		2021	2025
Pingelly Wellbeing Plan	Manager Community & Corporate Services		2025	2029

Service Area Planning

Service teams are responsible for delivering priority projects in this plan, along with existing services and facilities, to meet statutory requirements and community needs.

Service plans are being introduced to explore ways to continuously improve the customer experience, increase business efficiencies, and leverage greater value. This table provides an overview of the teams, services, and the number of employees by team expressed as the full-time equivalent (FTE) and annual budget.

Directorate	Services		Employees (FTE)
Office of CEO	• Major Projects • Strategic and Corporate Planning • Advocacy and Collaboration • Governance Support	• Human Resources Management • Tourism and Economic Development • Contract Management • Community Consultation and Engagement	2
Corporate Services	• Finance • Customer Service • Information Technology • Records Management	• Licensing • Community Development • Communications	5
Technical Services	• Infrastructure • Water Harvesting • Parks, Playgrounds and Streetscapes • Cemeteries • Protection of the Environment • Fleet Management	• Waste Management • Town Planning • Building Control • Environmental Health • Ranger Services • Cleaning	17
Total employees (full–time equivalent)			24

Additional Operating Expenditure

Several priority projects are forecast to be undertaken that will result in additional operating expenditure. These projects are subject to funding being secured through a combination of council and external funding. Council funding, including the allocation of cash and reserves, is approved by Council when setting the Long-Term Financial Plan and Annual Budget. External funding is dependent on securing grants, loans, or other funds. This table shows total estimated costs and funding required at the time when this plan was reviewed.

	Priority projects		2025/26		2026/27	
			Estimated costs	Funding gap	Estimated costs	Funding gap
People	1.1.7	Add a new signature event to the annual events calendar to promote Pingelly and rural life.	$20,000	$10,000	$20,000	$10,000
	1.2.3	Work with the local Aboriginal Cultural Committee for the establishment and sustainable operation of this committee and to support the development of leaders within the local Aboriginal community.	$10,000		$10,000	
	1.2.6	Prepare and implement an Innovate: Reconciliation Action Plan			TBA	TBA
	1.2.7	Celebrate local Aboriginal people and their stories, such as the Pingelly Tigers			TBA	TBA
	1.3.4	Develop a marketing campaign to promote the Pingelly Heritage Hub.			$5,000	
	2.2.4	Fund a three-year program to help launch and establish the "Age is Just a Number" program.	$2,000	$2,000		
	3.4.1	Fund a three–year program to help volunteer organisations to launch and establish an annual Volunteer Open Day to promote their services and attract and retain volunteers.	$2,000	$2,000	$2,000	$2,000
Planet	4.1.5	Celebrate and promote the ecological natural reserves and ecosystems within the Shire including Tutanning Nature Reserve to visitors and the local community.	$5,000	$5,000	$5,000	$5,000
	4.2.5	Install devices to measure Council's water and energy use to establish and report against sustainability targets.	$2,000	$2,000	$2,000	$2,000
	5.1.6	Conduct a town scale drill, involving all emergency services organisations to test our preparedness, including evacuation alarms and procedures.	$25,000	$25,000		
Place	6.3.3	Create a program with an incentive to encourage residential and commercial property owners and tenants to improve street appeal, including the provision of plants that assist in combating salinity.	$5,000	$5,000	$5,000	$5,000
	7.1.3	Introduce a program of bike education, trail riding, and bike repair and exchange workshops.	$2,000	$2,000		

	Priority projects		2025/26		2026/27	
			Estimated costs	Funding gap	Estimated costs	Funding gap
Place	7.1.4	Introduce an e–bike loan program for local residents and businesses to re–introduce people to cycling.	$6,000	$6,000		
	7.2.9	Design and install suitable disabled parking near Parade Street.	$3,000	$3,000		
	7.2.10	Promote safe driving within the Shire, particularly through Shire road-works through educational campaigns and physical interventions such as portable speed humps.	$5,000	$5,000	$5,000	$5,000
Prosperity	8.1.13	Work with local businesses and the community to expand and improve the hospitality offerings within Pingelly.	$3,000	$3,000		
	8.1.14	Provide innovation training and business coaching/mentoring to local businesses and wider the community.	$5,000	$5,000	$5,000	$5,000
	8.2.1	Investigate and implement a program to restore the historical facades on the main street to encourage and support main street businesses and property owners to beautify the area and fill empty shops.	$10,000	$10,000	$10,000	$10,000
	9.1.1	Collaborate with the Pingelly Tourism Association and local businesses to prepare a Destination Management Plan to improve the overall experience for visitors.	$15,000	$15,000		
	9.1.6	Strengthen visitor information services in Pingelly.	$5,000	$5,000		
	9.1.8	Fund an annual wildflower event at Boyagin Rock and Tutanning.	$5,000	$5,000	$5,000	$5,000
	9.1.12	Develop and promote Pingelly as the Astro Tourism capital of WA, including the establishment of Astro Tourism businesses and extensive marketing.	$8,000	$8,000	$8,000	$8,000
	9.2.5	Develop a self–drive trail that links key attractions such as Moorumbine, Boyagin, Tutanning and Pingelly).	$10,000	$10,000		
	9.2.6	Develop wildflower road trip itineraries, signage and displays to enhance visitor experiences.	$5,000	$5,000		
	9.2.9	Develop a Walking and Hiking Trail Strategy to identify, map and estimate costs for constructing new trails.			$10,000	$10,000
	9.3.1	Obtain high quality images to promote the Pingelly region and attractions.	$5,000	$5,000		
Performance	10.1.1	Undertake a minor review of the Pingelly Community Plan every 2 years, and a major review once every 4 years.			$40,000	$40,000
	10.1.5	Review the Shire's Supporting Strategies and Plans (page 42) as required.	$50,000		$50,000	
	10.2.9	Conduct the Reg17 review for governance compliance.			$12,000	$12,000
	11.1.1	Conduct a community survey annually via mail and online. Compile results in a consistent format to enable trends to be highlighted.	$4,000	$4,000	$2,000	$2,000

Capital Program

Several priority projects are forecast to be undertaken that require additional capital expenditure. These projects are subject to funding being secured through a combination of council and external funding. Council funding, including the allocation of cash and reserves, is approved by Council when setting the Long-Term Financial Plan and Annual Budget. External funding is dependent on securing grants, loans, or other funds. This table shows total estimated costs and funding required at the time when this plan was reviewed.

	Priority projects		2025/26		2026/27	
			Estimated costs	Funding gap	Estimated costs	Funding gap
People	1.1.5	Refurbish 25 Parade Street to provide arts and crafts spaces for workshops, courses, and artists–in–residence programs.	$100,000	$100,000	$100,000	$100,000
	1.2.4	Support the establishment of a Wilman Noongar Cultural Centre on the Noongar Reserve in Phillip Street.	$150,000	$150,000	$150,000	$150,000
	1.3.3	Construct the Pingelly Heritage Hub.	$150,000	$150,000	$150,000	$150,000
	2.3.4	Seek funding to install a swimming pool lift to provide all abilities swimming pool access.	$50,000	$50,000		
	3.1.2	Collaborate with local Police and the community to develop an overarching CCTV Plan for the region and install CCTV cameras in priority locations.	$12,000	$12,000		
	3.1.3	Provide new and improved solar lighting in priority locations, including the playground, Pioneer Park, Memorial Park, alleyways, and shopping areas.	$5,000	$5,000	$5,000	$5,000
	3.2.9	Seek funding to install heating to the existing swimming pool.			$150,000	$150,000
	3.3.3	Seek grant funding to redesign and redevelop the motorcross track to standard suitable for certification.	$150,000	$150,000	$100,000	$100,000
	3.3.4	Construct mini pump and skills tracks with one or two features in various locations on primary cycle routes.	$10,000	$10,000	$10,000	$10,000
	3.3.5	Provide additional playground equipment in Memorial Park in consultation with the community.	$15,000	$15,000		
	3.3.8	Renew the Swimming Pool bowl in accordance with the Swimming Pool Asset Management Plan.	$300,000			
	3.3.9	Upgrade the flood lights on the town oval to allow training to take place at a minimum, and investigate if further funding is available.	$70,000			

	Priority projects		2025/26		2026/27	
			Estimated costs	Funding gap	Estimated costs	Funding gap
Planet	4.2.1	Identify and develop one sustainability project per year to incorporate new energy efficient designs and systems in Council facilities.	$10,000	$10,000	$10,000	$10,000
	4.2.2	Seek funding for a fast electronic vehicle charger for public use in the town centre.	$120,000	$60,000		
	4.2.4	Apply for funding sources for additional water storage and future drought proofing projects.	$80,000	$80,000	$80,000	$80,000
	5.1.1	Advocate for funding and implement the Bushfire Mitigation Plan.	$200,000	$200,000	$200,000	$200,000
Place	6.2.5	Investigate options for grants or direct contributions to headworks to enable private subdivisions of land to alleviate the housing pressure.	TBA	TBA	TBA	TBA
	7.1.2	Seek funding to construct a transport trail from Beverley to Narrogin through Pingelly.	TBA	TBA	TBA	TBA
	7.2.4	Construct the Heavy Vehicle Rest Area opposite the Pingelly Motel.	$285,000		$20,000	
	7.2.5	Develop and implement a 10–year roads renewal program for sealed roads.	$850,000	$850,000	$850,000	$850,000
	8.1.2	Develop an industrial estate adjacent to the landfill site.	TBA	TBA	TBA	TBA
	11.2.7	Purchase and operate Variable Message Boards (which may update the 'What's On' signage) to ensure the community is informed about events and key projects.	$30,000	$30,000		

Developing and Reporting

The Local Government Act 1995 requires all local governments to plan for the future. As of 2023, Council was required to adopt a 10-year Strategic Community Plan, 4-year Corporate Business Plan and Annual Budget that were integrated with asset management plans, a workforce plan and a long-term financial plan.

To streamline reporting and strengthen integration, Council combined the Strategic Community Plan and Corporate Business Plan into one succinct document and named it the Pingelly Community Plan. It is our plan for the future; our Council Plan.

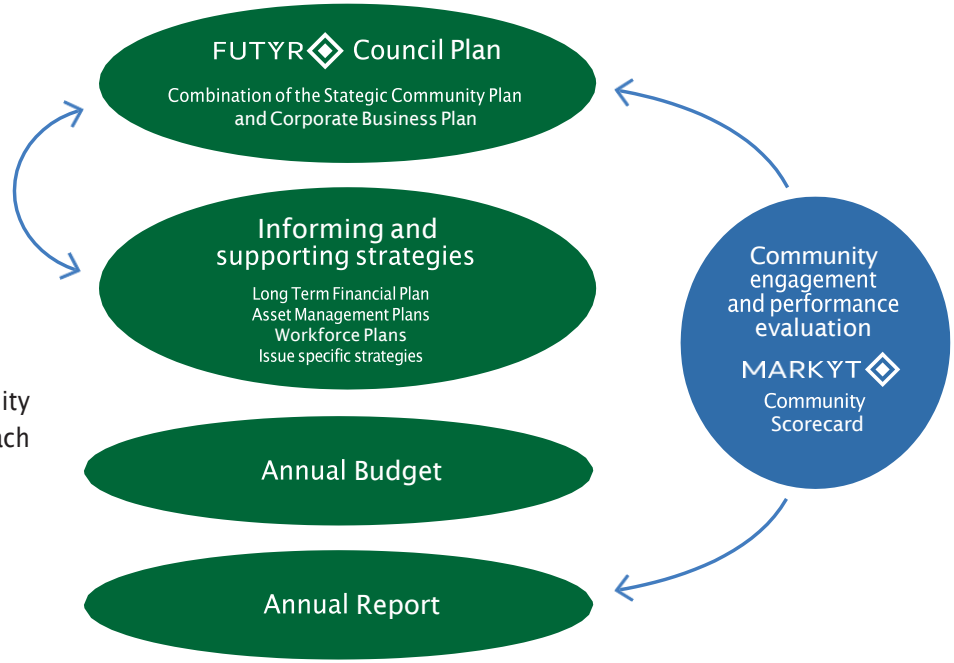

Council embraced the FUTYR® approach to conduct a major review of its Strategic Community Plan and Corporate Business Plan. This is a community-led, integrated and streamlined approach designed specifically for local government. It involved:

- Desktop research
- Detailed review of current plans and strategies to align and integrate outcomes and actions
- Community survey and benchmarking using the MARKYT® Community Scorecard
- Workshops with councillors, staff, key stakeholders and local community members

We express our deepest thanks to all community members who assisted with development of this plan. We heard from a good cross section of people in the local community, including youth, families, seniors, people with disability, people with diverse cultural backgrounds, local businesses owners and managers, and representatives from local community organisations.

To track progress against outcomes in this plan, Council will monitor real and perceived performance levels from various sources. Results will be reported in the Annual Report. Please visit www.pingelly.wa.gov.au to access the latest Annual Report.

MARKYT Community Scorecard	MARKYT Community VoiceBank	FUTYR Community Workshops
108	2,357	30
community members	word count of ideas and suggestions	participants

MARKYT

Community Scorecard

The Shire of Pingelly aims to participate in an independent study to monitor and benchmark performance once every two years.

Council aims to be above the MARKYT® industry average and strives to be the industry leader in all areas. This chart shows Council's Performance Index Score out of 100 compared to the MARKYT® Industry Standards.

The preferred target zone is shown as coloured bars.

2022 Performance Measures

People	Place to live	68
	Festivals, events, art and culture	55
	Aboriginal recognition and respect	57
	Local history and heritage	45
	Family / children services and facilities	50
	Youth services and facilities	33
	Seniors' services, facilities and care	58
	Disability access and inclusion	51
	Safety and crime prevention	38
	Lighting of streets and public places	49
	Health and community services	59
	Wellbeing programs/education	55
	Sport and recreation facilities / services	79
	Volunteer support and recognition	59
Planet	Conservation and environment	44
	Animal management	49
	Sustainable practices	40
	Waste collection services	62
	Natural disaster management	53
Place	Responsible growth and development	41
	Planning and building approvals	43
	Access to housing	44
	Community buildings and halls	56
	Public toilets	63
	Playgrounds, parks and reserves	77
	Streetscapes, trees and verges	42
	Footpaths, trails and cycleways	44
	Local roads	30
	Traffic management	40
Prosperity	Place to own or operate a business	45
	Economic development	24
	Developing / supporting agriculture	46
	Place to visit	46
	Tourism attractions / marketing	35
	Town centre development / activation	44
	Access to education and training	38
	Library services	66
Performance	Council's leadership	40
	Governing organisation	43
	Advocacy and lobbying	45
	Community consultation	38
	Communication	42
	Customer service	57
	Embracing innovation / technology	51
	Value for money from rates	33

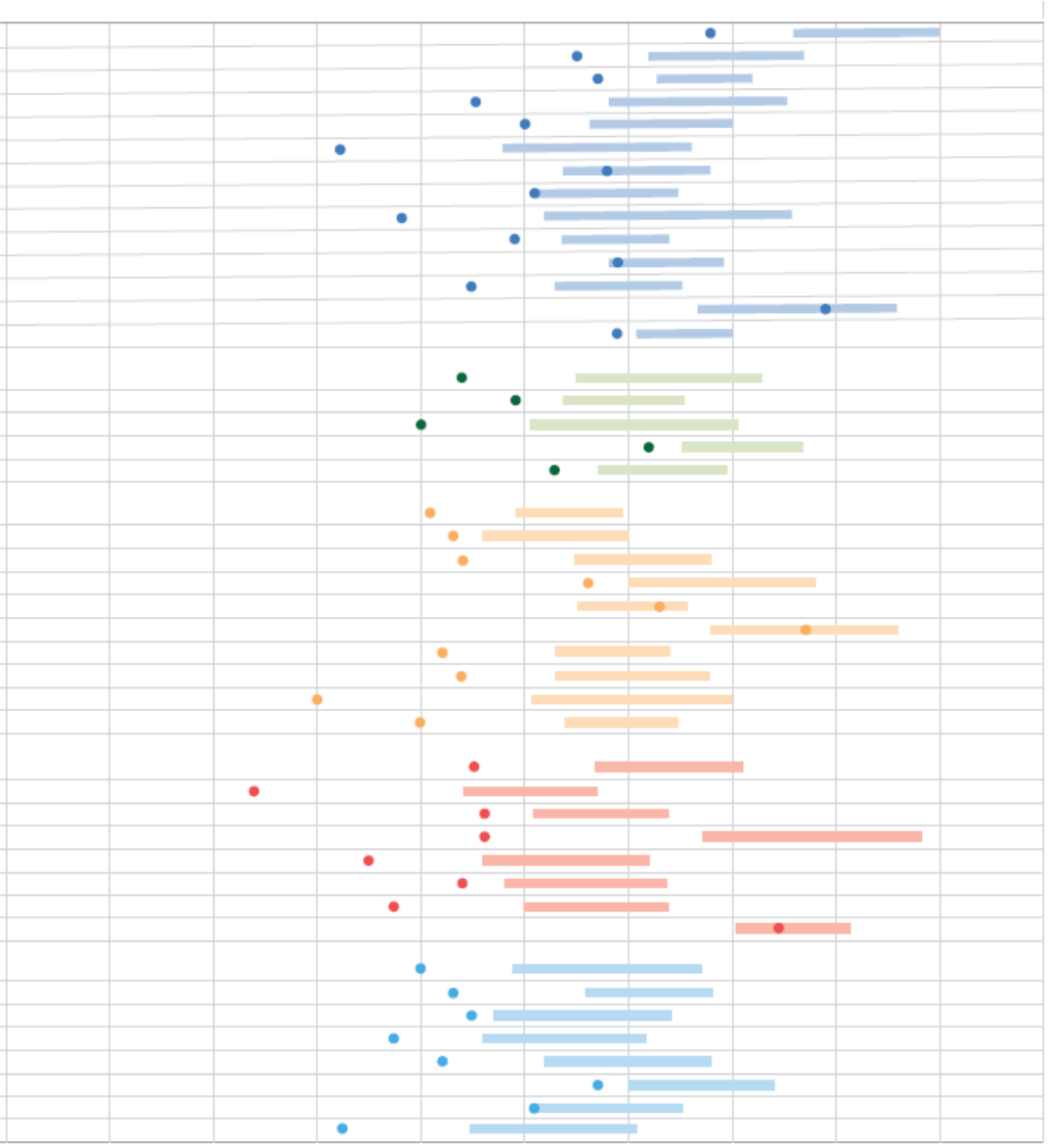

Legend

- Shire of Pingelly 2022 performance score
- Target Zone. Shading shows industry average to industry high from the MARKYT® Community Scorecard.

For further information, visit catalyse.com.au

Do you have an idea or suggestion to grow Pingelly?

Let's do it together! Please reach out to an elected member or officer at the Shire of Pingelly to share your thoughts.

In person: 17 Queen Street, Pingelly
Phone: (08) 9887 1066
Email: admin@pingelly.wa.gov.au

ShireofPingelly

www.pingelly.wa.gov.au

15. DIRECTORATE OF CORPORATE AND COMMUNITY SERVICES

15.1. Monthly Statement of Financial Activity – June 2025

File Reference:	**ADM0075**
Location:	**Not Applicable**
Applicant:	**Not Applicable**
Author:	**Accountant**
Disclosure of Interest:	**Nil**
Attachments:	**15.1 (i) Monthly Statement of Financial Activity.** **15.1 (ii) Variances at Sub Program Level** **15.1 (iii) 2024 2025 Rates Levied**
Previous Reference:	**Nil**

Summary
In Accordance with the *Local Government Act 1995* Section 5.25 (1) and *Local Government (Financial Management) Regulations 1996*, Monthly Financial Statements are required to be presented to Council, in order to ensure that income and expenditure is in keeping with budget forecasts.

The Monthly Statement of Financial Activity for the month of June 2025 is attached for Council consideration and adoption. This report now incorporates new Australian Accounting Standards Board (AASB) requirements effective from 1 July 2019. AASB 15 Revenue from Contracts with Customers (IFRS 15), AASB 1058 Income for Not-for Profit Entities, AASB 16 Lease replaces AASB 117 (IFRS 16).

Background
In order to prepare the monthly statements, the following reconciliations have been completed and verified:

- Reconciliation of assets, payroll and taxation services;
- Reconciliation of all shire's bank accounts, including term deposits;
- Reconciliation of rates, including outstanding debtors;
- Reconciliation of sundry creditors and debtors;

Comment
The Monthly Financial report has been prepared in accordance with statutory requirements and provides council with their financial position as at 30 June 2025.

Income is above expectations due to the advance payment of the 2025/2026 Financial Assistance Grant and Expenditure is down on expected by 8.39% on YTD Budget.

These figures can expect to change due to 30th June Transactions associated with the End of the Financial Year.

Capital expenditure is greater than anticipated and a detailed look can be found in Note 5.

Consultation
Nil

Statutory Environment
Local Government Act 1995;
Local Government (Financial Management) Regulations 1996
Section 34: Financial Reports to be prepared
(1) A local government is to prepare each month a statement of financial activity reporting on the sources and applications of funds, as set out in the annual budget under regulation 22(1)(d), for that month in the following detail -

(a) Annual budget estimates, taking into account any expenditure incurred for an additional purpose under section 6.8(1) (b) or (c);

(b) Budget estimates to the end of the month to which the statement relates;
(c) Actual amounts of expenditure, revenue and income to the end of the month to which the statement relates;
(d) Material variances between the comparable amounts referred to in paragraphs (b) and (c); and
(e) The net current assets at the end of the month to which the statement relates.

(2) Each statement of financial activity is to be accompanied by documents containing -
(a) An explanation of the composition of the net current assets of the month to which the statement relates, less committed assets and restricted assets;
(b) An explanation of each of the material variances referred to in sub regulation (1) (d); and
(c) Such other supporting information as is considered relevant by the local government.

(3) The information in a statement of financial activity may be shown -
(a) According to nature and type classification;
(b) By program; or
(c) By business unit.

(4) A statement of financial activity, and the accompanying documents referred to in sub regulation (2), is to be -
(a) Presented to the council -
(i) At the next ordinary meeting of the council following the end of the month to which the statement relates; or
(ii) if the statement is not prepared in time to present it to the meeting referred to in subparagraph (i), to the next ordinary meeting of the council after that meeting; and
(b) Recorded in the minutes of the meeting at which it is presented.

(5) Each financial year, a local government is to adopt a percentage or value, calculated in accordance with AAS 5, to be used in statements of financial activity for reporting material variances.

Policy Implications
There are no policy implications.

Financial Implications
The report and Officer recommendation is consistent with Council's adopted Budget 2024/25.

Strategic Implications
Business as usual.

Risk Implications

Risk:	Failure to monitor the Shire's ongoing financial performance would increase the risk of a negative impact on the Shire's financial position. As the monthly report is a legislative requirement, non-compliance may result in a qualified audit.		
Consequence Theme:	Reputational / Compliance	**Impact:**	Minor
Consequence:	Low impact, a small number of complaints. Some temporary non-compliance		
Likelihood Rating:	Unlikely	**Risk Matrix:**	Low (4)
Action Plan:	Risk is acceptable with adequate controls, managed by routine procedures and subject to annual monitoring.		

Voting Requirements:
Simple Majority

Officers Recommendation:

That with respect to the Monthly Statements of Financial Activity for the month ending 30 June 2025 be accepted and material variances be noted.

Moved: _____ Seconded: _____

SHIRE OF PINGELLY

MONTHLY FINANCIAL REPORT

(Containing the required statement of financial activity and statement of financial position)

For the period ended 30 June 2025

LOCAL GOVERNMENT ACT 1995
LOCAL GOVERNMENT (FINANCIAL MANAGEMENT) REGULATIONS 1996

TABLE OF CONTENTS

Statement of Financial Activity		2
Statement of Financial Position		3
Note 1	Basis of Preparation	4
Note 2	Net Current Assets Information	5
Note 3	Explanation of Material Variances	6

SHIRE OF PINGELLY
STATEMENT OF FINANCIAL ACTIVITY
FOR THE PERIOD ENDED 30 JUNE 2025

	Note	Adopted Budget Estimates (a)	YTD Budget Estimates (b)	YTD Actual (c)	Variance* $ (c) - (b)	Variance* % ((c) - (b))/(b)	Var.
		$	$	$	$	%	
OPERATING ACTIVITIES							
Revenue from operating activities							
General rates		2,522,432	2,522,431	**2,514,615**	(7,816)	(0.31%)	
Grants, subsidies and contributions		912,739	912,739	**1,558,869**	646,130	70.79%	▲
Fees and charges		432,951	432,951	**446,858**	13,907	3.21%	
Interest revenue		81,226	81,226	**106,720**	25,494	31.39%	▲
Other revenue		95,881	95,881	**201,380**	105,499	110.03%	▲
Profit on asset disposals		22,849	22,849	**3,110**	(19,739)	(86.39%)	▼
		4,068,078	**4,068,077**	**4,831,552**	763,475	18.77%	
Expenditure from operating activities							
Employee costs		(2,310,252)	(2,310,252)	**(2,227,453)**	82,799	3.58%	
Materials and contracts		(2,285,589)	(2,285,589)	**(1,651,956)**	633,633	27.72%	▲
Utility charges		(178,870)	(178,870)	**(212,841)**	(33,971)	(18.99%)	▼
Depreciation		(3,286,121)	(3,286,121)	**(3,298,036)**	(11,915)	(0.36%)	
Finance costs		(101,719)	(101,719)	**(55,111)**	46,608	45.82%	▲
Insurance		(224,601)	(224,601)	**(231,417)**	(6,816)	(3.03%)	
Other expenditure		(92,311)	(92,311)	**(66,760)**	25,551	27.68%	▲
Loss on asset disposals		(53,220)	(53,220)	**(73,502)**	(20,282)	(38.11%)	▼
		(8,532,683)	**(8,532,683)**	**(7,817,076)**	715,607	8.39%	
Non cash amounts excluded from operating activities	2(c)	3,316,492	3,316,492	**3,365,185**	48,693	1.47%	
Amount attributable to operating activities		**(1,148,113)**	**(1,148,114)**	**379,661**	1,527,775	133.07%	
INVESTING ACTIVITIES							
Inflows from investing activities							
Proceeds from capital grants, subsidies and contributions		2,851,614	2,851,614	**1,586,649**	(1,264,965)	(44.36%)	▼
Proceeds from disposal of assets		232,750	155,000	**160,115**	5,115	3.30%	
Proceeds from financial assets at amortised cost - self supporting loans		33,410	21,917	**21,917**	0	0.00%	
		3,117,774	**3,028,531**	**1,768,681**	(1,259,850)	(41.60%)	
Outflows from investing activities							
Payments for property, plant and equipment		(2,143,785)	(2,143,785)	**(1,536,013)**	607,772	28.35%	▲
Payments for construction of infrastructure		(2,040,228)	(2,040,228)	**(1,247,985)**	792,243	38.83%	▲
		(4,184,013)	**(4,184,013)**	**(2,783,997)**	1,400,016	33.46%	
Amount attributable to investing activities		**(1,066,239)**	**(1,155,482)**	**(1,015,317)**	140,165	12.13%	
FINANCING ACTIVITIES							
Inflows from financing activities							
Proceeds from new borrowings		500,000	500,000	**500,000**	0	0.00%	
Transfer from reserves		140,000	0	**0**	0	0.00%	
		640,000	**500,000**	**500,000**	0	0.00%	
Outflows from financing activities							
Payments for principal portion of lease liabilities		(101,396)	(101,307)	**(101,307)**	0	0.00%	
Repayment of borrowings		(300,821)	(183,577)	**(183,577)**	0	0.00%	
Transfer to reserves		(123,638)	(116,467)	**(116,467)**	0	0.00%	
		(525,855)	**(401,351)**	**(401,351)**	0	0.00%	
Amount attributable to financing activities		**114,145**	**98,649**	**98,649**	0	0.00%	
MOVEMENT IN SURPLUS OR DEFICIT							
Surplus or deficit at the start of the financial year	2(a)	2,100,207	2,100,207	**2,097,761**	(2,446)	(0.12%)	
Amount attributable to operating activities		(1,148,113)	(1,148,114)	**379,661**	1,527,775	133.07%	▲
Amount attributable to investing activities		(1,066,239)	(1,155,482)	**(1,015,317)**	140,165	12.13%	▲
Amount attributable to financing activities		114,145	98,649	**98,649**	0	0.00%	
Surplus or deficit after imposition of general rates		**0**	**(104,740)**	**1,560,754**	1,665,494	1590.12%	▲

KEY INFORMATION

▲▼ Indicates a variance between Year to Date (YTD) Budget and YTD Actual data outside the adopted materiality threshold.
▲ Indicates a variance with a positive impact on the financial position.
▼ Indicates a variance with a negative impact on the financial position.
Refer to Note 3 for an explanation of the reasons for the variance.

This statement is to be read in conjunction with the accompanying notes.

STATEMENT OF FINANCIAL POSITION
FOR THE PERIOD ENDED 30 JUNE 2025

	Actual 30 June 2024	Actual as at 30 June 2025
	$	$
CURRENT ASSETS		
Cash and cash equivalents	4,291,743	2,898,076
Trade and other receivables	617,858	491,960
Inventories	10,066	5,637
TOTAL CURRENT ASSETS	4,919,667	3,395,673
NON-CURRENT ASSETS		
Trade and other receivables	72,645	72,645
Other financial assets	112,191	85,414
Property, plant and equipment	24,113,315	24,672,872
Infrastructure	86,438,615	85,180,716
Right-of-use assets	352,433	306,228
TOTAL NON-CURRENT ASSETS	111,089,199	110,317,875
TOTAL ASSETS	116,008,866	113,713,548
CURRENT LIABILITIES		
Trade and other payables	569,744	154,807
Other liabilities	1,102,952	470,094
Lease liabilities	101,250	78,232
Borrowings	210,018	267,945
Employee related provisions	369,028	281,753
TOTAL CURRENT LIABILITIES	2,352,992	1,252,831
NON-CURRENT LIABILITIES		
Lease liabilities	97,170	18,881
Borrowings	1,556,504	1,815,001
Employee related provisions	41,205	68,562
TOTAL NON-CURRENT LIABILITIES	1,694,879	1,902,444
TOTAL LIABILITIES	4,047,871	3,155,275
NET ASSETS	**111,960,995**	**110,558,273**
EQUITY		
Retained surplus	32,669,468	31,150,282
Reserve accounts	1,121,584	1,218,050
Revaluation surplus	78,169,943	78,169,943
TOTAL EQUITY	**111,960,995**	**110,538,275**

This statement is to be read in conjunction with the accompanying notes.

1 BASIS OF PREPARATION AND MATERIAL ACCOUNTING POLICIES

BASIS OF PREPARATION

This prescribed financial report has been prepared in accordance with the *Local Government Act 1995* and accompanying regulations.

Local Government Act 1995 requirements
Section 6.4(2) of the Local Government Act 1995 read with the *Local Government (Financial Management) Regulations 1996,* prescribe that the financial report be prepared in accordance with the *Local Government Act 1995* and, to the extent that they are not inconsistent with the Act, the Australian Accounting Standards. The Australian Accounting Standards (as they apply to local governments and not-for-profit entities) and Interpretations of the Australian Accounting Standards Board were applied where no inconsistencies exist.

The *Local Government (Financial Management) Regulations 1996* specify that vested land is a right-of-use asset to be measured at cost, and is considered a zero cost concessionary lease. All right-of-use assets under zero cost concessionary leases are measured at zero cost rather than at fair value, except for vested improvements on concessionary land leases such as roads, buildings or other infrastructure which continue to be reported at fair value, as opposed to the vested land which is measured at zero cost. The measurement of vested improvements at fair value is a departure from AASB 16 which would have required the Shire to measure any vested improvements at zero cost.

Local Government (Financial Management) Regulations 1996, regulation 34 prescribes contents of the financial report. Supplementary information does not form part of the financial report.

Accounting policies which have been adopted in the preparation of this financial report have been consistently applied unless stated otherwise. Except for cash flow and rate setting information, the financial report has been prepared on the accrual basis and is based on historical costs, modified, where applicable, by the measurement at fair value of selected non-current assets, financial assets and liabilities.

PREPARATION TIMING AND REVIEW

Date prepared: All known transactions up to 04 May 2025

THE LOCAL GOVERNMENT REPORTING ENTITY
All funds through which the Shire controls resources to carry on its functions have been included in the financial statements forming part of this financial report.

All monies held in the Trust Fund are excluded from the financial statements.

MATERIAL ACCOUNTING POLICES
Material accounting policies utilised in the preparation of these statements are as described within the 2024-25 Annual Budget. Please refer to the adopted budget document for details of these policies.

Critical accounting estimates and judgements
The preparation of a financial report in conformity with Australian Accounting Standards requires management to make judgements, estimates and assumptions that effect the application of policies and reported amounts of assets and liabilities, income and expenses.

The estimates and associated assumptions are based on historical experience and various other factors believed to be reasonable under the circumstances; the results of which form the basis of making the judgements about carrying values of assets and liabilities that are not readily apparent from other sources. Actual results may differ from these estimates.

As with all estimates, the use of different assumptions could lead to material changes in the amounts reported in the financial report.

The following are estimates and assumptions that have a significant risk of causing a material adjustment to the carrying amounts of assets and liabilities within the next financial year and further information on their nature and impact can be found in the relevant note:
- Fair value measurement of assets carried at reportable value including:
  - Property, plant and equipment
  - Infrastructure
- Impairment losses of non-financial assets
- Expected credit losses on financial assets
- Assets held for sale
- Investment property
- Estimated useful life of intangible assets
- Measurement of employee benefits
- Measurement of provisions
- Estimation uncertainties and judgements made in relation to lease

2 NET CURRENT ASSETS INFORMATION

(a) Net current assets used in the Statement of Financial Activity

	Note	Adopted Budget Opening 1 July 2024	Actual as at 30 June 2024	Actual as at 30 June 2025
Current assets		$	$	$
Cash and cash equivalents		3,831,176	4,291,743	2,898,076
Trade and other receivables		1,242,905	617,858	491,960
Inventories			10,066	5,637
		5,074,081	4,919,667	3,395,673
Less: current liabilities				
Trade and other payables		(786,535)	(569,744)	(154,807)
Other liabilities		(192,957)	(1,102,952)	(470,094)
Lease liabilities			(101,250)	(78,232)
Borrowings			(210,018)	(267,945)
Employee related provisions		343,951	(369,028)	(281,753)
		(635,541)	(2,352,992)	(1,252,831)
Net current assets		4,438,540	2,566,675	2,142,842
Less: Total adjustments to net current assets	2(b)	(1,049,009)	(468,914)	(628,451)
Closing funding surplus / (deficit)		**3,389,531**	**2,097,761**	**1,560,754**

(b) Current assets and liabilities excluded from budgeted deficiency

Adjustments to net current assets				
Less: Reserve accounts		(1,105,222)	(1,121,584)	(1,238,051)
Less: Financial assets at amortised cost - self supporting loans			(22,626)	(24,114)
Less: Current Portion of Investments			(5,000)	(5,000)
- Current portion of lease liabilities			101,250	78,232
- Current portion of borrowings			210,018	278,729
- Current portion of employee benefit provisions held in reserve		56,213	369,028	281,753
Total adjustments to net current assets	2(a)	**(1,049,009)**	**(468,914)**	**(628,451)**

(c) Non-cash amounts excluded from operating activities

	Adopted Budget Estimates 30 June 2025	YTD Budget Estimates 30 June 2025	YTD Actual 30 June 2025
	$	$	$
Adjustments to operating activities			
Less: Profit on asset disposals	(22,849)	(22,849)	(3,110)
Add: Loss on asset disposals	53,220	53,220	73,502
Add: Depreciation	3,286,121	3,286,121	3,298,036
Non-cash movements in non-current assets and liabilities:			
- Financial assets at amortised cost - term deposits			24,114
- Employee provisions			(27,357)
Total non-cash amounts excluded from operating activities	**3,316,492**	**3,316,492**	**3,365,185**

CURRENT AND NON-CURRENT CLASSIFICATION

In the determination of whether an asset or liability is current or non-current, consideration is given to the time when each asset or liability is expected to be settled. Unless otherwise stated assets or liabilities are classified as current if expected to be settled within the next 12 months, being the local governments' operational cycle.

AASB 101.10(e) **SHIRE OF PINGELLY**
AASB 101.51 **NOTES TO THE STATEMENT OF FINANCIAL ACTIVITY**
AASB 101.112 **FOR THE PERIOD ENDED 30 JUNE 2025**

FM Reg 34 (2)(b)

3 EXPLANATION OF MATERIAL VARIANCES

The material variance thresholds are adopted annually by Council as an indicator of whether the actual expenditure or revenue varies from the year to date actual materially.
The material variance adopted by Council for the 2024-25 year is $10,000 and 10.00% whichever is the greater.

Description	Var. $	Var. %	
	$	%	
Revenue from operating activities			
Grants, subsidies and contributions	**646,130**	**70.79%**	▲
Interest revenue	**25,494**	**31.39%**	▲
Other revenue	**105,499**	**110.03%**	▲
Profit on asset disposals	**(19,739)**	**(86.39%)**	▼
Expenditure from operating activities			
Materials and contracts	**633,633**	**27.72%**	▲
Utility charges	**(33,971)**	**(18.99%)**	▼
Finance costs	**46,608**	**45.82%**	▲
Other expenditure	**25,551**	**27.68%** Timing	▲
Loss on asset disposals	**(20,282)**	**(38.11%)**	▼
Inflows from investing activities			
Proceeds from capital grants, subsidies and contributions	**(1,264,965)**	**(44.36%)**	▼
Outflows from investing activities			
Payments for property, plant and equipment	**607,772**	**28.35%**	▲
Payments for construction of infrastructure	**792,243**	**38.83%**	▲
Surplus or deficit after imposition of general rates	**1,665,494**	**1590.12%**	▲

SHIRE OF PINGELLY

SUPPLEMENTARY INFORMATION

TABLE OF CONTENTS

1	Key Information	2
2	Key Information - Graphical	3
3	Cash and Financial Assets	4
4	Reserve Accounts	5
5	Capital Acquisitions	6
6	Disposal of Assets	8
7	Receivables	9
8	Other Current Assets	10
9	Payables	11
10	Borrowings	12
11	Lease Liabilities	13
12	Other Current Liabilities	14
13	Grants and contributions	15
14	Capital grants and contributions	16
15	Trust Fund	17

BASIS OF PREPARATION - SUPPLEMENTARY INFORMATION

Supplementary information is presented for information purposes. The information does not comply with the disclosure requirements of the Australian Accounting Standards.

1 KEY INFORMATION

Funding Surplus or Deficit Components

Funding surplus / (deficit)

	Adopted Budget	YTD Budget (a)	YTD Actual (b)	Var. $ (b)-(a)
Opening	$2.10 M	$2.10 M	$2.10 M	($0.00 M)
Closing	$0.00 M	($0.10 M)	$1.56 M	$1.67 M

Refer to Statement of Financial Activity

Cash and cash equivalents

	$2.90 M	% of total
Unrestricted Cash	$1.66 M	57.3%
Restricted Cash	$1.24 M	42.7%

Refer to 3 - Cash and Financial Assets

Payables

	$0.15 M	% Outstanding
Trade Payables	($0.00 M)	
0 to 30 Days		96.8%
Over 30 Days		3.2%
Over 90 Days		3.2%

Refer to 9 - Payables

Receivables

	$0.21 M	% Collected
Rates Receivable	$0.28 M	93.1%
Trade Receivable	$0.21 M	% Outstanding
Over 30 Days		6.2%
Over 90 Days		0.5%

Refer to 7 - Receivables

Key Operating Activities

Amount attributable to operating activities

Adopted Budget	YTD Budget (a)	YTD Actual (b)	Var. $ (b)-(a)
($1.15 M)	($1.15 M)	$0.38 M	$1.53 M

Refer to Statement of Financial Activity

Rates Revenue

		% Variance
YTD Actual	$2.51 M	
YTD Budget	$2.52 M	(0.3%)

Grants and Contributions

		% Variance
YTD Actual	$1.56 M	
YTD Budget	$0.91 M	70.8%

Refer to 13 - Grants and Contributions

Fees and Charges

		% Variance
YTD Actual	$0.45 M	
YTD Budget	$0.43 M	3.2%

Refer to Statement of Financial Activity

Key Investing Activities

Amount attributable to investing activities

Adopted Budget	YTD Budget (a)	YTD Actual (b)	Var. $ (b)-(a)
($1.07 M)	($1.16 M)	($1.02 M)	$0.14 M

Refer to Statement of Financial Activity

Proceeds on sale

		%
YTD Actual	$0.16 M	
Adopted Budget	$0.23 M	(31.2%)

Refer to 6 - Disposal of Assets

Asset Acquisition

		% Spent
YTD Actual	$1.25 M	
Adopted Budget	$2.04 M	(38.8%)

Refer to 5 - Capital Acquisitions

Capital Grants

		% Received
YTD Actual	$1.59 M	
Adopted Budget	$2.85 M	(44.4%)

Refer to 5 - Capital Acquisitions

Key Financing Activities

Amount attributable to financing activities

Adopted Budget	YTD Budget (a)	YTD Actual (b)	Var. $ (b)-(a)
$0.11 M	$0.10 M	$0.10 M	$0.00 M

Refer to Statement of Financial Activity

Borrowings

Principal repayments	($0.18 M)
Interest expense	($0.05 M)
Principal due	$2.08 M

Refer to 10 - Borrowings

Reserves

Reserves balance	$1.24 M
Net Movement	$0.12 M

Refer to 4 - Cash Reserves

Lease Liability

Principal repayments	$0.10 M
Interest expense	$0.01 M
Principal due	$0.10 M

Refer to Note 11 - Lease Liabilites

This information is to be read in conjunction with the accompanying Financial Statements and notes.

2 KEY INFORMATION - GRAPHICAL

OPERATING ACTIVITIES

OPERATING REVENUE

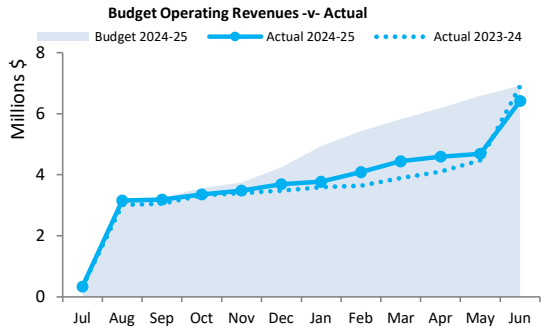

OPERATING EXPENSES

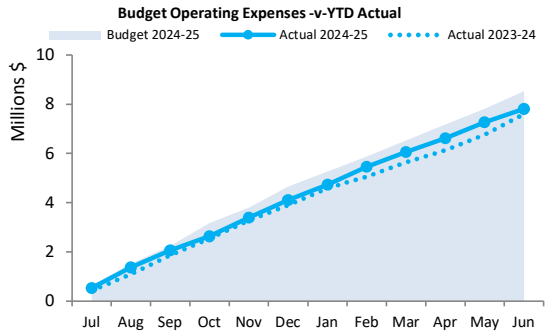

INVESTING ACTIVITIES

CAPITAL REVENUE

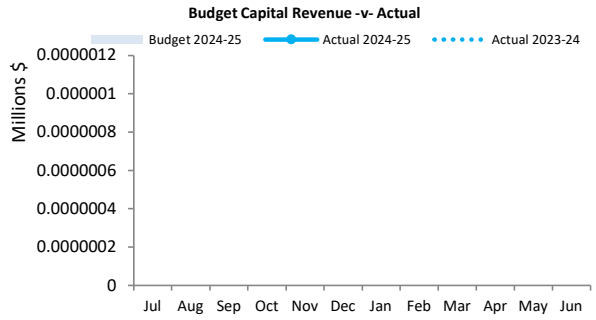

CAPITAL EXPENSES

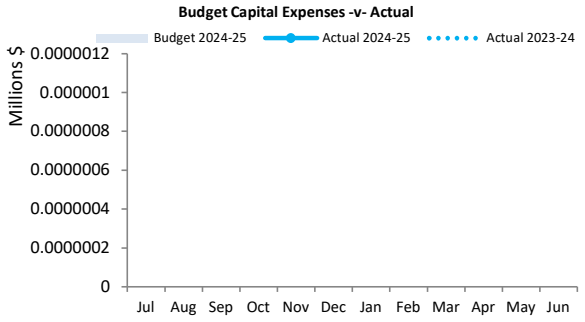

FINANCING ACTIVITIES

BORROWINGS

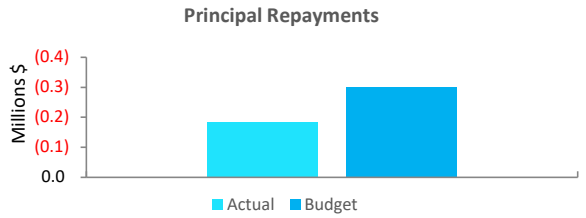

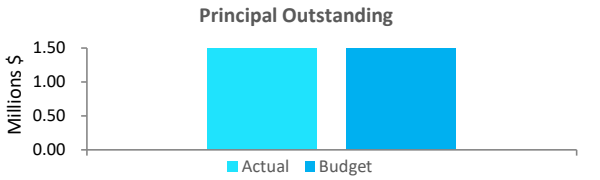

RESERVES

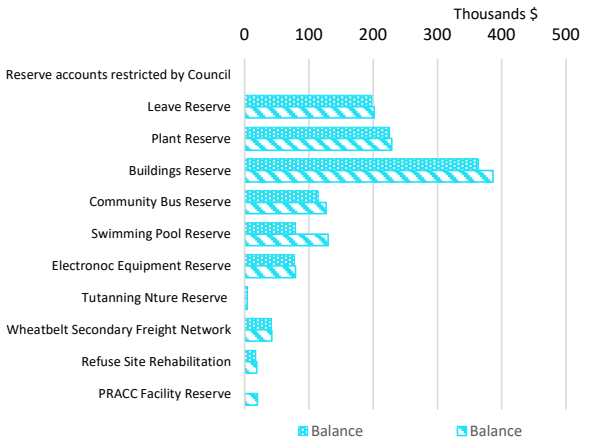

Closing funding surplus / (deficit)

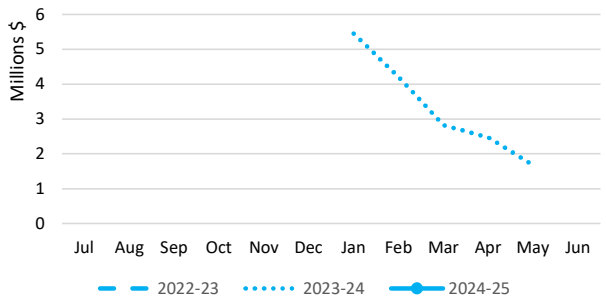

This information is to be read in conjunction with the accompanying Financial Statements and Notes.

3 CASH AND FINANCIAL ASSETS AT AMORTISED COST

Description	Classification	Unrestricted	Reserve Accounts	Total	Trust	Institution	Interest Rate	Maturity Date
		$	$	$	$			
Cash at Municipal Bank		1,608,861		1,608,861				
Till Float SES		50		50				
Till Float Office		200		200				
Petty cash on hand - office		300		300				
Reserve Fund Bank		0	1,238,050	1,238,050				
Trust fund bank - Other		45,615		45,615	45,615			
Shares		5,000		5,000				
Total		**1,660,026**	**1,238,050**	**2,898,076**	**45,615**			
Comprising								
Cash and cash equivalents		1,660,026	1,238,050	2,898,076	45,615			
		1,660,026	**1,238,050**	**2,898,076**	**45,615**			

KEY INFORMATION

Cash and cash equivalents include cash on hand, cash at bank, deposits available on demand with banks and other short term highly liquid investments with original maturities of three months or less that are readily convertible to known amounts of cash and which are subject to an insignificant risk of changes in value.

Bank overdrafts are reported as short term borrowings in current liabilities in the statement of net current assets.

The local government classifies financial assets at amortised cost if both of the following criteria are met:

- the asset is held within a business model whose objective is to collect the contractual cashflows, and
- the contractual terms give rise to cash flows that are solely payments of principal and interest.

Financial assets at amortised cost held with registered financial institutions are listed in this note other financial assets at amortised cost are provided in Note 8 - Other assets.

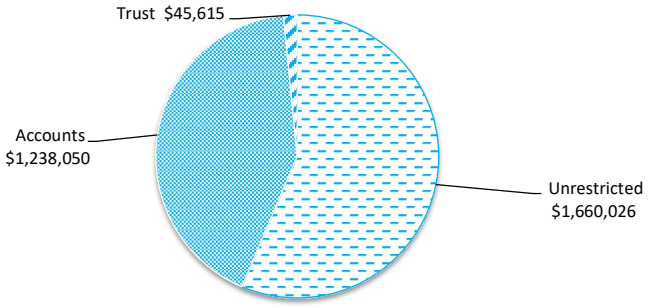

4 RESERVE ACCOUNTS

	Budget				Actual			
Reserve account name	Opening Balance	Transfers In (+)	Transfers Out (-)	Closing Balance	Opening Balance	Transfers In (+)	Transfers Out (-)	Closing Balance
	$	$	$	$	$	$	$	$
Reserve accounts restricted by Council								
Leave Reserve	198,312	1,236	0	199,548	198,312	3,494	0	201,806
Plant Reserve	225,373	1,629	(140,000)	87,002	225,373	3,970	0	229,343
Buildings Reserve	364,146	29,521	0	393,667	364,146	22,124	0	386,270
Community Bus Reserve	114,679	11,470	0	126,149	114,679	12,020	0	126,699
Swimming Pool Reserve	78,597	51,109	0	129,706	78,597	51,385	0	129,982
Electronoc Equipment Reserve	77,764	1,664	0	79,428	77,764	1,370	0	79,134
Tutanning Nture Reserve	3,695	121	0	3,816	3,695	65	0	3,760
Wheatbelt Secondary Freight Network	41,525	5,341	0	46,866	41,525	732	0	42,257
Refuse Site Rehabilitation	17,493	1,547	0	19,040	17,493	1,308	0	18,801
PRACC Facility Reserve	0	20,000	0	20,000	0	20,000	0	20,000
	1,121,584	**123,638**	**(140,000)**	**1,105,222**	**1,121,584**	**116,467**	**0**	**1,238,051**

5 CAPITAL ACQUISITIONS

Capital acquisitions		Adopted Budget	YTD Budget	YTD Actual	YTD Variance
		$	$	$	$
Buildings - non-specialised	**130**	1,246,194	1,246,194	1,035,279	(210,915)
Plant and equipment	**134**	897,591	897,591	500,734	(396,857)
Acquisition of property, plant and equipment		**2,143,785**	**2,143,785**	**1,536,013**	**(607,772)**
Infrastructure - roads	**136**	1,266,451	1,266,451	916,112	(350,339)
Infrastructure - Kerbs & Drainage	**167**	23,000	23,000	0	(23,000)
Infrastructure - Parks & Ovals	**169**	750,777	750,777	331,872	(418,905)
Acquisition of infrastructure		**2,040,228**	**2,040,228**	**1,247,985**	**(792,243)**
Total of PPE and Infrastructure.		**4,184,013**	**4,184,013**	**2,783,997**	**(1,400,016)**
Total capital acquisitions		**4,184,013**	**4,184,013**	**2,783,997**	**(1,400,016)**
Capital Acquisitions Funded By:					
Capital grants and contributions		2,851,614	2,851,614	1,586,649	(1,264,965)
Borrowings		500,000	500,000	500,000	0
Other (disposals & C/Fwd)		232,750	155,000	160,115	5,115
Reserve accounts					
Plant Reserve		140,000		0	0
Contribution - operations		459,649	677,399	537,234	(140,165)
Capital funding total		**4,184,013**	**4,184,013**	**2,783,997**	**(1,400,016)**

KEY INFORMATION

Initial recognition

An item of property, plant and equipment or infrastructure that qualifies for recognition as an asset is measured at its cost.

Upon initial recognition, cost is determined as the amount paid (or other consideration given) to acquire the assets, plus costs incidental to the acquisition. The cost of non-current assets constructed by the Shire includes the cost of all materials used in construction, direct labour on the project and an appropriate proportion of variable and fixed overheads. For assets acquired at zero cost or otherwise significantly less than fair value, cost is determined as fair value at the date of acquisition.

Assets for which the fair value as at the date of acquisition is under $5,000 are not recognised as an asset in accordance with *Local Government (Financial Management) Regulation 17A(5).* These assets are expensed immediately.

Where multiple individual low value assets are purchased together as part of a larger asset or collectively forming a larger asset exceeding the threshold, the individual assets are recognised as one asset and capitalised.

Individual assets that are land, buildings and infrastructure acquired between scheduled revaluation dates of the asset class in accordance with the Shire's revaluation policy, are recognised at cost and disclosed as being at reportable value.

Measurement after recognition

Plant and equipment including furniture and equipment and right-of-use assets (other than vested improvements) are measured using the cost model as required under *Local Government (Financial Management) Regulation 17A(2).* Assets held under the cost model are carried at cost less accumulated depreciation and any impairment losses being their reportable value.

Reportable Value

In accordance with *Local Government (Financial Management) Regulation 17A(2),* the carrying amount of non-financial assets that are land and buildings classified as property, plant and equipment, investment properties, infrastructure or vested improvements that the local government controls.

Reportable value is for the purpose of *Local Government (Financial Management) Regulation 17A(4)* is the fair value of the asset at its last valuation date minus (to the extent applicable) the accumulated depreciation and any accumulated impairment losses in respect of the non-financial asset subsequent to its last valuation date.

5 CAPITAL ACQUISITIONS (CONTINUED) - DETAILED

Capital expenditure total
Level of completion indicators

0%
20%
40%
60%
80%
100%
Over 100%

Percentage Year to Date Actual to Annual Budget expenditure where the expenditure over budget highlighted in red.

	Account Description	Adopted Budget	YTD Budget	YTD Actual	Variance (Under)/Over
		$	$	$	$
BFB02	West Pingelly Fire Shed Grant Funded Expense	$704,457.00	$704,457.00	$254,450.86	
BFB03	East Pingelly Fire Shed Grant Funded Expense	$519,737.00	$519,737.00	$750,537.28	(230,800)
0595	PLANT PURCHASE - SCHEDULE 5 BFB	$0.00	$0.00	$56,071.43	(56,071)
EP001	Pracc Generator	$53,791.00	$53,791.00	$0.00	53,791
EP020	Capex Truck 24/25 Budget	$320,000.00	$320,000.00	$0.00	
EP021	Capex - Capex Grader 24/25 Budget	$300,000.00	$300,000.00	$286,600.00	13,400
EP022	Capex - Bogey Trailer Budget 24/25	$10,000.00	$10,000.00	$7,000.00	
EP023	Capex - Excavator 24/25 Budget	$91,000.00	$91,000.00	$91,000.00	0
EP025	Capex - Tag Along Trailer 24/25 Budget	$22,800.00	$22,800.00	$60,062.50	(37,263)
4APE	CAPEX - ADMIN PLANT PURCHASES	$100,000.00	$100,000.00	$0.00	
CB42	Yenellin Road - Expenditure (Lrci 4 Roads Grant Funded)	$76,877.00	$76,877.00	$72,802.44	4,075
CC13	Madill Road - Council Constr	$0.00	$0.00	$1,106.36	(1,106)
CC15	Napping Pool Road - Council Constr	$163,488.00	$163,488.00	$138,369.84	25,118
CC160	Heavy Vehicle Rest Area	$50,000.00	$50,000.00	$0.00	
CC26	South Kweda Road - Council Constr	$91,269.00	$91,269.00	$71,786.91	19,482
RRG08	Wickepin Pingelly Rd 0-.45 4.8-5.3 6.3-636 10.16-10.91 Expenditure (Rr	$515,786.00	$515,786.00	$516,694.64	(909)
RRG10	Capex - Rrg North Bannister Pingelly Road	$165,000.00	$165,000.00	$2,549.08	
CC131	Aviation Street - Council Constr	$204,031.00	$204,031.00	$112,232.84	91,798
CC133	Marconi Street - Council Constr	$0.00	$0.00	$570.02	(570)
IP006	Capex - Infra Parks & Ovals	$33,302.00	$33,302.00	$6,746.89	26,555
IP008	Youth Precinct	$717,475.00	$717,475.00	$325,125.59	
AB01	Admin Building Improvements	$0	$0	$3,000	(3,000)
11PW	CAPEX - PRACC WORKS - SCHEDULE 11	$22,000.00	$22,000.00	$0.00	22,000
DR87	Drainage Paragon & Quiver Streets	$23,000.00	$23,000.00	$0.00	
		$0	$0	$0	0
		4,184,013	**4,184,013**	**2,756,707**	**(73,500)**

6 DISPOSAL OF ASSETS

		Budget				YTD Actual			
Asset Ref.	Asset description	Net Book Value	Proceeds	Profit	(Loss)	Net Book Value	Proceeds	Profit	(Loss)
		$	$	$	$	$	$	$	$
	Plant and equipment								
PDTS1	EMCS Vehicle	4,822	20,000	15,178	0			0	0
EMT1	CEO Vehicle	31,288	32,750	1,462	0			0	0
PBH3	2015 Komatsu Backhoe	73,865	55,000	0	(18,865)	67,706	31,663	0	(36,043)
PG7	2014 Cat Grader	134,355	100,000	0	(34,355)	135,820	98,361	0	(37,458)
PT13	2007 Fuso Truck	18,791	25,000	6,209	0			0	0
PT23	Haulmark Side Tipper			0	0	26,981	28,182	1,201	0
PPH2	Digga & Attach			0	0	0	1,909	1,909	0
		263,121	**232,750**	**22,849**	**(53,220)**	**230,507**	**160,115**	**3,110**	**(73,501)**

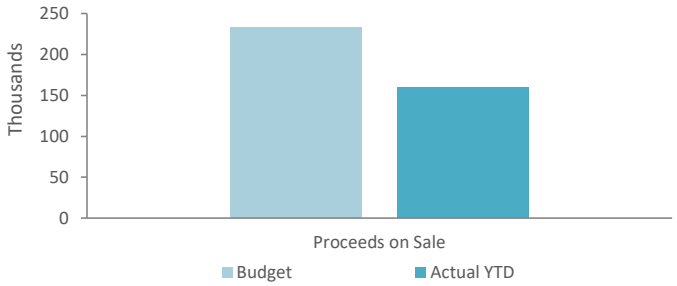

7 RECEIVABLES

Rates receivable	30 June 2024	30/06/2025
	$	$
Opening arrears previous year		181,044
Levied this year		2,514,615
Less - collections to date	181,044	(2,509,031)
Gross rates collectable	**181,044**	**186,628**
Allowance for impairment of rates receivable		90,867
Net rates collectable	**181,044**	**277,495**
% Collected	0.0%	93.1%

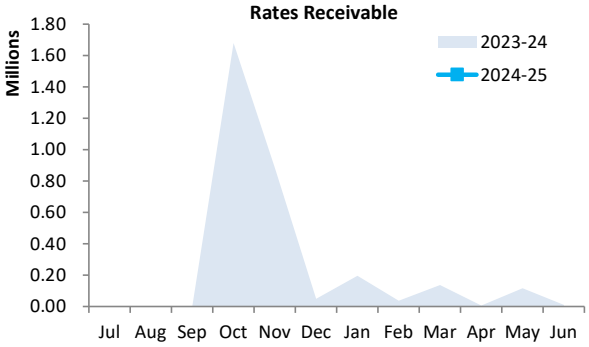

Receivables - general	Credit	Current	30 Days	60 Days	90+ Days	Total
	$	$	$	$	$	$
Receivables - general	0	34,200	675	1,396	171	36,442
Percentage	0.0%	93.8%	1.9%	3.8%	0.5%	
Balance per trial balance						
Trade receivables						91,205
GST receivable						96,223
PrePayments						2,923
SSL Current						24,114
Total receivables general outstanding						**214,465**

Amounts shown above include GST (where applicable)

KEY INFORMATION

Trade and other receivables include amounts due from ratepayers for unpaid rates and service charges and other amounts due from third parties for goods sold and services performed in the ordinary course of business.

Trade receivables are recognised at original invoice amount less any allowances for uncollectable amounts (i.e. impairment). The carrying amount of net trade receivables is equivalent to fair value as it is due for settlement within 30 days.

Classification and subsequent measurement

Receivables which are generally due for settlement within 30 days except rates receivables which are expected to be collected within 12 months are classified as current assets. All other receivables such as, deferred pensioner rates receivable after the end of the reporting period are classified as non-current assets.

Trade and other receivables are held with the objective to collect the contractual cashflows and therefore the Shire measures them subsequently at amortised cost using the effective interest rate method.

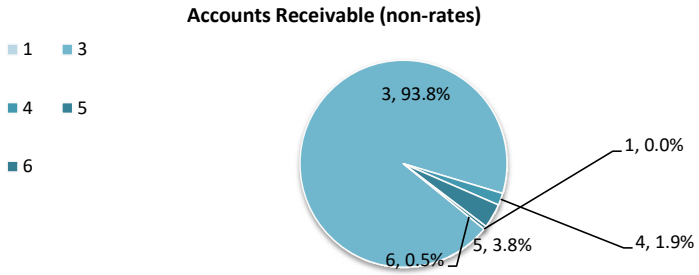

8 OTHER CURRENT ASSETS

Other current assets	Opening Balance 1 July 2024	Asset Increase	Asset Reduction	Closing Balance 30 June 2025
	$	$	$	$
Inventory				
Fuels & Oils	10,066	6,337		5,637
Total other current assets	**10,066**	**6,337**	**0**	**5,637**
Amounts shown above include GST (where applicable)	Opening balance plus movement doesn't equal closing balance			

KEY INFORMATION

Inventory
Inventories are measured at the lower of cost and net realisable value.
Net realisable value is the estimated selling price in the ordinary course of business less the estimated costs of completion and the estimated costs necessary to make the sale.

9 PAYABLES

Payables - general	Credit	Current	30 Days	60 Days	90+ Days	Total
	$	$	$	$	$	$
Payables - general	0	31,269	0	0	1,035	32,304
Percentage	0.0%	96.8%	0.0%	0.0%	3.2%	
Balance per trial balance						
Sundry creditors						(2,368)
ATO liabilities						41,521
Accrued Expenses						20,526
Bonds & Deposits Held in Municipal						45,615
Other payables [describe]						2,603
Income in Advance						46,910
Total payables general outstanding						**154,807**

Amounts shown above include GST (where applicable)

KEY INFORMATION

Trade and other payables represent liabilities for goods and services provided to the Shire prior to the end of the period that are unpaid and arise when the Shire becomes obliged to make future payments in respect of the purchase of these goods and services. The amounts are unsecured, are recognised as a current liability and are normally paid within 30 days of recognition.
The carrying amounts of trade and other payables are considered to be the same as their fair values, due to their short-term nature.

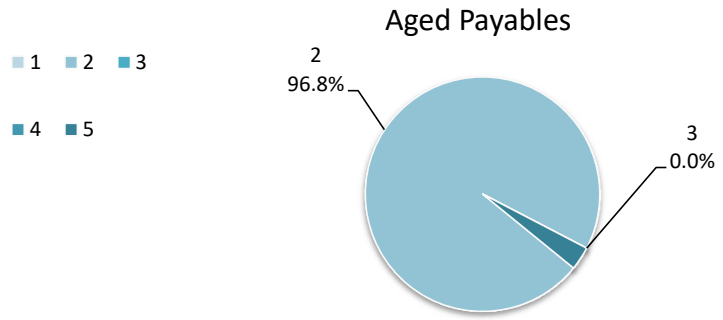

10 BORROWINGS

Repayments - borrowings

Information on borrowings			New Loans		Principal Repayments		Principal Outstanding		Interest Repayments	
Particulars	**Loan No.**	**1 July 2024**	**Actual**	**Budget**	**Actual**	**Budget**	**Actual**	**Budget**	**Actual**	**Budget**
		$	$	$	$	$	$	$	$	$
Recreation & Cultural Centre	123	$1,683,299			($116,508)	($176,607)	$1,566,791	$1,506,692	($34,034)	$67,201
Transport Fleet Replacement	125	$0	$500,000.00	$500,000.00	($45,152)	($90,804)	$454,848	$409,196	($11,231)	$22,771
		1,683,299	500,000	500,000	(161,660)	(267,411)	2,021,639	1,915,888	(45,265)	89,972
Self supporting loans										
Pingelly Cottage Homes		83,223	0	0	(21,917)	(33,410)	61,306	49,813	(2,318)	4,327
		83,223	0	0	(21,917)	(33,410)	61,306	49,813	(2,318)	4,327
Total		**1,766,522**	**500,000**	**500,000**	**(183,577)**	**(300,821)**	**2,082,945**	**1,965,701**	**(47,583)**	**94,299**
Current borrowings		(234,001)					267,945			
Non-current borrowings		2,500,523					1,815,000			
		2,266,522					**2,082,945**			

All debenture repayments were financed by general purpose revenue.
Self supporting loans are financed by repayments from third parties.

New borrowings 2024-25

Particulars	Amount Borrowed Actual	Amount Borrowed Budget	Institution	Loan Type	Term Years	Total Interest & Charges	Interest Rate	Amount (Used) Actual	Amount (Used) Budget	Balance Unspent
	$	$				$	%	$	$	$
Transport Fleet Replacement	500,000	500,000	WATC	P&I	5		4.54	0	500,000	500,000

KEY INFORMATION
The City has elected to recognise borrowing costs as an expense when incurred regardless of how the borrowings are applied.

Fair values of borrowings are not materially different to their carrying amounts, since the interest payable on those borrowings is either close to current market rates or the borrowings are of a short term nature.

11 LEASE LIABILITIES

Movement in carrying amounts

Information on leases			New Leases		Principal Repayments		Principal Outstanding		Interest Repayments	
Particulars	**Lease No.**	**1 July 2024**	**Actual**	**Budget**	**Actual**	**Budget**	**Actual**	**Budget**	**Actual**	**Budget**
		$	**$**	**$**	**$**	**$**	**$**	**$**	**$**	**$**
Photocopier		9,584			3,577	3,742	6,007	5,842	431	265
Solar System Admin Centre		1,880			1,880	1,880	0	0	38	38
Server Lease		14,768			9,721	9,703	5,047	5,065	567	567
CCTV Server Lease		8,014			4,476	4,476	3,538	3,538	383	383
Grader Lease		108,412			64,377	64,377	44,035	44,035	2,443	2,443
Loader Lease		55,763			17,276	17,218	38,487	38,545	3,667	3,724
Total		**198,421**	**0**	**0**	**101,307**	**101,396**	**97,114**	**97,025**	**7,529**	**7,420**
Current lease liabilities		101,250					78,232			
Non-current lease liabilities		97,170					18,881			
		198,420					**97,113**			

All lease repayments were financed by general purpose revenue.

KEY INFORMATION

At inception of a contract, the Shire assesses if the contract contains or is a lease. A contract is or contains a lease, if the contract conveys the right to control the use of an identified asset for a period of time in exchange for consideration. At the commencement date, a right of use asset is recognised at cost and lease liability at the present value of the lease payments that are not paid at that date. The lease payments are discounted using that date. The lease payments are discounted using the interest rate implicit in the lease, if that rate can be readily determined. If that rate cannot be readily determined, the Shire uses its incremental borrowing rate.

All contracts classified as short-term leases (i.e. a lease with a remaining term of 12 months or less) and leases of low value assets are recognised as an operating expense on a straight-line basis over the term of the lease.

12 OTHER CURRENT LIABILITIES

Other current liabilities	Note	Opening Balance 1 July 2024	Liability transferred from/(to) non current	Liability Increase	Liability Reduction	Closing Balance 30 June 2025
		$	$	$	$	$
Other liabilities						
Contract liabilities		1,044,702	0		(153,086)	294,117
Capital grant/contributions liabilities		58,250	0	117,727	0	175,977
Total other liabilities		1,102,952	0	117,727	(153,086)	470,094
Employee Related Provisions						
Provision for annual leave		179,258	0			171,994
Provision for long service leave		189,770	(27,357)			109,759
Total Provisions		369,028	(27,357)	0	0	281,753
Total other current liabilities		**1,471,980**	**(27,357)**	**117,727**	**(153,086)**	**751,847**
Amounts shown above include GST (where applicable)		Opening balance plus movement doesn't equal closing balance				

A breakdown of contract liabilities and associated movements is provided on the following pages at Note 13 and 14

KEY INFORMATION

Provisions

Provisions are recognised when the Shire has a present legal or constructive obligation, as a result of past events, for which it is probable that an outflow of economic benefits will result and that outflow can be reliably measured.
Provisions are measured using the best estimate of the amounts required to settle the obligation at the end of the reporting period.

Employee Related Provisions

Short-term employee benefits

Provision is made for the Shire's obligations for short-term employee benefits. Short-term employee benefits are benefits (other than termination benefits) that are expected to be settled wholly before 12 months after the end of the annual reporting period in which the employees render the related service, including wages, salaries and sick leave. Short-term employee benefits are measured at the (undiscounted) amounts expected to be paid when the obligation is settled.
The Shire's obligations for short-term employee benefits such as wages, salaries and sick leave are recognised as a part of current trade and other payables in the calculation of net current assets.

Other long-term employee benefits

The Shire's obligations for employees' annual leave and long service leave entitlements are recognised as employee related provisions in the statement of financial position.

Long-term employee benefits are measured at the present value of the expected future payments to be made to employees. Expected future payments incorporate anticipated future wage and salary levels, durations of service and employee departures and are discounted at rates determined by reference to market yields at the end of the reporting period on government bonds that have maturity dates that approximate the terms of the obligations. Any remeasurements for changes in assumptions of obligations for other long-term employee benefits are recognised in profit or loss in the periods in which the changes occur. The Shire's obligations for long-term employee benefits are presented as non-current provisions in its statement of financial position, except where the Shire does not have an unconditional right to defer settlement for at least 12 months after the end of the reporting period, in which case the obligations are presented as current provisions.

Contract liabilities

An entity's obligation to transfer goods or services to a customer for which the entity has received consideration (or the amount is due) from the customer.

Capital grant/contribution liabilities

Grants to acquire or construct recognisable non-financial assets to identified specifications be constructed to be controlled by the Shire are recognised as a liability until such time as the Shire satisfies its obligations under the agreement.

13 GRANTS, SUBSIDIES AND CONTRIBUTIONS

Provider	Unspent grant, subsidies and contributions liability					Grants, subsidies and contributions revenue		
	Liability 1 July 2024	Increase in Liability	Decrease in Liability (As revenue)	Liability 30 Jun 2025	Current Liability 30 Jun 2025	Adopted Budget Revenue	YTD Budget	YTD Revenue Actual
	$	$	$	$	$	$	$	$
Grants and subsidies								
GENERAL PURPOSE GRANT FAGS (LGGC)				0		$208,422	208,422	911,812
LOCAL ROADS GRANT FAGS (LGGC)				0		$43,559	43,559	312,032
ESL GRANT - BFB				0		$105,297	105,297	118,101
ESL Grant - SES				0		$32,603	32,603	28,867
GRANTS, CONTRIBUTIONS - AGED & DISABLED SERVICES				0		$1,000	1,000	0
OTHER CULTURE - INCOME				0		$5,000	5,000	8,182
Community Development Operating Grants				0		$0.00	0	1,000
Community Garden Grant				0		$10,000.00	10,000	2,912
Cd Event Income				0		$0.00	0	1,000
MRWA DIRECT GRANT				0		$121,294	121,294	136,849
PINGELLY TRAILS				0		$25,000	25,000	0
				0		$25,000	25,000	0
SMALL GRANTS INCOME - SCH 13				0		$18,250	18,250	0
GRANTS/REIMBURSEMENTS/CONTRIBUTIONS				0		313,814	313,814	34,761
REIMBURSEMENTS OTHERS				0		3,500	3,500	2,398
OTHER INCOME				0		0	0	955
	0	**0**	**0**	**0**	**0**	**912,739**	**912,739**	**1,558,869**

14 CAPITAL GRANTS, SUBSIDIES AND CONTRIBUTIONS

	Capital grant/contribution liabilities					Capital grants, subsidies and contributions revenue		
Provider	Liability 1 July 2024	Increase in Liability	Decrease in Liability (As revenue)	Liability 30 Jun 2025	Current Liability 30 Jun 2025	Adopted Budget Revenue	YTD Budget	YTD Revenue Actual
	$	$	$	$	$	$	$	$
Capital grants and subsidies								
CAPITAL GRANT - DFES				0		1,106,105	1,106,105	483,287
GRANT FUNDING - PRACC GENERATOR				0		23,791	23,791	11,896
WATER SUPPLY PARKS & OVALS WATERCORP GRANT				0		33,302	33,302	0
YOUTH PRECINCT -INCOME LRCI				0		682,766	682,766	325,126
REGIONAL ROAD GROUP FUNDING				0		343,128	343,128	343,132
ROADS TO RECOVERY				0		300,008	300,008	300,008
OTHER GRANTS(NO GST)				0		50,000	50,000	0
Government Grants (GST Exempt)				0		79,504	79,504	0
WHEATBELT SECONDARY FREIGHT NETWORK				0		165,000	165,000	123,200
BALFOUR STREET CONTRIBUTION				0		68,010	68,010	0
	0	**0**	**0**	**0**	**0**	**2,851,614**	**2,851,614**	**1,586,649**

15 TRUST FUND

Funds held at balance date which are required by legislation to be credited to the trust fund and which are not included in the financial statements are as follows:

Description	Opening Balance 1 July 2024	Amount Received	Amount Paid	Closing Balance 30/06/2025
	$	$	$	$
MV Licensing	$2,619	$428,153	($405,236)	**$25,536**
Bonds	$10,819	$2,899	($1,140)	**$12,578**
Sundry	$0	$7,500	$0	**$7,500**
	13,438	**438,552**	**(406,376)**	**45,614**

NOTES TO THE STATEMENT OF FINANCIAL ACTIVITY
FOR THE PERIOD ENDED, 30 JUNE 2025

Variance Reported at Sub Program Level

Prog	Code	NAME	Amended Annual Budget	Amended YTD Budget (a)	YTD Actual (b)	Var. $ (b)-(a)	Var. % (b)-(a)/(a)		Comments
			$	$	$	$	%		
03	01	RATE REVENUE	2,557,376.00	2,557,376.00	2,547,624.52	(9,751)	(0%)		
03	02	GENERAL PURPOSE FUNDING	256,781.00	256,781.00	1,228,167.93	971,387	378%	▲	50% 2025/2026 FAG Grant in Advance
03	03	OTHER GENERAL PURPOSE INCOME	84,929.00	84,929.00	100,186.42	15,257	18%	▲	Interest Greater than anticipated
04	04	MEMBERS OF COUNCIL	0.00	0.00	385.00	385			
05	06	FIRE PREVENTION	1,214,102.00	1,214,102.00	602,638.27	(611,464)	(50%)	▼	DFES Capital Grant
05	07	ANIMAL CONTROL	4,450.00	4,450.00	8,777.75	4,328	97%		
05	08	OTHER LAW,ORDER,PUBLIC SAFETY	346,417.00	346,417.00	63,628.42	(282,789)	(82%)	▼	Grants Not Yet Received
07	11	MATERNAL AND INFANT HEALTH	-11,600.60	-11,600.60	-3,078.69	8,522	(73%)		
07	14	HEALTH INSP AND ADMINISTRATION	2,070.00	2,070.00	2,363.88	294	14%		
07	17	OTHER HEALTH	500.00	500.00	944.00	444	89%		
08	21	OTHER AGED & DISABLED SERVICES	10,765.00	10,765.00	10,982.98	218	2%		
10	25	SANITATION-HOUSEHOLD REFUSE	177,759.10	177,759.10	178,901.44	1,142	1%		
10	26	OTHER SANITATION	56,672.00	56,672.00	60,365.98	3,694	7%		
10	30	TOWN PLANNING & REG DEVELOPMNT	5,000.00	5,000.00	2,009.00	(2,991)	(60%)		
10	31	OTHER COMMUNITY AMENITIES	24,500.00	24,500.00	19,876.74	(4,623)	(19%)		
11	32	PUBLIC HALLS.CIVIC CENTRES	6,000.00	6,000.00	10,495.85	4,496	75%		
11	33	SWIMMING AREAS AND BEACHES	7,500.00	7,500.00	8,402.82	903	12%		
11	34	OTHER RECREATION AND SPORT	753,959.00	753,959.00	344,864.98	(409,094)	(54%)	▼	Youth Precinct Grant
11	36	OTHER CULTURE	16,100.00	16,100.00	26,761.93	10,662	66%	▲	
12	37	CONST. STS,RDS,BRIDGES,DEPOTS	1,126,944.00	1,126,944.00	903,189.00	(223,755)	(20%)	▼	Grant Funding to be Claimed
12	38	MTCE STS,RDS,BRIDGES,DEPOTS	2,157.00	2,157.00	3,870.83	1,714	79%		
12	39	ROAD PLANT PURCHASES	6,209.00	6,209.00	3,109.60	(3,099)	(50%)		
13	45	TOURISM AND AREA PROMOTION	109,200.00	109,200.00	67,970.06	(41,230)	(38%)	▼	Grants Not yet claimed
13	46	BUILDING CONTROL	6,450.00	6,450.00	7,395.66	946	15%		
13	49	OTHER ECONOMIC SERVICES	28,250.00	28,250.00	12,070.26	(16,180)	(57%)	▼	Standpipe Charges Not as anticipated.
04	4A	ADMINISTRATION	94,101.00	94,101.00	159,609.29	65,508	70%	▲	
14	52	PUBLIC WORKS OVERHEADS	2,500.00	2,500.00	2,342.46	(158)	(6%)		
14	56	UNCLASSIFIED	19,000.00	19,000.00	41,266.14	22,266	117%	▲	Insurance Claimes See 14 56 Expenditure
			4,700,220.50	**4,700,220.50**	**4,801,887.90**	**101,667**	**2%**		

Prog	Code	NAME	Amended Annual Budget	Amended YTD Budget (a)	YTD Actual (b)	Var. $ (b)-(a)	Var. % (b)-(a)/(a)		Comments
			$	$	$	$	%		
03	01	RATE REVENUE	(150,834.00)	(150,834.00)	(129,492.43)	21,342	14%	▲	
03	02	GENERAL PURPOSE FUNDING	(126,140.00)	(126,140.00)	(108,057.77)	18,082	14%	▲	
04	04	MEMBERS OF COUNCIL	(385,316.00)	(385,316.00)	(360,567.56)	24,748	6%		
04	05	OTHER GOVERNANCE	(1,500.00)	(1,500.00)	(492.83)	1,007	67%		
05	06	FIRE PREVENTION	(157,452.00)	(157,452.00)	(174,163.33)	(16,711)	(11%)	▼	
05	07	ANIMAL CONTROL	(22,200.00)	(22,200.00)	(22,033.57)	166	1%		
05	08	OTHER LAW,ORDER,PUBLIC SAFETY	(557,942.00)	(557,942.00)	(373,852.96)	184,089	33%	▲	Bushfire Mitigation Activities Down
08	09	EDUCATION	(36,525.00)	(36,525.00)	(46,845.09)	(10,320)	(28%)	▼	
07	11	MATERNAL AND INFANT HEALTH	(11,600.60)	(11,600.60)	(3,078.69)	8,522	73%		
07	14	HEALTH INSP AND ADMINISTRATION	(20,283.00)	(20,283.00)	(20,611.33)	(328)	(2%)		
07	15	PREVENTIVE SVES - PEST CONTROL	(100.00)	(100.00)	0.00	100	100%		
07	16	PREVENTIVE SERVICES - OTHER	(500.00)	(500.00)	0.00	500	100%		
07	17	OTHER HEALTH	(192,529.00)	(192,529.00)	(178,365.47)	14,164	7%		
08	21	OTHER AGED & DISABLED SERVICES	(10,568.00)	(10,568.00)	(9,395.48)	1,173	11%		
08	22	OTHER WELFARE	(63,070.00)	(63,070.00)	(52,902.52)	10,167	16%	▲	
10	25	SANITATION-HOUSEHOLD REFUSE	(233,179.51)	(233,179.51)	(190,784.36)	42,395	18%	▲	All Costs currently lower than anticipated
10	26	OTHER SANITATION	0.00	0.00	(11,459.44)	(11,459)		▼	Bulk Verg Collection
10	29	PROTECTION OF ENVIRONMENT	(34,641.00)	(34,641.00)	(31,664.61)	2,976	9%		
10	30	TOWN PLANNING & REG DEVELOPMNT	(62,403.00)	(62,403.00)	(66,607.44)	(4,204)	(7%)		
10	31	OTHER COMMUNITY AMENITIES	(144,831.25)	(144,831.25)	(114,466.31)	30,365	21%	▲	Cemeteries Expenditure Down
11	32	PUBLIC HALLS.CIVIC CENTRES	(265,088.00)	(265,088.00)	(248,713.07)	16,375	6%		
11	33	SWIMMING AREAS AND BEACHES	(185,383.00)	(185,383.00)	(193,319.47)	(7,936)	(4%)		
11	34	OTHER RECREATION AND SPORT	(580,885.14)	(580,885.14)	(509,311.05)	71,574	12%	▲	
11	35	LIBRARIES	(21,967.00)	(21,967.00)	(18,150.13)	3,817	17%		
11	36	OTHER CULTURE	(836,039.00)	(836,039.00)	(790,806.37)	45,233	5%		
12	38	MTCE STS,RDS,BRIDGES,DEPOTS	(3,624,787.86)	(3,624,787.86)	(3,306,528.41)	318,259	9%		General Expenditure down on anticipated
12	39	ROAD PLANT PURCHASES	(53,220.00)	(53,220.00)	(73,501.84)	(20,282)	(38%)	▼	
13	45	TOURISM AND AREA PROMOTION	(187,915.50)	(187,915.50)	(131,488.75)	56,427	30%	▲	Safe Rd Home & Snake Gully Train Exp Down
13	46	BUILDING CONTROL	(67,511.00)	(67,511.00)	(62,099.52)	5,411	8%		
13	49	OTHER ECONOMIC SERVICES	(349,917.00)	(349,917.00)	(322,540.47)	27,377	8%		
04	4A	ADMINISTRATION	(154,407.92)	(154,407.92)	(211,575.51)	(57,168)	(37%)	▼	
14	50	PRIVATE WORKS	(2,595.00)	(2,595.00)	(9,786.98)	(7,192)	(277%)		
14	52	PUBLIC WORKS OVERHEADS	(768.72)	(768.72)	(33,365.44)	(32,597)	(4240%)	▼	
14	53	PLANT OPERATION COSTS	(0.28)	(0.28)	(16,004.97)	(16,005)	(5715961%)	▼	
14	56	UNCLASSIFIED	(2,183.15)	(2,183.15)	(30,021.56)	(27,838)	(1275%)	▼	Insurance Claimes See 14 56 Income
			(8,544,282.93)	**(8,544,282.93)**	**(7,852,054.73)**	**692,228.20**	**8.10%**		

SHIRE OF PINGELLY
SUPPLEMENTARY INFORMATION
FOR THE PERIOD ENDED 30 JUNE 2025

General rate revenue

				Budget			YTD Actual		
	Rate in $ (cents)	Number of Properties	Rateable Value	Rate Revenue	Reassessed Rate Revenue	Total Revenue	Rate Revenue	Reassessed Rate Revenue	Total Revenue
RATE TYPE				$	$	$	$	$	$
Gross rental value									
GRV General	0.117256	320	4,504,916	528,228		528,228	528,228	(2,795)	525,434
GRV Rural Residential	0.117256	65	985,920	115,605		115,605	115,605	(3,196)	112,409
GRV Commercial Industrial	0.117256	25	418,455	49,066		49,066	49,066	(1,080)	47,986
GRV Townsites	0.117256	13	178,100	20,883		20,883	20,883	965	21,848
Unimproved value									
UV Broadacre Rural	0.005901	218	273,006,000	1,611,008		1,611,008	1,611,008	(1,710)	1,609,298
Sub-Total		**641**	**279,093,391**	**2,324,792**	**0**	**2,324,792**	**2,324,791**	**(7,816)**	**2,316,975**
Minimum payment	**Minimum Rate**								
Gross rental value									
GRV General	1,080.00	61	93,316	65,880		65,880	65,880		65,880
GRV Rural Residential	1,080.00	23	61,550	24,840		24,840	24,840		24,840
GRV Commercial Industrial	1,080.00	16	82,795	17,280		17,280	17,280		17,280
GRV Townsites	1,080.00	7	15,685	7,560		7,560	7,560		7,560
Unimproved value									
UV Broadacre Rural	1,080.00	76	9,228,311	82,080		82,080	82,080		82,080
Sub-total		**137**	**9,481,657**	**197,640**	**0**	**197,640**	**197,640**	**0**	**197,640**
Total general rates			**288,575,048**	**2,522,432**	**0**	**2,522,432**	**2,522,431**	**(7,816)**	**2,514,615**

15.2. Accounts Paid by Authority – June 2025

File Reference:	**ADM0066**
Location:	**Not Applicable**
Applicant:	**Not Applicable**
Author:	**Finance Officer**
Disclosure of Interest:	**Nil**
Attachments:	**List of Accounts for June 2025**
Previous Reference:	**Nil**

Summary

Council is requested to receive the list of accounts paid by authority for the month of June 2025.

Background

In accordance with *Local Government (Financial Management) Regulations 1996 Clause 13*

(1) schedules of all payments made through Council's bank accounts are presented to the Committee and to Council.

Comment

Unless otherwise identified, all payments have been made in accordance with Council's adopted 2024/2025 Budget.

Consultation

Nil

Statutory Environment

Regulation 12 of the *Local Government (Financial Management) Regulations* provides that:

(1) A payment may only be made from the municipal fund or the trust fund —
   (a) if the local government has delegated to the CEO the exercise of its power to make payments from those funds — by the CEO; or
   (b) otherwise, if the payment is authorised in advance by a resolution of the council.

(2) The council must not authorise a payment from those funds until a list prepared under regulation 13(2) containing details of the accounts to be paid has been presented to the council.

Regulation 13 of the *Local Government (Financial Management) Regulations* provides that:

(1) If the local government has delegated to the CEO the exercise of its power to make payments from the municipal fund or the trust fund, a list of accounts paid by the CEO is to be prepared each month showing for each account paid since the last such list was prepared —
   (a) the payee's name;
   (b) the amount of the payment;
   (c) the date of the payment; and
   (d) sufficient information to identify the transaction.

(2) A list of accounts for approval to be paid is to be prepared each month showing —
   (a) for each account which requires council authorisation in that month —
   (i) the payee's name;
   (ii) the amount of the payment; and
   (iii) sufficient information to identify the transaction; and
   (b) the date of the meeting of the Council to which the list is to be presented.

(3) A list prepared under sub regulation (1) or (2) is to be —
   (a) presented to the Council at the next ordinary meeting of the council after the list is prepared; and
   (b) recorded in the minutes of that meeting.

Policy Implications

There are no policy implications arising from this amendment.

Financial Implications

There are no known financial implications upon either the Council's current budget or long-term financial plan.

Strategic Implications

Business as usual.

Risk Implications

Risk:	Failure to present a detailed listing of payments in the prescribed form would result in non- compliance with the Local Government (Financial Management) Regulations 1996, which may result in a qualified audit.		
Consequence Theme:	Reputational / Compliance	**Impact:**	Minor
Consequence:	Low impact, a small number of complaints. Some temporary non-compliance		
Likelihood Rating:	Unlikely	**Risk Matrix:**	Low (4)
Action Plan:	Risk is acceptable with adequate controls, managed by routine procedures and subject to annual monitoring.		

Voting Requirements:
Simple Majority

Officers Recommendation:

That Council receive the Accounts for Payments for June 2025 as authorised under delegated authority and in accordance with the Local Government (Financial Management) Regulations 1996:

To 30 June 2025:

Municipal Account	$1,204,469.55

Moved: _____ Seconded: _____

SHIRE OF PINGELLY

ACCOUNTS PAID PRESENTED FOR ENDORSEMENT JUNE 2025

EFT NUMBER	DATE	CREDITOR NAME	INVOICE DESCRIPTION	BANK CODE	INVOICE AMOUNT	TOTAL
EFT12338	**13/06/2025**	**HUGHES DIESEL MECHANICAL**	**MECHANICAL SERVICES**	**1**		**286.55**
INV 2773	12/05/2025	HUGHES DIESEL MECHANICAL	AIRCON REPAIRS - MITSUBISHI FUSO TIP TRUCK PN133		286.55	
EFT12339	**13/06/2025**	**RAPID METAL DEVELOPMENTS**	**HIRE OF BRIDGE SUPPORTS**	**1**		**478.80**
INV 51056176	30/04/2025	RAPID METAL DEVELOPMENTS	APRIL 2025, 01/04/2025 TO 30/04/2025		235.48	
INV 51056432	31/05/2025	RAPID METAL DEVELOPMENTS	MAY 2025, 01/05/2025 TO 31/05/2025		243.32	
EFT12340	**13/06/2025**	**TELSTRA**	**TELSTRA MOBILE CHARGES - 11/04/2025 TO 10/05/2025**	**1**		**400.36**
INV 990000008095	12/05/2025	TELSTRA	WORKS CHARGES, WORKS NEW DEVICE CHARGES 15 OF 24, ADMIN CHARGES		400.36	
EFT12341	**13/06/2025**	**CONSTRUCTION TRAINING FUND**	**BCITF COLLECTION**	**1**		**191.75**
INV 284389-N5J8B2	30/05/2025	CONSTRUCTION TRAINING FUND	PROJECT NUMBER 21.24/25		191.75	
EFT12342	**13/06/2025**	**DEPARTMENT OF PREMIER AND CABINET**	**GAZETTAL OF LOCAL LAW**	**1**		**404.67**
INV 1011118	12/05/2025	DEPARTMENT OF PREMIER AND CABINET	THE SHIRE OF PINGELLY SAVE THE NUMBATS 2025 LOCAL LAW		404.67	
EFT12343	**13/06/2025**	**BEST OFFICE SYSTEMS**	**PRINTING CHARGES - 20/04/2025 TO 20/05/20205**	**1**		**643.20**
INV 646075	23/05/2025	BEST OFFICE SYSTEMS	ADMIN PRINTING CHARGES - BLACK - 3083, COLOUR - 3747		593.70	
INV 646469	28/05/2025	BEST OFFICE SYSTEMS	BUSH FIRE BRIGADE - MINIMUM PRINTING CHARGES		49.50	
EFT12344	**13/06/2025**	**SYNERGY**	**SHIRE STREETLIGHT CHARGES**	**1**		**3,362.70**
INV 2002507730	26/05/2025	SYNERGY	25/03/2025 TO 24/04/2025, 198 LIGHTS		3,362.70	
EFT12345	**13/06/2025**	**BROOKTON PLUMBING**	**PLUMBING SERVICES**	**1**		**825.00**
INV 7773	26/05/2025	BROOKTON PLUMBING	ANNUAL BACKFLOW DEVICE TESTING - PUBLIC STANDPIPE ON QUADRANT STREET		275.00	
INV 7774	26/05/2025	BROOKTON PLUMBING	ANNUAL SERVICE OF BACKFLOW DEVICE - CARAVAN PARK, MEMORIAL PARK		550.00	
EFT12346	**13/06/2025**	**G. CARSTAIRS & CO**	**PURCHASE OF CONCRETE FOR WORKS**	**1**		**2,884.20**
INV 0889	25/05/2025	G. CARSTAIRS & CO	5.7 CUBIC METRES CONCRETE FOR PILLARS - NAPPING POOL ROAD BRIDGE		2,884.20	

EFT12347	**13/06/2025**	**PINGELLY GP UNITY TRUST**	**PROVISION OF MEDICAL SERVICES**	**1**		**29,771.48**
INV 85738	13/05/2025	PINGELLY GP UNITY TRUST	01/04/2025 TO 30/06/2025		29,771.48	
EFT12348	**13/06/2025**	**WA CONTRACT RANGER SERVICES**	**RANGER SERVICES**	**1**		**750.75**
INV 6320	23/05/2025	WA CONTRACT RANGER SERVICES	14 & 19 MAY 2025		750.75	
EFT12349	**13/06/2025**	**LOCAL GOVERNMENT PROFESSIONALS AUSTRALIA WA INCORPORATED**	**WORKSHOP REGISTRATION**	**1**		**905.00**
INV 42586	27/05/2025	LOCAL GOVERNMENT PROFESSIONALS AUSTRALIA WA INCORPORATED	FINANCE FOR NON-FINANCIAL PEOPLE 14TH AUGUST 2025		470.00	
INV 42587	27/05/2025	LOCAL GOVERNMENT PROFESSIONALS AUSTRALIA WA INCORPORATED	INDUCTION TO LG WORKSHOP 10TH JUNE 2025,		435.00	
EFT12350	**13/06/2025**	**FUEL DISTRIBUTORS OF WA PTY LTD**	**BULK DIESEL**	**1**		**17,739.68**
INV 53104806	03/06/2025	FUEL DISTRIBUTORS OF WA PTY LTD	11,200 L DIESEL DELIVERED TO SHIRE DEPOT		17,739.68	
EFT12351	**13/06/2025**	**AUSTRALIA'S GOLDEN OUTBACK**	**ADVERTISING**	**1**		**825.00**
INV 004299	19/05/2025	AUSTRALIA'S GOLDEN OUTBACK	PINGELLY HERITAGE FESTIVAL 2025 PHOTOGRAPHY AND VIDEOGRAPHY		825.00	
EFT12352	**13/06/2025**	**PINGELLY TYRE SERVICE**	**TYRE & HYDRAULIC SERVICES**	**1**		**3,407.66**
INV 0656	13/05/2025	PINGELLY TYRE SERVICE	HYDRAULIC HOSE REPAIRS - CASE LOADER PL8		323.81	
INV 0666	15/05/2025	PINGELLY TYRE SERVICE	SECOND HAND TYRE - BOSICH DROP DECK PT24		110.00	
INV 0669	15/05/2025	PINGELLY TYRE SERVICE	STRIP & REPAIR TYRE - CASE LOADER PL8		141.35	
INV 0699	26/05/2025	PINGELLY TYRE SERVICE	TYRE - HOLDEN COLORADO PSM01		247.50	
INV 0716	26/05/2025	PINGELLY TYRE SERVICE	4X HAULMAX TYRES - MITSUBISHI TIP TRUCK PT13		2,530.00	
INV 0740	27/05/2025	PINGELLY TYRE SERVICE	TYRE REPAIR - BOSICH DROP DECK TRAILER PT24		55.00	
EFT12353	**13/06/2025**	**DELTA AGRIBUSINESS WA PTY LTD T/A BROOKTON RURAL TRADERS**	**CONSUMABLES**	**1**		**384.00**
INV DI25039787	14/05/2025	DELTA AGRIBUSINESS WA PTY LTD T/A BROOKTON RURAL TRADERS	PINE 90X45X3.6M - NAPPING POOL BRIDGE		132.00	
INV DI25039917	19/05/2025	DELTA AGRIBUSINESS WA PTY LTD T/A BROOKTON RURAL TRADERS	FORM PLY & PINE BOARD - NAPPING POOL BRIDGE		252.00	

EFT12354	**13/06/2025**	**PINGELLY RECREATION & CULTURAL CENTRE ASSOCIATION**	**CATERING SERVICES - HERITAGE HIGH TEA**	**1**		**1,676.68**
INV 2811	16/04/2025	PINGELLY RECREATION & CULTURAL CENTRE ASSOCIATION	PRACC SETUP/PACKDOWN, HIRE OF DECOR, LESS TICKET SALES - RECEIVED BY PRACC		1,676.68	
EFT12355	**13/06/2025**	**DEPARTMENT OF MINES, INDUSTRY REGULATION AND SAFETY**	**BSL COLLECTIONS**	**1**		**428.95**
INV 31052025	31/05/2025	DEPARTMENT OF MINES, INDUSTRY REGULATION AND SAFETY	MAY 2025		428.95	
EFT12356	**13/06/2025**	**EDGE PLANNING & PROPERTY**	**PLANNING SERVICES**	**1**		**1,258.40**
INV 2892	22/05/2025	EDGE PLANNING & PROPERTY	APRIL 2025		1,258.40	
EFT12357	**13/06/2025**	**UNIFORMS AT WORK**	**STAFF UNIFORM**	**1**		**1,344.37**
INV UAW00207	13/05/2025	UNIFORMS AT WORK	EMW - UNIFORM ORDER		58.86	
INV UAW00181	13/05/2025	UNIFORMS AT WORK	CEO - UNIFORM ORDER		252.00	
INV UAW00182	13/05/2025	UNIFORMS AT WORK	GEO - UNIFORM ORDER		411.70	
INV UAW00206	13/05/2025	UNIFORMS AT WORK	EC - UNIFORM ORDER		464.51	
INV UAW00207-1	15/05/2025	UNIFORMS AT WORK	EMW - UNIFORM ORDER		157.30	
EFT12358	**13/06/2025**	**MGI CONSTRUCTIONS PTY LTD**	**EAST & WEST BFB BUILDING MILESTONE PAYMENTS**	**1**		**625,526.44**
INV 1262	14/03/2025	MGI CONSTRUCTIONS PTY LTD	EAST PINGELLY BFB BUILDING - MILESTONE 3		285,150.64	
INV 1158	22/05/2025	MGI CONSTRUCTIONS PTY LTD	EAST PINGELLY BFB BUILDING - MILESTONE 4		40,735.80	
INV 1470	22/05/2025	MGI CONSTRUCTIONS PTY LTD	WEST PINGELLY BFB BUILDING - MILESTONE 3		269,620.23	
INV 1482	22/05/2025	MGI CONSTRUCTIONS PTY LTD	WEST PINGELLY BFB BUILDING - MILESTONE 4		30,019.77	
EFT12359	**13/06/2025**	**DUFFY ELECTRICS**	**ELECTRICAL SERVICES**	**1**		**693.52**
INV 0650	23/05/2025	DUFFY ELECTRICS	ADDITION AND ALTERATION OF CIRCUITS FOR INTERNAL WALL CONSTRUCTION - SCOUT HALL		693.52	
EFT12360	**13/06/2025**	**AVON VALLEY GLASS**	**REMAINING 50% FOR WORKS**	**1**		**8,851.25**
INV 14426.1	20/03/2025	AVON VALLEY GLASS	ANODIC MATTE NATURAL CARINYA OXX 3 PANEL STACKER DOOR WITH CLEAR SAFETY GLASS,, LOCKABLE HANDLE AND STANDARD SLIDING FLYDOORS WITH FIBERGLASS WIRE INSTALLED USING, ANGLE AND FLASHING INTO EXISTING COMMERCIAL FRAME AND WILL KEEP EXISTING TOPLITE IN, PLAC - YOUTH PRECINCT		6,025.50	
INV 14533	04/06/2025	AVON VALLEY GLASS	REPAIRS TO DAMAGED EXIT DOOR AND WINDOW AS PER QUOTE SUPPLIED, EXCESS ON INSURANCE CLAIM FOR DAMAGED DOOR & WINDOW		2,825.75	
EFT12361	**13/06/2025**	**AVON PLASTERING**	**RENDERING SERVICES**	**1**		**3,000.00**

INV 66	28/05/2025	AVON PLASTERING	TEXTURE COAT FRONT OF SHIRE OFFICE - PART PAYMENT		3,000.00	
EFT12362	**13/06/2025**	**GERALDTON TRANSPORT**	**FREIGHT CHARGES**	**1**		**48.41**
INV 52639	30/04/2025	GERALDTON TRANSPORT	FREIGHT FROM SIGMA		48.41	
EFT12363	**13/06/2025**	**ASHMAN FINE CABINETS**	**CONSUMABLES**	**1**		**605.00**
INV 2217	14/05/2025	ASHMAN FINE CABINETS	16MM WHITE BOARD PARTS		440.00	
INV 2219	15/05/2025	ASHMAN FINE CABINETS	FRAME WITH DOORS - SCOUT HALL		165.00	
EFT12364	**13/06/2025**	**ONSITE REPAIRS & SERVICES PTY LTD**	**MECHANICAL SERVICES**	**1**		**6,200.17**
INV 0823	22/04/2025	ONSITE REPAIRS & SERVICES PTY LTD	INJECTOR REPLACEMENT FOR PT13. INSPECT, ASSESS, REPAIR - MITSUBISHI FUSO PT13		6,200.17	
EFT12365	**13/06/2025**	**FIRE RESCUE SAFETY AUSTRALIA**	**ASSORTED MATERIALS FOR PINGELLY SES UNIT**	**1**		**6,905.75**
INV 267586	28/05/2025	FIRE RESCUE SAFETY AUSTRALIA	04.06.0004 BLUE WATER ROPE II++ STATIC 11.2MM - GOLD/BI - 200M (R330R) X 1, FEVBSROP.RRF050 FERNO STANDARD ROPE BAG RED 50M (VBS ROP BAG) X 2, FEVBSROP.RRF100 FERNO STANDARD ROPE BAG RED 100M (VBS ROP BAG) X1, 04.03.0321 SKYLOTEC REEPSCHNUR (PRUSIK CORD) 6MM X 100MT ROLL BLACK 100M (R-109-100-S) X1, 05.08.0096 RED 25MM TUBE TAPE - BLUEWATER - PER METRE (N9A0257901RD) X92, SKAU1153.BBMXXL SKYLOTEC IGNITE NEON HARNESS D-RING BLACK M-XXL (G-AUS-1153-M/XXL) X5		5,779.33	
INV 268323	28/05/2025	FIRE RESCUE SAFETY AUSTRALIA	04.05.0084 STEEL SCREW GATE KARABINER 50KN - GATE OPENING 25MM (VCT A455TBZO) X30, ,		469.48	
INV 267586AA	30/05/2025	FIRE RESCUE SAFETY AUSTRALIA	FEVSLS30.BL5040 FERNO SNAKE SLING 30KN BLUE 50 X 4000MM (VSL S30KN 4000 BLU) X2, FEVSLS30.RR5020 FERNO SNAKE SLING 30KN RED 50 X 2000MM (VSL S30KN 2000 RED) X2,		656.94	
EFT12366	**13/06/2025**	**JB HI-FI PTY LTD**	**SALARY SACRIFICED LAPTOP**	**1**		**3,085.00**
INV BD1792267	23/05/2025	JB HI-FI PTY LTD	669326 ASUS ZENBOOK DUO EVO 14' 3K OLED LAPTOP (1TB) [INTEL ULTRA 9 185H], MODEL: UX8406MA-PZ103W, 86499 JB COMMERCIAL METRO NON-BULKY DELIVERY ONLY, MODEL: 86499		3,085.00	
EFT12367	**13/06/2025**	**EUROTECH GROUP PTY LTD**	**ASSORTED CONSUMABLES & MATERIALS**	**1**		**552.41**
INV 102210	29/04/2025	EUROTECH GROUP PTY LTD	A-FRAME - KEEP AUSTRALIA BEAUTIFUL TRAILER, ROSTER SIGNS - PK 10 - KEEP AUSTRALIA BEAUTIFUL TRAILER, FOAM TAPE - KEEP AUSTRALIA BEAUTIFUL TRAILER, ACM PANEL - 900X1200 3MM MATT WHITE/MILL - KEEP AUSTRALIA BEAUTIFUL TRAILER		552.41	
EFT12370	**18/06/2025**	**SYNERGY**	**SYNERGY ACCOUNT CHARGES**	**1**		**13,446.65**
INV SYN - MAR 25 TO	28/05/2025	SYNERGY	VARIOUS SHIRE ACCOUNTS - WATER USAGE AND SERVICE CHARGES - 29/03/2025 TO 27/05/2025		10,197.52	
INV 2002514606	03/06/2025	SYNERGY	SHIRE STREETLIGHT CHARGES - 25/04/2025 TO 24/05/2025, 198 LIGHTS		3,249.13	
EFT12371	**18/06/2025**	**NUTRIEN AG SOLUTIONS**	**CHEMICALS FOR FIRE MITIGATION**	**1**		**3,332.45**
INV 912665607	16/05/2025	NUTRIEN AG SOLUTIONS	NUFA CRUCIAL 110L QUOTE NO. #17197068 - FIRE MITIGATION, GENF TRICLOPYR 600 20L QUOTE NO. #17197068 - FIRE MITIGATION, REDO COPPER SULPHATE 25KGL QUOTE NO. #17237071 - REC GROUNDS, WEIN SUCTION HOSE GREY 76MM QUOTE NO. #17247874 - SHIRE DEPOT, REDBACK BOOTS UBOK QUOTE NO. #17247871		2,156.00	

INV 912702652	23/05/2025	NUTRIEN AG SOLUTIONS	CAM LOCK FITTINGS - ISUZU TIPPER TRUCK PT21		11.55	
INV 912733918	29/05/2025	NUTRIEN AG SOLUTIONS	WGAS G SIZE ACETYLENE ASB FREE 70KG - DEPOT WORKSHOP, WGAS G SIZE OXYGEN GAS SWAP 80KG - DEPOT WORKSHOP		467.50	
INV 912733919	29/05/2025	NUTRIEN AG SOLUTIONS	WGAS G SIZE ARGON 5/2 GAS SWAP 80KG - DEPOT WORKSHOP		158.40	
INV 912742091	30/05/2025	NUTRIEN AG SOLUTIONS	PROPANE GAS 18KG - TOYOTA FORKLIFT P104		88.00	
INV 912742092	30/05/2025	NUTRIEN AG SOLUTIONS	REDBACK BOOTS - PPE		137.50	
INV 912742093	30/05/2025	NUTRIEN AG SOLUTIONS	GREY SUCTION HOSE - TOWN PARKS AND GARDENS		313.50	
EFT12372	**24/06/2025**	**AUSTRALIAN TAXATION OFFICE**	**BAS PAYMENT**	**1**		**25,713.00**
INV MAY BAS	31/05/2025	AUSTRALIAN TAXATION OFFICE	BAS PAYMENT - MAY 2025		25,713.00	
EFT12373	**27/06/2025**	**CWA PUMPHREYS BRIDGE**	**CATERING SERVICES**	**1**		**532.00**
INV 94	18/06/2025	CWA PUMPHREYS BRIDGE	JUNE COUNCIL MEETING DINNER		532.00	
EFT12374	**27/06/2025**	**TELSTRA**	**TELEPHONE AND INTERNET CHARGES**	**1**		**798.39**
INV K768424951-8	03/06/2025	TELSTRA	11/05/2025 TO 10/06/2025		798.39	
EFT12375	**27/06/2025**	**PINGELLY TIMES**	**ADVERTISING SERVICES**	**1**		**400.00**
INV JAN2442	27/06/2025	PINGELLY TIMES	ADVERTISING - PINGELLY COMMUNITY GARDEN		400.00	
EFT12376	**27/06/2025**	**THE WEST AUSTRALIAN**	**ADVERTISMENT**	**1**		**247.92**
INV 1028035120250531	15/05/2025	THE WEST AUSTRALIAN	ADVERTISEMENT NARROGIN OBSERVER - 15 MAY 2025 - 15/05/2025 - PUBLIC NOTICE OF THE GAZETTE SHIRE OF PINGELLY SAVE THE NUMBATS LOCAL LAW 2025		247.92	
EFT12377	**27/06/2025**	**SULLIVAN LOGISTICS PTY LTD**	**FREIGHT CHARGES**	**1**		**39.89**
INV 143013	09/05/2025	SULLIVAN LOGISTICS PTY LTD	07/05/2025 FROM MAXIPARTS		39.89	
EFT12378	**27/06/2025**	**PINGELLY VOLUNTEER SES UNIT**	**SES REIMBURSEMENT**	**1**		**5,409.16**
INV IN000371	13/06/2025	PINGELLY VOLUNTEER SES UNIT	NUTRIEN AG - GAS BOTTLE, EDWARDS HOLDEN - SERVICE PN151, KENLOW - GUIDE ROPES, ALLIANCE FIRE PROTECTION - SERVICE OF FIRE EXTINGUISHERS, BROOKTON RURAL - SHACKLES D, TELSTRA - CHARGES UP UNTIL 10/02/2025, GREAT SOUTHERN FUEL - PURCHASES JAN 25, GREAT SOUTHERN FUEL - PURCHASES JAN 25, AUSTRALIA POST - BOX RENEWAL, EXTREME MARQUEES - CAPS, STUMPYS - REFRESHMENTS TRAINING, SHIRE OF PINGELLY - PDA TEST P SMITH, SHIRE OF PINGELLY - PDA TEST C GARDNER, SHIRE OF PINGELLY - PDA TEST T AUSSOURD, NUTRIEN AG - GAL POSTS, OFFICE WORKS - STATIONERY, SPUD SHED - CATERING TRAINING, GREAT SOUTHERN FUEL - PURCHASES JAN25, TELSTRA - CHARGES UP UNTIL 10/03/2025, LOGICAL DEVELOPMENTS - ANNUAL PROGRAM FEE, SYNERGY - CHARGES 15/1 TO 18/3/25		3,910.65	

INV IN000372	13/06/2025	PINGELLY VOLUNTEER SES UNIT	JB HI-FI - CAMERA FOR COMPOUND, GREAT SOUTHERN FUEL - PURCHASES MARCH 25, AUSTRALIA POST - PO BOX ADJUSTMENT, TELSTRA - CHARGES UP UNTIL 10/04/2025, SUBWAY - TRAINING MEALS, SUBWAY - TRAINING MEALS, IGA - CLEANING EXPENSES, GREAT SOUTHERN FUEL - FUEL PURCHASES APRIL 25, COLES - COFFEE, COLES - EASTER PROMOTION, TELSTRA - CHARGES UP UNTIL 10/05/25		1,498.51	
EFT12379	**27/06/2025**	**BUNNINGS BUILDING SUPPLIES**	**CONSUMABLES**	**1**		**1,094.08**
INV 2182/00365351	12/05/2025	BUNNINGS BUILDING SUPPLIES	CREDIT NOTE - TOILET ROLL HOLDER		-28.80	
INV 2182/00365347	12/05/2025	BUNNINGS BUILDING SUPPLIES	PAINT ROLLERS - SCOUT HALL, PIPE WRENCH - DEPOT WORKSHOP, SQUEEGEE SET - SHIRE DEPOT		91.40	
INV 2182/00367603	14/05/2025	BUNNINGS BUILDING SUPPLIES	MULTI PURPOSE FILLER - SCOUT HALL		14.76	
INV 2182/00367577	14/05/2025	BUNNINGS BUILDING SUPPLIES	MDF AND SCREWS FOR WALLS - SCOUT HALL		369.67	
INV 1282/00368739	15/05/2025	BUNNINGS BUILDING SUPPLIES	CHIPBOARD AND ALUMINIUM ANGLE - SCOUT HALL		27.00	
INV 2182/00370877	18/05/2025	BUNNINGS BUILDING SUPPLIES	SCREWS AND WOOD FOR WALLS - SCOUT HALL		111.67	
INV 2182/00213499	19/05/2025	BUNNINGS BUILDING SUPPLIES	MDF AND LINING - SCOUT HALL		364.62	
INV 2182/00379837	27/05/2025	BUNNINGS BUILDING SUPPLIES	PAINT & ACCESORIES - SCOUT HALL		143.76	
EFT12380	**27/06/2025**	**CONSTRUCTION TRAINING FUND**	**BCITF COLLECTIONS**	**1**		**191.75**
INV 284613-M7P8Y8	03/06/2025	CONSTRUCTION TRAINING FUND	PROJECT 19.24/25		191.75	
EFT12381	**27/06/2025**	**AUSTRALIA POST**	**GENERAL POSTAGE**	**1**		**14.95**
INV 1014055719	03/06/2025	AUSTRALIA POST	MAY 2025		14.95	
EFT12382	**27/06/2025**	**NARROGIN BETTA HOME LIVING**	**MISCELLANEOUS**	**1**		**4,196.00**
INV 25710103326	27/05/2025	NARROGIN BETTA HOME LIVING	2 X WESTINGHOUSE TOP LOAD WASHER, 2 X LG BOTTOM MOUNT REFRIGERATOR		4,196.00	
EFT12383	**27/06/2025**	**BEST OFFICE SYSTEMS**	**ADMIN PRINTING CHARGES**	**1**		**583.61**
INV 647423	25/06/2025	BEST OFFICE SYSTEMS	20/05/2025 TO 20/06/2025, BLACK - 2603, COLOUR - 3726		583.61	
EFT12384	**27/06/2025**	**OFFICEWORKS LTD**	**ASSORTED STATIONERY ITEMS**	**1**		**455.91**
INV 621847684	27/05/2025	OFFICEWORKS LTD	TOSHIBA 1TB PORTABLE HARDDRIVE, SANDISK 128GB MEMORY CARD, USB-C TO 3.5MM ADAPTOR, USB FLASHDRIVE - 5 PACK, A 4 COPY PAPER, A3 LAMINATING POUCHES, A4 SPIRAL NOTEBOOK, BOSTIK BLU TACK, DOCUMENT WALLET, DELIVERY		455.91	

EFT12385	**27/06/2025**	**AUSTRALIAN TAXATION OFFICE**	**FRINGE BENIFIT TAX - RETURN**	**1**		**13,221.38**
INV 715971150773	16/06/2025	AUSTRALIAN TAXATION OFFICE	TAX FOR THE PERIOD FROM 01/04/2024 TO 31/03/2025		13,221.38	
EFT12386	**27/06/2025**	**PINGELLY COMMUNITY RESOURCE CENTRE**	**EMPOWERING POSITIVE PRACTICES**	**1**		**2,804.40**
INV 0175	07/04/2025	PINGELLY COMMUNITY RESOURCE CENTRE	GRANT MANAGEMENT		2,804.40	
EFT12387	**27/06/2025**	**DC & SF SQUIERS**	**REIMBURSEMENT - SUPPLIES PURCHASED FOR FAREWELL**	**1**		**309.95**
INV 12062025	12/06/2025	DC & SF SQUIERS	NEWSPOWER - LARGE FAREWELL CARDS, WOOLWORTHS - SUPPLIES PURCHASED FOR TOOL BOX MEETING, PINGELLY IGA - SUPPLIES PURCHASED FOR FAREWELL, COLES - SUPPLIES PURCHASED FOR FAREWELL		309.95	
EFT12388	**27/06/2025**	**AMPAC DEBT RECOVERY PTY LTD**	**DEBT COLLECTION**	**1**		**1,854.80**
INV 119025	31/05/2025	AMPAC DEBT RECOVERY PTY LTD	MAY 2025		1,854.80	
EFT12389	**27/06/2025**	**MCLERNONS MEANS BUSINESS**	**MISCELLANEOUS**	**1**		**8,846.00**
INV DINV-33586	28/05/2025	MCLERNONS MEANS BUSINESS	OFFICE FURNITURE FOR FIRE SHEDS EAST AND WEST		8,846.00	
EFT12390	**27/06/2025**	**MAIN ROADS WESTERN AUSTRALIA**	**LINE MARKING SERVICES**	**1**		**3,680.82**
INV 8023067	28/02/2025	MAIN ROADS WESTERN AUSTRALIA	WICKEPIN-PINGELLY ROAD		3,680.82	
EFT12391	**27/06/2025**	**MIDALIA STEEL (INFRABUILD)**	**ASSORTED CONSUMABLES**	**1**		**2,248.72**
INV 67563294	15/05/2025	MIDALIA STEEL (INFRABUILD)	FENCING SUPPLIES POSTS AND PANELS - SCOUT HALL, EXPANDA MESH - BOSICH DROP DECK PT24, 6MM PLATE STEEL 1200 X 2400, 75 X 75 X 5MM PAINTED RHS		1,378.23	
INV 67570936	22/05/2025	MIDALIA STEEL (INFRABUILD)	FENCING SUPPLIES POSTS AND PANELS AS PER QUOTE 23585929, EXPANDA MESH AS PER QUOTE 23585929, 6MM PLATE STEEL 1200 X 2400 - PLANT MAINTENANCE, 75 X 75 X 5MM PAINTED RHS - PLANT MAINTENANCE		732.99	
INV 67573441	23/05/2025	MIDALIA STEEL (INFRABUILD)	FENCING SUPPLIES POSTS AND PANELS - FREIGHT, EXPANDA MESH - FREIGHT, 6MM PLATE STEEL 1200 X 2400 - FREIGHT, 75 X 75 X 5MM PAINTED RHS - FREIGHT		137.50	
EFT12392	**27/06/2025**	**ABCO PRODUCTS PTY LTD**	**CLEANING SUPPLIES**	**1**		**1,355.28**
INV 1047513	16/05/2025	ABCO PRODUCTS PTY LTD	PUREGIENE TOILET ROLLS - SHIRE DEPOT		1,355.28	
EFT12393	**27/06/2025**	**BRYAN HOTHAM**	**COUNCILLOR SITTNG FEES**	**1**		**1,150.00**
INV 20062025	20/06/2025	BRYAN HOTHAM	APRIL TO JUNE 2025		1,150.00	
EFT12394	**27/06/2025**	**PETER WOOD**	**DEPUTY PRESIDENT SITTING FEES AND ALLOWANCE**	**1**		**1,375.00**
INV 20062025	20/06/2025	PETER WOOD	APRIL TO JUNE 2025		1,375.00	
EFT12395	**27/06/2025**	**DEPARTMENT OF WATER AND ENVIRONMENTAL REGULATION**	**ANNUAL LICENCE FEE**	**1**		**1,017.09**
INV W-PAY-0002939-AF	20/06/2025	DEPARTMENT OF WATER AND ENVIRONMENTAL REGULATION	PINGELLY WASTE MANAGEMENT FACILITY - INSTRUMENT NUMBER: L7104/1997/12		1,017.09	

EFT12396	**27/06/2025**	**JACKIE MCBURNEY**	**PRESIDENTIAL SITTING FEES AND ALLOWANCE**	**1**		**3,025.00**
INV 20062025	20/06/2025	JACKIE MCBURNEY	APRIL TO JUNE 2025		3,025.00	
EFT12397	**27/06/2025**	**MCLEODS PTY LTD**	**PROFESSIONAL FEES**	**1**		**2,961.77**
INV 143883	28/02/2025	MCLEODS PTY LTD	REVIEW OF SAVE THE NUMBATS LOCAL LAW		1,482.80	
INV 144761	29/04/2025	MCLEODS PTY LTD	PARALEGAL SERVICES - SETTLEMENT OF LOT 855 ON DEPOSITED PLAN 411843, 34 STRATFORD STREET		829.56	
INV 145484	30/05/2025	MCLEODS PTY LTD	PARALEGAL SERVICES - SETTLEMENT OF LOT 855 ON DEPOSITED PLAN 411843, 34 STRATFORD STREET - TOTAL FEES, PARALEGAL SERVICES - SETTLEMENT OF LOT 855 ON DEPOSITED PLAN 411843, 34 STRATFORD STREET - DISBURSEMENTS		649.41	
EFT12398	**27/06/2025**	**PINGELLY RECREATION & CULTURAL CENTRE ASSOCIATION**	**REFRESHMENTS FOR SHIRE EVENT**	**1**		**162.80**
INV 2872	23/05/2025	PINGELLY RECREATION & CULTURAL CENTRE ASSOCIATION	PINGELLY HERITAGE FESTIVAL SUNDOWNER 2025		162.80	
EFT12399	**27/06/2025**	**PINGELLY IGA EXPRESS**	**CONSUMABLES**	**1**		**10.59**
INV 03/5521	12/01/2024	PINGELLY IGA EXPRESS	PADLOCK - SHIRE DEPOT		10.59	
EFT12400	**27/06/2025**	**JH COMPUTER SERVICES PTY LTD**	**IT SERVICES**	**1**		**9,740.95**
INV 005460-D01	15/04/2025	JH COMPUTER SERVICES PTY LTD	ACER LAPTOP, 3X KEYBOARD AND MICE, ACER DOCK STATION		2,744.95	
INV 005767-D01	30/05/2025	JH COMPUTER SERVICES PTY LTD	IT CONTRACT CHARGES - MAY 2025		6,996.00	
EFT12401	**27/06/2025**	**DEPARTMENT OF MINES, INDUSTRY REGULATION AND SAFETY**	**BSL COLLECTIONS**	**1**		**5.00**
INV MAY 2025 AMEN	31/05/2025	DEPARTMENT OF MINES, INDUSTRY REGULATION AND SAFETY	MAY 2025 AMENDED		5.00	
EFT12402	**27/06/2025**	**PINGELLY SOMERSET ALLIANCE INC**	**WATER USAGE CHARGES**	**1**		**955.18**
INV 2709	27/05/2025	PINGELLY SOMERSET ALLIANCE INC	WATER USAGE CHARGES - 12/03/2025 TO 15/05/2025, WATERING OF SENSORY GARDEN, WATER SUPPLY FOR PLAYGROUP & DAYCARE BUILDINGS		955.18	
EFT12403	**27/06/2025**	**KARMVIR SINGH**	**COUNCILLOR SITTING FEES**	**1**		**1,150.00**
INV 20062025	20/06/2025	KARMVIR SINGH	APRIL TO JUNE 2025		1,150.00	
EFT12404	**27/06/2025**	**EDGE PLANNING & PROPERTY**	**UPDATE OF POLICIES**	**1**		**8,250.00**
INV 2766	06/11/2024	EDGE PLANNING & PROPERTY	UPDATE OF EXISTING POLICIES AND PREPARE NEW KEY POLICIES - CONSULTANTS EXPENDITURE GEN		8,250.00	
EFT12405	**27/06/2025**	**UNIFORMS AT WORK**	**STAFF UNIFORM**	**1**		**838.31**
INV UAW00184	13/05/2025	UNIFORMS AT WORK	CSO - UNIFORM ORDER		369.96	
INV UAW00183	13/05/2025	UNIFORMS AT WORK	MCCS - UNIFORM ORDER		390.00	

INV UAW00183-1	19/05/2025	UNIFORMS AT WORK	MCCS - UNIFORM ORDER		78.35	
EFT12406	**27/06/2025**	**COMMON GROUND TRAILS PTY LTD**	**CONSTRUCTION OF PINGELLY PUMP TRACK**	**1**		**299,789.60**
INV 181697	21/02/2025	COMMON GROUND TRAILS PTY LTD	PINGELLY TRAIL DESIGN - PROGRESS CLAIM 3, PINGELLY PUMP TRACK DESIGN - PROGRESS CLAIM 1		18,966.20	
INV 181832	21/05/2025	COMMON GROUND TRAILS PTY LTD	PINGELLY PUMP TRACK DESIGN - PROGREE CLAIM 3		13,226.40	
INV 181919	25/06/2025	COMMON GROUND TRAILS PTY LTD	CONSTRUCTION OF PINGELLY PUMP TRACK - DEPOSIT		267,597.00	
EFT12407	**27/06/2025**	**INNOVATIVE CARPENTRY & MAINTENANCE PTY LTD AS TRUSTEE FOR THE LOUGHTON FAMILY TRUST, T/A ALLWOOD TIMBER SUPPLIES**	**CONSUMABLES**	**1**		**689.00**
INV 56795ML	19/05/2025	INNOVATIVE CARPENTRY & MAINTENANCE PTY LTD AS TRUSTEE FOR THE LOUGHTON FAMILY TRUST, T/A ALLWOOD TIMBER SUPPLIES	4 X PANELS OF B PANELS - SCOUT HALL		689.00	
EFT12408	**27/06/2025**	**6 SEASONS CAFE**	**CATERING SERVICES**	**1**		**810.00**
INV 1043	03/06/2025	6 SEASONS CAFE	EAST AND WEST BUSH FIRE SHEDS OPENING DAY		810.00	
EFT12409	**27/06/2025**	**KIMBERLEY IVERMEE**	**REIMBURSEMENT**	**1**		**84.50**
INV 20062025	20/06/2025	KIMBERLEY IVERMEE	WHITE CARD RENEWAL, CPCWHS1001 - PREPARE TO WORK SAFELY IN THE CONSTRUCTION INDUSTRY WA		84.50	
EFT12410	**27/06/2025**	**DUFFY ELECTRICS**	**ELECTRICAL SERVICES**	**1**		**556.62**
INV 0668	06/06/2025	DUFFY ELECTRICS	SENSOR LIGHT REPLACEMENT - 7A WEBB STREET		556.62	
EFT12411	**27/06/2025**	**CLINTON JAMES CHENEY**	**COUNCILLOR SITTING FEES**	**1**		**1,150.00**
INV 20062025	20/06/2025	CLINTON JAMES CHENEY	APRIL TO JUNE 2025		1,150.00	
EFT12412	**27/06/2025**	**ANGELA TRETHEWEY**	**COUNCILLOR SITTING FEES**	**1**		**1,150.00**
INV 20062025	20/06/2025	ANGELA TRETHEWEY	APRIL TO JUNE 2025		1,150.00	
EFT12413	**27/06/2025**	**AVON VALLEY GLASS**	**JOB CONSUMABLES**	**1**		**278.25**
INV 14544	10/06/2025	AVON VALLEY GLASS	1 X SIDE ARM COMMERCIAL DOOR CLOSER - PRACC		278.25	
EFT12414	**27/06/2025**	**TREDWELL MANAGEMENT SERVICES PTY LTD**	**PINGELLY POOL ASSEST AND COMSET PLAN**	**1**		**1,097.80**
INV PING0103	18/06/2025	TREDWELL MANAGEMENT SERVICES PTY LTD	COMPLETION OF PROJECT		1,097.80	

EFT12415	**27/06/2025**	**CARMEL JOHNSON**	**REIMBURSEMENT**	**1**		**84.50**
INV 20062025	20/06/2025	CARMEL JOHNSON	WHITE CARD RENEWAL , CPCWHS1001 - PREPARE TO WORK SAFELY IN THE CONSTRUCTION INDUSTRY WA		84.50	
EFT12418	**27/06/2025**	**PINGELLY COMMUNITY CRAFT CENTRE**	**CARAVAN PARK TAKING COMMISSIONS**	**1**		**1,036.40**
INV 160	07/06/2025	PINGELLY COMMUNITY CRAFT CENTRE	MAY 2025		1,036.40	
DD14424.1	**06/06/2025**	**SHIRE OF PINGELLY**	**CULTURAL COMMITTEE INCENTIVE**	**1**		**2,600.00**
INV 06062025	06/06/2025	SHIRE OF PINGELLY	CULTURAL COMMITTEE MEETING ATTENDANCE INCENTIVE, 13 FAMILIES @ $200.00 PER FAMILY	1	2,600.00	
DD14447.1	**20/06/2025**	**SHIRE OF PINGELLY**	**EMPLOYEE LOYALTY PAYMENTS**	**1**		**1,400.00**
INV 20062025	20/06/2025	SHIRE OF PINGELLY	3X INSIDE STAFF LOYALTY PAYMENTS, 6X OUTSIDE STAFF LOYALTY PAYMENTS	1	1,400.00	
TOTAL EFT						**1,155,582.62**

PAYROLL	DATE	CREDITOR	INVOICE DESCRIPTION	BANK CODE	INVOICE AMOUNT	TOTAL
EFT12368	**13/06/2025**	**LOCAL GOVERNMENT, RACING AND CEMETERIES EMPLOYEES UNION (WA) LGRCEU**	**PAYROLL DEDUCTIONS**	**1**		**88.00**
EFT12369	**13/06/2025**	**AUSTRALIAN SERVICES UNION OF WA**	**PAYROLL DEDUCTIONS**	**1**		**26.50**
DD14416.1	**03/06/2025**	**AWARE SUPER**	**PAYROLL DEDUCTIONS**	**1**		**6,935.95**
DD14416.2	**03/06/2025**	**MERCER**	**SUPERANNUATION CONTRIBUTIONS**	**1**		**575.39**
DD14416.3	**03/06/2025**	**HESTA SUPERANNUATION**	**SUPERANNUATION CONTRIBUTIONS**	**1**		**282.94**
DD14416.4	**03/06/2025**	**COLONIAL FIRSTSTATE FIRSTCHOICE PERSONAL SUPER**	**SUPERANNUATION CONTRIBUTIONS**	**1**		**661.31**
DD14416.5	**03/06/2025**	**BENDIGO SMART START SUPER**	**SUPERANNUATION CONTRIBUTIONS**	**1**		**738.08**
DD14416.6	**03/06/2025**	**MLC**	**SUPERANNUATION CONTRIBUTIONS**	**1**		**715.84**
DD14416.7	**03/06/2025**	**AUSTRALIAN RETIREMENT TRUST**	**SUPERANNUATION CONTRIBUTIONS**	**1**		**1,078.04**
DD14416.8	**03/06/2025**	**AUSTRALIAN SUPER**	**SUPERANNUATION CONTRIBUTIONS**	**1**		**249.74**
DD14416.9	**03/06/2025**	**PRIME SUPER**	**SUPERANNUATION CONTRIBUTIONS**	**1**		**294.26**
DD14431.1	**17/06/2025**	**AWARE SUPER**	**PAYROLL DEDUCTIONS**	**1**		**7,513.75**
DD14431.2	**17/06/2025**	**MERCER**	**SUPERANNUATION CONTRIBUTIONS**	**1**		**578.84**

DD14431.3	17/06/2025	HESTA SUPERANNUATION	SUPERANNUATION CONTRIBUTIONS	1		282.94
DD14431.4	17/06/2025	WEST STATE SUPER AND GESB SUPER	SUPERANNUATION CONTRIBUTIONS	1		41.70
DD14431.5	17/06/2025	COLONIAL FIRSTSTATE FIRSTCHOICE PERSONAL SUPER	SUPERANNUATION CONTRIBUTIONS	1		661.31
DD14431.6	17/06/2025	BENDIGO SMART START SUPER	SUPERANNUATION CONTRIBUTIONS	1		738.08
DD14431.7	17/06/2025	MLC	SUPERANNUATION CONTRIBUTIONS	1		800.53
DD14431.8	17/06/2025	AUSTRALIAN RETIREMENT TRUST	SUPERANNUATION CONTRIBUTIONS	1		1,150.18
DD14431.9	17/06/2025	AUSTRALIAN SUPER	SUPERANNUATION CONTRIBUTIONS	1		244.90
DD14434.1	17/06/2025	WEST STATE SUPER AND GESB SUPER	SUPERANNUATION CONTRIBUTIONS	1		41.70
DD14416.10	03/06/2025	HOSTPLUS	SUPERANNUATION CONTRIBUTIONS	1		413.10
DD14416.11	03/06/2025	AMP SUPER FUND	SUPERANNUATION CONTRIBUTIONS	1		294.26
DD14431.10	17/06/2025	PRIME SUPER	SUPERANNUATION CONTRIBUTIONS	1		294.26
DD14431.11	17/06/2025	HOSTPLUS	SUPERANNUATION CONTRIBUTIONS	1		456.86
DD14431.12	17/06/2025	AMP SUPER FUND	SUPERANNUATION CONTRIBUTIONS	1		305.78
EFT12416	27/06/2025	LOCAL GOVERNMENT, RACING AND CEMETERIES EMPLOYEES UNION (WA) LGRCEU	PAYROLL DEDUCTIONS	1		88.00
EFT12417	27/06/2025	AUSTRALIAN SERVICES UNION OF WA	PAYROLL DEDUCTIONS	1		26.50
TOTAL						25,578.74

DIRECT DEBIT	DATE	CREDITOR	INVOICE DESCRIPTION	BANK CODE	INVOICE AMOUNT	TOTAL
DD14461.1	14/06/2025	BENDIGO BANK CREDIT CARDS	CEO CREDIT CARD RECONCILIATION - MAY 2025	1		4,355.53

INV 31052025	31/05/2025	BENDIGO BANK CREDIT CARDS	01/05/2025 PINGELLY IGA - CATERING SUPPLIES $23.00, 01/05/2025 PINGELLY IGA - CATERING SUPPLIES $23.00, 03/05/2025 EBAY - STAFF UNIFORM ACCESSORIES $54.80, 03/05/2025 EBAY - STAFF UNIFORM ACCESSORIES $87.60, 03/05/2025 SOUTHERN CROSS - ADVERTISING FOR HERITAGE FESTIVAL $926.77, 04/05/2025 PINGELLY HOTEL RETREAT - ACCOMMODATION FOR CONTRACT ACCOUNTANT $673.01, 04/05/2025 INTERNATIONAL TRANSACTION - FEE $20.19, 05/05/2025 CLAUDE AI - CLAUDE PRO SUBSCRIPTION - 02/05/2025 TO 02/06/2025 $31.43, 05/05/2025 INTERNATIONAL TRANSACTION - FEE $0.94, 07/05/2025 LINKEDIN - ADVERTISING FOR SENIOR FINANCE POSITION $7.03, 14/05/2025 COLES - MOTHERS DAY MARKETS (HERITAGE FESTIVAL) $28.45, 14/05/2025 COLES - MOTHERS DAY MARKETS (HERITAGE FESTIVAL) $67.22, 18/05/2025 FOXIT SOFTWARE - PDF SUITE PRO MONTHLY CHARGE - 16/05/2025 TO 16/06/2025 $42.80, 18/05/2025 INTERNATIONAL TRANSACTION - FEE $1.28, 23/05/2025 COLES - EVENT CATERING POST HERITAGE FESTIVAL SUNDOWNER $466.20, 23/05/2025 COLES - EVENT CATERING POST HERITAGE FESTIVAL SUNDOWNER $171.00, 24/05/2025 KMART - STOCKING SUPPLIES FOR NEW BUSH FIRE SHED FIT OUT $1402.00, 28/05/2025 ALIBABA - AREA PROMOTIONAL ITEMS $355.51, 30/05/2025 KMART - REFUND - DAMAGED ITEMS -$37.00, 30/05/2025 BENDIGO BANK - CREDIT CARD FEE $4.00	1	4,355.53	
DD14463.1	**14/06/2025**	**BENDIGO BANK CREDIT CARDS**	**MCCS CREDIT CARD RECONCILIATION - MAY 2025**	**1**		**1,337.64**
INV 31052025	31/05/2025	BENDIGO BANK CREDIT CARDS	02/05/2025 FACEBOOK - ADVERTISING HERITAGE FESTIVAL HIGH TEA $3.30, 02/05/2025 INTERNATIONAL TRANSACTION - FEE $0.10, 02/05/2025 FACEBOOK - ADVERTISING HERITAGE FESTIVAL HIGH TEA $3.30, 02/05/2025 INTERNATIONAL TRANSACTION - FEE $0.10, 02/05/2025 THE HONOURABLE FLORIST - FAREWELL GIFT EXITING STAFF MEMBER $146.00, 02/05/2025 EB CONNECTING - TICKET FOR LOCAL GOVERNMENT TOURISM FORUM $65.00, 03/05/2025 FACEBOOK - ADVERTISING HERITAGE FESTIVAL HIGH TEA $3.30, 03/05/2025 INTERNATIONAL TRANSACTION - FEE $0.10, 03/05/2025 WHITNEY CONSULTING - STAFF TRAINING, ONLINE GRANT WRITING $140.00, 04/05/2025 FACEBOOK - ADVERTISING HERITAGE FESTIVAL HIGH TEA $3.30, 04/05/2025 INTERNATIONAL TRANSACTION - FEE $0.10, 07/05/2025 SPOTLIGHT - EVENT CATERING SUPPLIES $132.50, 10/05/2025 DAN MURPHY'S - EVENT CATERING REFRESHMENTS HERITAGE FESTIVAL HIGH TEA $131.60, 10/05/2025 KMART - EVENT CATERING & ACCESSORIES $226.50, 10/05/2025 KMART - REFUND EVENT CATERING & ACCESSORIES -$24.00, 17/05/2025 COLES - EVENT CATERING $36.60, 17/05/2025 COLES - EVENT CATERING - $32.30, 22/05/2025 PINGELLY IGA - CATERING SUPPLIES, MAY COUNCIL MEETING $79.09, 23/05/2025 THE HONOURABLE FLORIST - 2X FLOWER ARRANGEMENTS $150.00, 23/05/2025 KMART - SUPPLIES FOR EVENT, AGE IS JUST A NUMBER $201.50, 31/05/2025 FACEBOOK - ADVERTISING - HERITAGE FESTIVAL HIGH TEA $2.86, 31/05/2025 INTERNATIONAL TRANSACTION - FEE $0.09, 30/05/2025 BENDIGO BANK - CREDIT CARD FEE $4.00	1	1,337.64	
DD14465.1	**14/06/2025**	**BENDIGO BANK CREDIT CARDS**	**EMW CREDIT CARD RECONCILIATION - MAY 2025**	**1**		**2,946.90**

INV 31052025	31/05/2025	BENDIGO BANK CREDIT CARDS	01/05/2025 AUTODESK - AUTOCAD ANNUAL SUBSCRIPTION $885.50, 28/05/2025 COATES HIRE - HIRE OF FLOOR GRINDER & DUST EXTRACTOR $1483.40, 29/05/2025 NARROGIN BETTA HOME LIVING - 2X MICROWAVE OVENS $574.00, 30/05/2025 BENDIGO BANK - CREDIT CARD FEE $4.00	1	2,946.90	
DD14437.1	**03/06/2025**	**WATER CORPORATION**	**WATER ACCOUNT CHARGES**	**1**		**2,799.15**
INV WAT - MAR 25 TO MAY 25	15/05/2025	WATER CORPORATION	VARIOUS SHIRE PROPERTIES	1	2,799.15	
DD14439.1	**05/06/2025**	**WATER CORPORATION**	**WATER ACCOUNT CHARGES**	**1**		**7,328.48**
INV WAT - MAR 25 TO MAY 25.2	15/05/2025	WATER CORPORATION	VARIOUS SHIRE PROPERTIES	1	7,328.48	
DD14442.1	**06/06/2025**	**WATER CORPORATION**	**WATER ACCOUNT CHARGES**	**1**		**4,540.49**
INV WAT - MAR 25 TO MAY 25.3	15/05/2025	WATER CORPORATION	VARIOUS SHIRE PROPERTIES	1	4,540.49	
TOTAL						**23,308.19**
GRAND TOTAL						**1,204,469.55**

Shire of Pingelly **Jun-25**

Credit card transations for the current month

CEO

Date	Transaction	Description	Amount
1/06/2025	Kmart	Refund for damaged goods - Fire sheds	-$ 1.00
4/06/2025	Claude Ai	Claude Pro Subscription	$ 31.15
4/06/2025	International transaction	Fee	$ 0.93
6/06/2025	Kmart	Refund for damaged goods - Fire Sheds	-$ 48.00
10/06/2025	S24 Crystal Brook	Fuel	$ 133.96
17/06/2025	Pingelly IGA	LEMA Meeting Catering	$ 127.06
18/06/2025	Foxit Software	Foxit PDF Suite Pro - Monthly Plan	$ 42.80
18/06/2025	International Transaction	Fee	$ 1.28
18/06/2025	Wheatbelt	Budget Breakfast Tickets x 3	$ 60.00
19/06/2025	Hearing Loop Australia	Contacta Portable Loop	$ 509.52
21/06/2025	Temple & Webster	Children's Fort - funded by Dept.Communities Con	$ 1,097.95
22/06/2025	Survey Monkey	Survey subscription service	$ 384.00
22/06/2025	International transaction	Fee	$ 11.52
24/06/2025	Perth Metal Art	Shire logo artwork for admin building	$ 2,095.00
25/06/2025	Coles	Volunteer Celebration Catering	$ 114.04
25/06/2025	Coles	Volunteer Celebration Catering	$ 272.20
25/06/2025	Pingelly Retreat Hotel	Accommodation for Staff Member	$ 278.15
25/06/2025	Pingelly Retreat Hotel	Accommodation for Staff Member	$ 278.15
26/06/2025	The Reject Shop	Volunteer Gifts	$ 85.50
26/06/2025	Pingelly IGA	Volunteer Celebrations	$ 42.00
28/06/2025	Reconciliation Australia	Reconciliation Action Plan	$ 1,375.00
29/06/2025	Bendigo Bank	Credit Card Fee	$ 4.00
		Total June 2025	**$ 6,895.21**

EMW

Date	Transaction	Description	Amount
5/06/2025	Pingelly IGA	Consumables	$ 99.69
11/06/2025	Pingelly Pharmacy	Batteries	$ 8.00
19/06/2025	D Nguyen & T Nguyen	Farewell Cake	$ 65.00
28/06/2025	Narrogin Betta Home	Vacuum Cleaner	$ 398.00
29/06/2025	Bendigo Bank	Credit Card Fee	$ 4.00
		Total June 2025	**$ 574.69**

MCCS

Date	Transaction	Description	Amount
1/06/2025	Temu	Refund - Pingelly Event Murchandise	-$ 264.97
11/06/2025	Coles	Assorted Supplies for Event	$ 157.32
24/06/2025	Dan Murphy's	Refreshments for Volunteer Event	$ 247.87
26/06/2025	Aldi	Supplies for Volunteer Celebration	$ 264.33
26/06/2025	Spudshed	Supplies for Volunteer Celebration	$ 294.27
26/06/2025	Pingelly IGA	Supplies for Volunteer Celebration	$ 25.60
29/06/2025	Bendigo Bank	Credit Card Fee	$ 4.00
		Total June 2025	**$ 728.42**

Fuel Card Transactions for the current month

CEO	0PN	Litres	Amount
4/06/2025		73.57	$ 123.23
21/06/2025		63.8	$ 109.42
27/06/2025		53.72	$ 92.67
		191.09	**$ 325.32**
EMW	**PN01**		
6/06/2025		18.2	$ 30.67
13/06/2025		35.54	$ 59.17
27/06/2025		36.54	$ 62.67
		90.28	**$ 152.51**
MCCS	**PN761**		
9/06/2025		31.48	$ 52.73
14/06/2025		67.86	$ 113.67
25/06/2025		54.35	$ 93.75
		153.69	**$ 260.15**
Small Plant	**P100**		
3/06/2025		53.2	$ 89.64
		53.2	**$ 89.64**
Bush Fire Truck	**PN322**		
1/06/2025		67.75	$ 113.48
15/06/2025		36.42	$ 61.00
28/06/2025		49.85	$ 87.49
		154.02	**$ 261.97**
INVOICE TOTAL			**$ 1,089.59**

15.3. Adoption of 2025/26 Budget Fees and Charges

File Reference:	**ADM0067**
Location:	**Not Applicable**
Applicant:	**Not Applicable**
Author:	**The Accountant**
Disclosure of Interest:	**Nil**
Attachments:	**Statutory Budget** **Schedule of Fees & Charges**

Summary
The purpose of this report is to consider and adopt the Shire of Pingelly Budget for the 2025/2026 financial year, including imposition of rates and minimum payments, adoption of fees and charges, establishment of new reserve funds, setting of elected member's fees for the year and other consequential matters arising from the budget papers.

Background
Council is required to formally adopt an annual budget to guide the functions and operations of the local government and enable it to raise revenue and deliver services to the community.

Comment
The budget has been prepared to include information required by the *Local Government Act 1995, Local Government (Financial Management) Regulations 1996* and Australian Accounting Standards. The main features of the draft budget include:

- The budget has been prepared with a total rate revenue increase of 4.0% in line with the forward financial plans contained in the Plan for the Future. The proposed 2% increase for the Wheatbelt Secondary Freight Network has not been included with the draft budget due to the delayed commencement. The current $165,000 funding has been provided to fund planning the future works and permits e.g. clearing permits and approvals under the *Aboriginal Cultural Heritage Act* is included in the budget.
- Fees and Charges have been adjusted and are itemised in the draft budget.
- Household and commercial waste charges have not increased.
- A capital works program totalling $3,603,132 for investment in infrastructure, buildings, plant and equipment and furniture and equipment is planned.
- Expenditure on a new plant fleet for roads construction and maintenance of $720,000, and road infrastructure is the major component of this in line with Council's strategy to increase the investment in road and associated assets. The Capital Road Program budget includes $1,817,433 in road projects which is all grant funded from the following sources:

Main Roads	Regional Road Group	$343,132
	Direct Grant	$137,000
	Wheatbelt Secondary Freight Network	$103,400
	Heavy Vehicle Rest Area	$235,416
DITRDC	Roads to Recovery Program	$369,421

An estimated surplus of $1.99m is the current financial position brought forward from 30 June 2025. However, this is unaudited and may change. Any change will be addressed as part of a future budget review.

Consultation
While no specific consultation has occurred on the draft 2025/26 budget, significant community consultation and engagement with the Pingelly Community Plan 2023 and during the past twelve months.

Extensive internal consultation has occurred between all Divisions and through briefings and a workshop with elected members.

Statutory Environment
Section 6.2 of the *Local government Act 1995* requires that not later than 31 August in each financial year, or such extended time as the Minister allows, each local government is to prepare and adopt, in the form and manner prescribed, a budget for its Municipal Fund for the financial year ending on the next 30 June.

Divisions 5 and 6 of Part 6 of the *Local Government Act 1995* refer to the setting of budgets and raising of rates and charges. The *Local Government (Financial Management) Regulations 1996* details the form and content of the budget. The draft 2025/26 budget as presented is considered to meet statutory requirements.

Policy Implications
Nil

Financial Implications
A balanced budget for the 2025/26 financial year.

Economic Implications
The draft 2025/2026 budget has been developed based on sound financial management and accountability principles and is considered to deliver a sustainable economic outcome for council and the community.

Social Implications
The draft 2025/26 budget delivers social outcomes identified in Pingelly planning and community supporting strategies that have been adopted by the Council.

Environmental Implications
The draft 2025/26 budget supports key environmental strategies and initiatives adopted by Council.

Strategic Implications
10.2 Govern Shire finances, assets, and operations responsibly.

Risk Implications

Risk:	Failure to prepare and Council adopt an Annual budget by 31 August each year.		
Consequence Theme:	Compliance	**Impact:**	Minor
Consequence:	Low impact, a small number of complaints. Some temporary non-compliance		
Likelihood Rating:	Unlikely	**Risk Matrix:**	Low (4)
Action Plan:	Preparation of the Annual Budget in a staged and planned process each year to be presented to Council before 31 August each year for adoption		

Part A – Municipal Fund Budget for 2025/2026

Voting Requirements:
Absolute Majority

Officers Recommendation:

Pursuant to the provisions of section 6.2 of the *Local Government Act 1995* and Part 3 of the *Local Government (Financial Management) Regulations 1996* the Council adopt the Municipal Fund Budget as contained in the attachment to this agenda and the minutes for the Shire of Pingelly for the 2025/26 financial year which includes the following:

- **Statement of Comprehensive Income by Nature**
- **Statement of Cash Flows**
- **Statement of Financial Activity showing an amount required to be raised from rates of $2,617,583**
- **Notes to and Forming Part of the Budget**

Moved: _____ Seconded: _____

Part B – General and Minimum Rates, Instalment Payment Arrangements

Voting Requirements:
Absolute Majority

Officers Recommendation:

1.For the purpose of yielding the deficiency disclosed by the Municipal Fund Budget adopted at Part A above, council pursuant to sections 6.32, 6.33, 6.34 and 6.35 of the Local Government *Act 1995* impose the following general rates and minimum rates on Gross Rental and Unimproved Values.

1.1 General Rates

Residential (GRV)	**12.1950 cents in the dollar**
Commercial (GRV)	**12.1950 cents in the dollar**
Industrial (GRV)	**12.1950 cents in the dollar**
Townsite (GRV)	**12.1950 cents in the dollar**
Broadacre Rural (UV)	**0.6141 cents in the dollar**

1.2 Minimum Payments

Residential (GRV)	**$1,123**
Commercial (GRV)	**$1,123**
Industrial (GRV)	**$1,123**
Townsite (GRV)	**$1,123**
Broadacre Rural (UV)	**$1,123**

2. Pursuant to section 6.45 of the *Local Government Act 1995* and regulation 64(2) of the Local Government (Financial Management) Regulations 1996, Council nominates the following due dates for the payment in full by instalments:

- **Full payment and 1st instalment due date — 26 September 2025**
- **2nd half instalment due date — 30 January 2026**
- **1st quarterly instalment due date — 26 September 2025**
- **2nd quarterly instalment due date — 28 November 2025**
- **3rd quarterly instalment due date — 30 January 2026**
- **4th quarterly instalment due date — 27 March 2026**

3. Pursuant to section 6.45 of the *Local Government Act 1995* and regulation 67 of the *Local Government (Financial Management) regulations 1996*, Council adopts an instalment administration charge where the owner has elected to pay rates (and service charges) through an instalment option of $10 for each instalment after the initial instalment is paid.

4. Pursuant to section 6.45 of the *Local Government Act 1995* and regulation 68 of the *Local Government (Financial Management) Regulations 1996*, Council adopts an interest rate of 5.5% where the owner has elected to pay rates and service charges through an instalment option.

5. Pursuant to section 6.51 (1) and subject to section 6.51 (4) of the *Local Government Act 1995 and the Local Government (Financial Management) Regulations 1996,* Council adopts an interest rate of 11% for rates (and service charges) and costs of proceedings to recover such charges that remains unpaid after becoming due and payable.

Moved: _____ Seconded: _____

Part C – General Fees and Charges for 2024/2025

Voting Requirements:
Absolute Majority

Officers Recommendation:

Pursuant to section 6.16 of the *Local Government Act 1995*, Council adopts the Fees and charges included with the 2025/2026 budget.

Moved: _____ Seconded: _____

Part D – Other Statutory Fees for 2024/2025

Voting Requirements:
Absolute Majority

Officers Recommendation:

1. **Pursuant to section 53 of the *Cemeteries Act 1986* Council adopts the fees and charges for the Pingelly and Moorumbine cemeteries in the 2025/2026 budget, as amended.**

2. **Pursuant to section 67 of the *Waste Avoidance and Resources Recovery Act 2007*, Council adopt the following charges for the removal of domestic and commercial waste:**

   2.1 **Residential Premises including recycling 240L Refuse Bin collected weekly and 240L Recycling Bin collected fortnightly $395.50 pa**

   2.2 **Commercial and Industrial Premises including recycling 240L Refuse Bin collected weekly and 240L Recycling Bin collected fortnightly $395.50 pa**

3. **Pursuant to section 67 of the *Waste avoidance and Resources Recovery Act 2007*, and section 6.16 of the *Local Government Act 1995* Council adopt the following charges for the deposit of domestic and commercial waste (inclusive of GST where applicable):**

• **Refuse Site after Hours Access Fee (unsupervised)**	**$145.00**
• **Refuse Site after Hours Access Fee (supervised)**	**$130.00**
• **Burial of Hazardous Waste (per m^3)**	**$185.00**
• **Building Rubble sorted (per m^3)**	**$100.00**
• **Building Rubble unsorted (per m3)**	**$175.00**
• **Green Waste – Non-Residents (per m3)**	**$ 15.00**
• **Septic Waste (per m^3) as per license**	**$ 35.00**
• **Contaminated or unsorted mixed loads (per m^3)**	**$100.00**

Moved: _____ Seconded: _____

Part E – Elected Members Fees and Charges

Voting Requirements:
Absolute Majority

Officers Recommendation:

1. **Pursuant to section 5.99 of the *Local Government Act 1995* and regulation 34 of the *Local Government (Administration) Regulations 1996*, Council adopts the following annual fees for payment of elected members in lieu of individual meeting fees:**

   - **President** **$11,000**
   - **Deputy President** **$ 5,500**
   - **Councillors** **$ 4,740**

2. **Pursuant to section 5.98(5) of the *Local Government Act 1995* and regulation 33 of the *Local Government (Administration) Regulations 1996*, Council adopts the following annual local government allowance to be paid in addition to the annual meeting allowance:**

   - **President** **$1,545**

3. **Pursuant to section 5.98A of the *Local Government Act 1995* and regulations 33A of the *Local Government (Administration) Regulations 1996*, Council adopts the following annual local government allowance to be paid in addition to the annual meeting allowance:**

   - **Deputy President** **$386**

Moved: _____ Seconded: _____

Part F – Material Variance Reporting for 2023/2024

Voting Requirements:
Absolute Majority

Officers Recommendation:

In accordance with regulation 34 (5) of the *Local Government (Financial Management) Regulations 1996*, and AASB 1031 Materiality, the level to be used in statements of financial activity in 2025/2026 for reporting material variances shall be 10% and $10,000, whichever is the greater.

Moved: _____ Seconded: _____

Part G – Early Payment Incentive Prize

Voting Requirements:
Absolute Majority

Officers Recommendation:

That:

1. **Entry into the Early Payment of Rates competition be offered to ratepayers who have paid in full all rates and charges within 35 days of issue (26 September 2025);**

2. **Entry into the Reliable Rates Incentive competition be offered to ratepayers who have a $0 credit balance as at 30 June 2025;**

And that the draw be conducted at the 21 October 2025 Ordinary Council meeting following the close of the competition.

Moved: _____ Seconded: _____

SHIRE OF PINGELLY

ANNUAL BUDGET

FOR THE YEAR ENDED 30 JUNE 2026

LOCAL GOVERNMENT ACT 1995

TABLE OF CONTENTS

Statement of Comprehensive Income	2
Statement of Cash Flows	3
Statement of Financial Activity	4
Index of Notes to the Budget	5
Schedule of Fees and Charges	28

The Shire of Pingelly a Class 4 local government conducts the operations of a local government with the following community vision:

Pingelly, a sustainable community, where a natural beauty and economic diversity provides opportunities for all.

SHIRE OF PINGELLY
STATEMENT OF COMPREHENSIVE INCOME
FOR THE YEAR ENDED 30 JUNE 2026

	Note	2025/26 Budget	2024/25 Actual	2024/25 Budget
Revenue		$	$	$
Rates	2(a)	2,617,583	2,514,615	2,522,431
Grants, subsidies and contributions		1,403,690	1,573,060	932,546
Fees and charges	14	438,360	446,858	447,951
Interest revenue	10(a)	107,839	106,720	81,226
Other revenue		89,750	201,380	88,381
		4,657,222	4,842,633	4,072,535
Expenses				
Employee costs		(2,301,955)	(2,227,751)	(2,310,252)
Materials and contracts		(1,672,581)	(1,660,371)	(2,164,405)
Utility charges		(236,575)	(212,841)	(193,870)
Depreciation	6	(3,303,900)	(3,298,036)	(3,286,121)
Finance costs	10(c)	(87,746)	(90,075)	(101,719)
Insurance		(241,847)	(231,417)	(224,601)
Other expenditure		(78,981)	(67,111)	(88,311)
		(7,923,585)	(7,787,602)	(8,369,279)
		(3,266,363)	(2,944,969)	(4,296,744)
Capital grants, subsidies and contributions		1,478,828	2,189,322	2,857,823
Profit on asset disposals	5	18,000	3,110	22,849
Loss on asset disposals	5	(18,522)	(73,502)	(53,220)
Fair value adjustments to financial assets at fair value through profit or loss		0	(2,664)	0
		1,478,306	2,116,266	2,827,452
Net result for the period		**(1,788,057)**	**(828,703)**	**(1,469,292)**
Total other comprehensive income for the period		**0**	**0**	**0**
Total comprehensive income for the period		**(1,788,057)**	**(828,703)**	**(1,469,292)**

This statement is to be read in conjunction with the accompanying notes.

SHIRE OF PINGELLY
STATEMENT OF CASH FLOWS
FOR THE YEAR ENDED 30 JUNE 2026

	Note	2025/26 Budget	2024/25 Actual	2024/25 Budget
CASH FLOWS FROM OPERATING ACTIVITIES				
Receipts		$	$	$
Rates		2,617,583	2,509,031	2,522,431
Grants, subsidies and contributions		2,005,690	340,047	932,546
Fees and charges		438,360	446,858	447,951
Interest revenue		107,839	106,720	81,226
Goods and services tax received		0	(2,223)	337,002
Other revenue		89,750	201,380	88,381
		5,259,222	3,601,813	4,409,537
Payments				
Employee costs		(2,301,955)	(2,343,004)	(2,310,252)
Materials and contracts		(1,653,618)	(2,000,383)	(2,164,404)
Utility charges		(236,575)	(212,841)	(193,870)
Finance costs		(87,746)	(128,412)	(101,719)
Insurance paid		(241,847)	(231,417)	(224,601)
Goods and services tax paid		0	0	(337,002)
Other expenditure		(78,981)	(67,111)	(88,311)
		(4,600,722)	(4,983,168)	(5,420,159)
Net cash provided by (used in) operating activities	4	658,500	(1,381,355)	(1,010,622)
CASH FLOWS FROM INVESTING ACTIVITIES				
Payments for purchase of property, plant & equipment	5(a)	(1,288,350)	(1,536,013)	(2,264,194)
Payments for construction of infrastructure	5(b)	(2,314,782)	(1,247,985)	(2,029,228)
Capital grants, subsidies and contributions		1,478,828	2,307,049	2,857,823
Proceeds from sale of property, plant and equipment	5(a)	60,500	160,115	232,750
Proceeds on financial assets at amortised cost - self supporting loans		25,699	33,410	33,410
Proceeds on disposal of financial assets at fair value through profit and loss		0	(2,664)	
Net cash (used in) investing activities		(2,038,105)	(286,087)	(1,169,439)
CASH FLOWS FROM FINANCING ACTIVITIES				
Repayment of borrowings	7(a)	(241,805)	(255,169)	(300,821)
Payments for principal portion of lease liabilities	8	(78,289)	(101,307)	(101,396)
Proceeds from new borrowings	7(a)	0	500,000	500,000
Proceeds on disposal of financial assets at amortised cost - term deposits		0	24,114	
Net cash provided by (used in) financing activities		(320,094)	167,638	97,783
Net (decrease) in cash held		(1,699,699)	(1,499,805)	(2,082,278)
Cash at beginning of year		2,754,702	4,286,743	3,165,159
Cash and cash equivalents at the end of the year	4	**1,055,003**	**2,786,938**	**1,082,881**

This statement is to be read in conjunction with the accompanying notes.

SHIRE OF PINGELLY
STATEMENT OF FINANCIAL ACTIVITY
FOR THE YEAR ENDED 30 JUNE 2026

OPERATING ACTIVITIES	Note	2025/26 Budget	2024/25 Actual	2024/25 Budget
		$	$	$
Revenue from operating activities				
General rates	2(a)(i)	2,423,304	2,316,975	2,324,791
Rates excluding general rates	2(a)	194,279	197,640	197,640
Grants, subsidies and contributions		1,403,690	1,573,060	932,546
Fees and charges	14	438,360	446,858	447,951
Interest revenue	10(a)	107,839	106,720	81,226
Other revenue		89,750	201,380	88,381
Profit on asset disposals	5	18,000	3,110	22,849
Fair value adjustments to financial assets at fair value through profit or loss		0	(2,664)	0
		4,675,222	4,843,079	4,095,384
Expenditure from operating activities				
Employee costs		(2,301,955)	(2,227,751)	(2,310,252)
Materials and contracts		(1,672,581)	(1,660,371)	(2,164,405)
Utility charges		(236,575)	(212,841)	(193,870)
Depreciation	6	(3,303,900)	(3,298,036)	(3,286,121)
Finance costs	10(c)	(87,746)	(90,075)	(101,719)
Insurance		(241,847)	(231,417)	(224,601)
Other expenditure		(78,981)	(67,111)	(88,311)
Loss on asset disposals	5	(18,522)	(73,502)	(53,220)
		(7,942,107)	(7,861,104)	(8,422,499)
Non cash amounts excluded from operating activities	3(c)	3,304,422	3,365,185	3,316,492
Amount attributable to operating activities		**37,537**	**347,160**	**(1,010,623)**
INVESTING ACTIVITIES				
Inflows from investing activities				
Capital grants, subsidies and contributions		1,478,828	2,189,322	2,857,823
Proceeds from disposal of property, plant and equipment	5(a)	60,500	160,115	232,750
Proceeds from financial assets at amortised cost - self supporting loans		25,699	33,410	33,410
Proceeds on disposal of financial assets at fair value through profit and loss		0	(2,664)	
		1,565,027	2,380,183	3,123,983
Outflows from investing activities				
Payments for property, plant and equipment	5(a)	(1,288,350)	(1,536,013)	(2,264,194)
Payments for construction of infrastructure	5(b)	(2,314,782)	(1,247,985)	(2,029,228)
		(3,603,132)	(2,783,997)	(4,293,422)
Amount attributable to investing activities		**(2,038,105)**	**(403,814)**	**(1,169,439)**
FINANCING ACTIVITIES				
Inflows from financing activities				
Proceeds from new borrowings	7(a)	0	500,000	500,000
Transfers from reserve accounts	9(a)	294,000	0	140,000
		294,000	500,000	640,000
Outflows from financing activities				
Repayment of borrowings	7(a)	(241,805)	(255,169)	(300,821)
Payments for principal portion of lease liabilities	8	(78,289)	(101,307)	(101,396)
Transfers to reserve accounts	9(a)	(41,499)	(116,467)	(157,929)
		(361,593)	(472,944)	(560,146)
Amount attributable to financing activities		**(67,593)**	**27,056**	**79,854**
MOVEMENT IN SURPLUS OR DEFICIT				
Surplus at the start of the financial year	3	2,068,161	2,097,759	2,100,207
Amount attributable to operating activities		37,537	347,160	(1,010,622)
Amount attributable to investing activities		(2,038,105)	(403,814)	(1,169,439)
Amount attributable to financing activities		(67,593)	27,056	79,854
Surplus/(deficit) remaining after the imposition of general rates	3	**0**	**2,068,161**	**0**

This statement is to be read in conjunction with the accompanying notes.

SHIRE OF PINGELLY
FOR THE YEAR ENDED 30 JUNE 2026
INDEX OF NOTES TO THE BUDGET

Note 1	Basis of Preparation	6
Note 2	Rates and Service Charges	7
Note 3	Net Current Assets	12
Note 4	Reconciliation of cash	14
Note 5	Property, Plant and Equipment	15
Note 6	Depreciation	16
Note 7	Borrowings	17
Note 8	Lease Liabilities	20
Note 9	Reserve Accounts	21
Note 10	Other Information	22
Note 11	Council Members Remuneration	23
Note 12	Revenue and Expenditure	24
Note 13	Program Information	26
Note 14	Fees and Charges	27

1 BASIS OF PREPARATION

The annual budget of the Shire of Pingelly which is a Class 4 local government is a forward looking document and has been prepared in accordance with the *Local Government Act 1995* and accompanying regulations.

Local Government Act 1995 requirements
Section 6.4(2) of the *Local Government Act 1995* read with the *Local Government (Financial Management) Regulations 1996* prescribe that the annual budget be prepared in accordance with the *Local Government Act 1995* and, to the extent that they are not inconsistent with the Act, the Australian Accounting Standards. The Australian Accounting Standards (as they apply to local governments and not-for-profit entities) and Interpretations of the Australian Accounting Standards Board were applied where no inconsistencies exist.

The *Local Government (Financial Management) Regulations 1996* specify that vested land is a right-of-use asset to be measured at cost, and is considered a zero cost concessionary lease. All right-of-use assets under zero cost concessionary leases are measured at zero cost rather than at fair value, except for vested improvements on concessionary land leases such as roads, buildings or other infrastructure which continue to be reported at fair value, as opposed to the vested land which is measured at zero cost. The measurement of vested improvements at fair value is a departure from *AASB 16 Leases* which would have required the Shire to measure any vested improvements at zero cost.

Accounting policies which have been adopted in the preparation of this annual budget have been consistently applied unless stated otherwise. Except for cash flow and rate setting information, the annual budget has been prepared on the accrual basis and is based on historical costs, modified, where applicable, by the measurement at fair value of selected non-current assets, financial assets and liabilities.

The local government reporting entity
All funds through which the Shire controls resources to carry on its functions have been included in the financial statements forming part of this annual budget.

All monies held in the Trust Fund are excluded from the financial statements. A separate statement of those monies appears at Note 11 to the annual budget.

2024/25 actual balances
Balances shown in this budget as 2024/25 Actual are estimates as forecast at the time of preparation of the annual budget and are subject to final adjustments.

Budget comparative figures
Unless otherwise stated, the budget comparative figures shown in the budget relate to the original budget estimate for the relevant item of disclosure.

Comparative figures
Where required, comparative figures have been adjusted to conform with changes in presentation for the current financial year.

Rounding off figures
All figures shown in this statement are rounded to the nearest dollar.

Statement of Cashflows
Investing and financing transactions that do not require the use of cash or cash equivalents shall be excluded from a statement of cash flows. Such transactions shall be disclosed elsewhere in the financial statements in a way that provides all the relevant information about these investing and financing activities.

Initial application of accounting standards
During the budget year, the below revised Australian Accounting Standards and Interpretations are expected to be compiled, become mandatory and be applicable to its operations.
• *AASB 2020-1 Amendments to Australian Accounting Standards*
- Classification of Liabilities as Current or Non-current
• *AASB 2022-5 Amendments to Australian Accounting Standards*
- Lease Liability in a Sale and Leaseback
• *AASB 2022-6 Amendments to Australian Accounting Standards*
- Non-current Liabilities with Covenants
• *AASB 2023-1 Amendments to Australian Accounting Standards*
- Supplier Finance Arrangements
• *AASB 2023-3 Amendments to Australian Accounting Standards*
- Disclosure of Non-current Liabilities with Covenants: Tier 2
• *AASB 2024-1 Amendments to Australian Accounting Standards*
- Supplier Finance Arrangements: Tier 2 Disclosures
It is not expected these standards will have an impact on the annual budget.

• *AASB 2022-10 Amendments to Australian Accounting Standards*
- Fair Value Measurement of Non-Financial Assets of Not-for-Profit Public Sector Entities, became mandatory during the budget year. Amendments to AASB 13 *Fair Value Measurement* impacts the future determination of fair value when revaluing assets using the cost approach. Timing of future revaluations is defined by regulation 17A of *Local Government (Financial Management) Regulations 1996*. Impacts of this pronouncement are yet to be quantified and are dependent on the timing of future revaluations of asset classes. No material impact is expected in relation to the 2025-26 statutory budget.

New accounting standards for application in future years
The following new accounting standards will have application to local government in future years:
• *AASB 2014-10 Amendments to Australian Accounting Standards*
- Sale or Contribution of Assets between an Investor and its Associate or Joint Venture
• *AASB 2024-4b Amendments to Australian Accounting Standards*
- Effective Date of Amendments to AASB 10 and AASB 128 [deferred AASB 10 and AASB 128 amendments in AASB 2014-10 apply]
• *AASB 2022-9 Amendments to Australian Accounting Standards*
- Insurance Contracts in the Public Sector
• *AASB 2023-5 Amendments to Australian Accounting Standards*
- Lack of Exchangeability
• *AASB 18 (FP) Presentation and Disclosure in Financial Statements*
- (Appendix D) [for for-profit entities]
• *AASB 18 (NFP/super) Presentation and Disclosure in Financial Statements*
- (Appendix D) [for not-for-profit and superannuation entities]
• *AASB 2024-2 Amendments to Australian Accounting Standards*
- Classification and Measurement of Financial Instruments
• *AASB 2024-3 Amendments to Australian Accounting Standards*
- Standards – Annual Improvements Volume 11
It is not expected these standards will have an impact on the annual budget.

Critical accounting estimates and judgements
The preparation of the annual budget in conformity with Australian Accounting Standards requires management to make judgements, estimates and assumptions that effect the application of policies and reported amounts of assets and liabilities, income and expenses.

The estimates and associated assumptions are based on historical experience and various other factors that are believed to be reasonable under the circumstances; the results of which form the basis of making the judgements about carrying values of assets and liabilities that are not readily apparent from other sources. Actual results may differ from these estimates.

As with all estimates, the use of different assumptions could lead to material changes in the amounts reported in the financial report.

The following are estimates and assumptions that have a significant risk of causing a material adjustment to the carrying amounts of assets and liabilities within the next financial year and further information on their nature and impact can be found in the relevant note:
• Fair value measurement of assets carried at reportable value including:
  • Property, plant and equipment
  • Infrastructure
• Expected credit losses on financial assets
• Assets held for sale
• Impairment losses of non-financial assets
• Investment property
• Estimated useful life of intangible assets
• Measurement of employee benefits
• Measurement of provisions

2. RATES AND SERVICE CHARGES

(a) Rating Information

Rate Description	Basis of valuation	Rate in dollar	Number of properties	Rateable value*	2025/26 Budgeted rate revenue	2025/26 Budgeted interim rates	2025/26 Budgeted total revenue	2024/25 Actual total revenue	2024/25 Budget total revenue
				$	$	$	$	$	$
(i) General rates									
Commercial / Industrial	Gross rental valuation	0.12195	25	418,455	51,029	0	51,029	47,986	49,066
Townsites	Gross rental valuation	0.12195	13	178,100	21,719	0	21,719	21,848	20,883
General	Gross rental valuation	0.12195	320	4,509,336	549,895	0	549,895	525,434	528,229
Rural Residence	Gross rental valuation	0.12195	67	1,016,860	124,002	0	124,002	112,409	115,605
Broadacre Rural	Unimproved valuation	0.00614	222	273,205,030	1,676,659	0	1,676,659	1,609,298	1,611,008
Total general rates			647	279,327,781	2,423,304	0	2,423,304	2,316,975	2,324,791
		Minimum							
(ii) Minimum payment		$							
Commercial / Industrial	Gross rental valuation	1,123.00	16	47,150	17,968	0	17,968	17,280	17,280
Townsites	Gross rental valuation	1,123.00	8	18,685	8,984	0	8,984	7,560	7,560
General	Gross rental valuation	1,123.00	58	91,428	65,134	0	65,134	65,880	65,880
Rural Residence	Gross rental valuation	1,123.00	17	50,270	19,091	0	19,091	24,840	24,840
Broadacre Rural	Unimproved valuation	1,123.00	74	8,913,874	83,102	0	83,102	82,080	82,080
Total minimum payments			173	9,121,407	194,279	0	194,279	197,640	197,640
Total general rates and minimum payments			820	288,449,188	2,617,583	0	2,617,583	2,514,615	2,522,431
Instalment plan charges							4,200	4,170	4,275
Instalment plan interest							8,500	8,634	8,300
Late payment of rate or service charge interest							8,000	7,916	10,000
							20,700	20,720	22,575

The Shire did not raise specified area rates for the year ended 30th June 2026.

*Rateable Value at time of adopting budget.

All rateable properties within the district used predominately for non-rural purposes are rated according to their Gross Rental Valuation (GRV), all other properties are rated according to their Unimproved Valuation (UV).

The general rates detailed for the 2025/26 financial year have been determined by Council on the basis of raising the revenue required to meet the estimated deficiency between the total estimated expenditure proposed in the budget and the estimated revenue to be received from all sources other than general rates and also considering the extent of any increase in rating over the level adopted in the previous year.

The minimum payments have been determined by Council on the basis that all ratepayers must make a reasonable contribution to the cost of local government services/facilities.

2. RATES AND SERVICE CHARGES (CONTINUED)

(b) Interest Charges and Instalments - Rates and Service Charges

The following instalment options are available to ratepayers for the payment of rates and service charges.

Option 1 (Full Payment)
Full Amount of Rates and charges including arrears, to be paid before 12 September 2025 or 35 days after the date of issue appearing on the rates notice, whichever is the later.

Option 2 (Two Instalments)
First instalment to be made before 12 September 2025 or 35 days of issue on the rates notice, whichever is the later including all arrears and half the current rates and service charges, and
Second instalment to be made on or before 14 January 2026 or 4 months after the first instalment, whichever is the later.

Option 3 (Four Instalments)
First instalment to be made before12 September 2025 or 35 days of issue on the rates notice, whichever is the later including all arrears and half the current rates and service charges, and
Second instalment to be made on or before 13 November 2025 or 2 months after the first instalment, whichever is the later.
Third instalment to be made on or before 14 January 2026 or 2 months after the Second instalment, whichever is the later.
Forth instalment to be made on or before 17 March 2026 or 2 months after the Third instalment, whichever is the later.

Instalment options	Date due	Instalment plan admin charge	Instalment plan interest rate	Unpaid rates interest rates
		$	%	%
Option one				
Single full payment	12 September 2025	0	0.0%	11.0%
Option two				
First instalment	12 September 2025	0	5.5%	11.0%
Second instalment	14 January 2026	10	5.5%	11.0%
Option three				
First instalment	12 September 2025	0	5.5%	11.0%
Second instalment	13 November 2025	10	5.5%	11.0%
Third instalment	14 January 2026	10	5.5%	11.0%
Fourth instalment	17 March 2026	10	5.5%	11.0%

(c) Objectives and Reasons for Differential Rating

2. RATES AND SERVICE CHARGES (CONTINUED)

To provide equity in the rating of properties across the Shire the following rate categories have been determined for the implementation of differential rating.

(i) Differential general rate

Description	Characteristics	Objects	Reasons

(ii) Differential Minimum Payment

2. RATES AND SERVICE CHARGES (CONTINUED)

(d) Service Charges

The Shire did not raise service charges for the year ended 30th June 2026.

(e) Waivers or concessions

The Shire does not anticipate any waivers or concessions for the year ended 30th June 2026.

3. NET CURRENT ASSETS

(a) Composition of estimated net current assets

	Note	2025/26 Budget 30 June 2026	2024/25 Actual 30 June 2025	2024/25 Budget 30 June 2025
Current assets		$	$	$
Cash and cash equivalents	4	1,006,926	2,754,702	1,082,881
Financial assets		29,114	29,114	1,126,583
Receivables		593,678	1,147,600	507,669
Inventories		5,637	5,637	10,066
Other assets		0	0	83,875
Non-current assets held for sale		0	0	
		1,635,355	3,937,053	2,811,074
Less: current liabilities				
Trade and other payables		(150,594)	(131,631)	(563,609)
Contract liabilities		(294,117)	(294,117)	(58,250)
Capital grant/contribution liability		(175,977)	(175,977)	(1,044,702)
Lease liabilities	8	(19,411)	(78,232)	(97,611)
Long term borrowings	7	(207,154)	(196,352)	(409,197)
Employee provisions		(281,753)	(281,753)	(352,433)
		(1,129,006)	(1,158,062)	(2,525,802)
Net current assets		506,349	2,778,991	285,272
Less: Total adjustments to net current assets	3(b)	(506,349)	(710,830)	(285,272)
Net current assets used in the Statement of Financial Activity		0	2,068,161	0

(b) Current assets and liabilities excluded from budgeted deficiency

The following current assets and liabilities have been excluded from the net current assets used in the Statement of Financial Activity in accordance with *Financial Management Regulation 32* to agree to the surplus/(deficit) after imposition of general rates.

Adjustments to net current assets				
Less: Cash - reserve accounts	9	(985,549)	(1,238,050)	(1,139,512)
Less: Current assets not expected to be received at end of year				
- Current financial assets at amortised cost - self supporting loans		(24,115)	(24,114)	
- Other liabilities [describe]		(5,000)	(5,000)	(5,000)
Add: Current liabilities not expected to be cleared at end of year				
- Current portion of borrowings		207,154	196,352	409,197
- Current portion of lease liabilities		19,411	78,232	97,611
- Current portion of employee benefit provisions held in reserve		281,750	281,750	352,432
Total adjustments to net current assets		(506,349)	(710,830)	(285,272)

EXPLANATION OF DIFFERENCE IN NET CURRENT ASSETS AND SURPLUS/(DEFICIT)

Items excluded from calculation of budgeted deficiency
When calculating the budget deficiency for the purpose of Section 6.2 (2)(c) of the *Local Government Act 1995* the following amounts have been excluded as provided by *Local Government (Financial Management) Regulation 32* which will not fund the budgeted expenditure.

(c) Non-cash amounts excluded from operating activities

The following non-cash revenue or expenditure has been excluded from amounts attributable to operating activities within the Statement of Financial Activity in accordance with *Financial Management Regulation 32.*

	Note	2025/26 Budget 30 June 2026	2024/25 Actual 30 June 2025	2024/25 Budget 30 June 2025
Adjustments to operating activities		$	$	$
Less: Profit on asset disposals	5	(18,000)	(3,110)	(22,849)
Add: Loss on asset disposals	5	18,522	73,502	53,220
Add: Depreciation	6	3,303,900	3,298,036	3,286,121
Non-cash movements in non-current assets and liabilities:				
- Financial assets at amortised cost			24,114	
- Employee provisions		0	(27,357)	
Non cash amounts excluded from operating activities		3,304,422	3,365,185	3,316,492

3. NET CURRENT ASSETS

(d) MATERIAL ACCOUNTING POLICIES

CURRENT AND NON-CURRENT CLASSIFICATION

The asset or liability is classified as current if it is expected to be settled within the next 12 months, being the Shire's operational cycle. In the case of liabilities where the Shire does not have the unconditional right to defer settlement beyond 12 months, such as vested long service leave, the liability is classified as current even if not expected to be settled within the next 12 months. Inventories held for trading are classified as current or non-current based on the Shire's intentions to release for sale.

TRADE AND OTHER PAYABLES

Trade and other payables represent liabilities for goods and services provided to the Shire prior to the end of the financial year that are unpaid and arise when the Shire becomes obliged to make future payments in respect of the purchase of these goods and services. The amounts are unsecured, are recognised as a current liability and are normally paid within 30 days of recognition. The carrying amounts of trade and other payables are considered to be the same as their fair values, due to their short-term nature.

PREPAID RATES

Prepaid rates are, until the taxable event has occurred (start of the next financial year), refundable at the request of the ratepayer. Rates received in advance are initially recognised as a financial liability. When the taxable event occurs, the financial liability is extinguished and the Shire recognises revenue for the prepaid rates that have not been refunded.

INVENTORIES

General

Inventories are measured at the lower of cost and net realisable value.

Net realisable value is the estimated selling price in the ordinary course of business less the estimated costs of completion and the estimated costs necessary to make the sale.

SUPERANNUATION

The Shire contributes to a number of superannuation funds on behalf of employees. All funds to which the Shire contributes are defined contribution plans.

INVENTORY - LAND HELD FOR RESALE

Land held for development and sale is valued at the lower of cost and net realisable value. Cost includes the cost of acquisition, development, borrowing costs and holding costs until completion of development. Finance costs and holding charges incurred after development is completed are expensed.

Gains and losses are recognised in profit or loss at the time of signing an unconditional contract of sale if significant risks and rewards, and effective control over the land, are passed on to the buyer at this point.

Inventory - land held for resale is classified as current except where it is held as non-current based on the Shire's intentions to release for sale.

GOODS AND SERVICES TAX (GST)

Revenues, expenses and assets are recognised net of the amount of GST, except where the amount of GST incurred is not recoverable from the Australian Taxation Office (ATO).

Receivables and payables are stated inclusive of GST receivable or payable. The net amount of GST recoverable from, or payable to, the ATO is included with receivables or payables in the statement of financial position.

Cash flows are presented on a gross basis. The GST components of cash flows arising from investing or financing activities which are recoverable from, or payable to, the ATO are presented as operating cash flows.

CONTRACT LIABILITIES

Contract liabilities represent the Shire's obligation to transfer goods or services to a customer for which the Shire has received consideration from the customer.

Contract liabilities represent obligations which are not yet satisfied. Contract liabilities are recognised as revenue when the performance obligations in the contract are satisfied.

TRADE AND OTHER RECEIVABLES

Trade and other receivables include amounts due from ratepayers for unpaid rates and service charges and other amounts due from third parties for grants, contributions, reimbursements, and goods sold and services performed in the ordinary course of business.

Trade and other receivables are recognised initially at the amount of consideration that is unconditional, unless they contain significant financing components, when they are recognised at fair value.

Trade receivables are held with the objective to collect the contractual cashflows and therefore the Shire measures them subsequently at amortised cost using the effective interest rate method.

Due to the short term nature of current receivables, their carrying amount is considered to be the same as their fair value. Non-current receivables are indexed to inflation, any difference between the face value and fair value is considered immaterial.

The Shire applies the AASB 9 simplified approach to measuring expected credit losses using a lifetime expected loss allowance for all trade receivables. To measure the expected credit losses, rates receivable are separated from other trade receivables due to the difference in payment terms and security for rates receivable.

PROVISIONS

Provisions are recognised when the Shire has a present legal or constructive obligation, as a result of past events, for which it is probable that an outflow of economic benefits will result and that outflow can be reliably measured.

Provisions are measured using the best estimate of the amounts required to settle the obligation at the end of the reporting period.

EMPLOYEE BENEFITS

Short-term employee benefits

Provision is made for the Shire's obligations for short-term employee benefits. Short term employee benefits are benefits (other than termination benefits) that are expected to be settled wholly before 12 months after the end of the annual reporting period in which the employees render the related service, including wages, salaries and sick leave. Short-term employee benefits are measured at the (undiscounted) amounts expected to be paid when the obligation is settled.

The Shire's obligations for short-term employee benefits such as wages, salaries and sick leave are recognised as a part of current trade and other payables in the determination of the net current asset position.
The Shire's obligations for employees' annual leave and long service leave entitlements are recognised as provisions in the determination of the net current asset position.

Other long-term employee benefits

Long-term employee benefits provisions are measured at the present value of the expected future payments to be made to employees. Expected future payments incorporate anticipated future wage and salary levels, durations of service and employee departures and are discounted at rates determined by reference to market yields at the end of the reporting period on government bonds that have maturity dates that approximate the terms of the obligations. Any remeasurements for changes in assumptions of obligations for other long-term employee benefits are recognised in profit or loss in the periods in which the changes occur.

The Shire's obligations for long-term employee benefits are presented as non-current provisions in its statement of financial position, except where the Shire does not have an unconditional right to defer settlement for at least 12 months after the end of the reporting period, in which case the obligations are presented as current provisions.

4. RECONCILIATION OF CASH

For the purposes of the Statement of Cash Flows, cash includes cash and cash equivalents, net of outstanding bank overdrafts. Estimated cash at the end of the reporting period is as follows:

	Note	2025/26 Budget	2024/25 Actual	2024/25 Budget
		$	$	$
Cash at bank and on hand		(231,124)	1,516,652	1,082,881
Term deposits		1,238,050	1,238,050	
Total cash and cash equivalents		1,006,926	2,754,702	1,082,881
Held as				
- Unrestricted cash and cash equivalents		(128,901)	1,366,374	20,249
- Restricted cash and cash equivalents		1,135,827	1,388,328	1,062,632
	3(a)	1,006,926	2,754,702	1,082,881
Restrictions				
The following classes of assets have restrictions imposed by regulations or other externally imposed requirements which limit or direct the purpose for which the resources may be used:				
- Cash and cash equivalents		1,135,827	1,388,328	1,062,632
- Restricted financial assets at amortised cost - term deposits		25,699	25,699	1,121,583
		1,161,526	1,414,027	2,184,215
The assets are restricted as a result of the specified purposes associated with the liabilities below:				
Reserve accounts	9	985,549	1,238,050	1,139,513
Unspent capital grants, subsidies and contribution liabilities		175,977	175,977	1,044,702
		1,161,526	1,414,027	2,184,215
Reconciliation of net cash provided by operating activities to net result				
Net result		(1,788,057)	(828,703)	(1,469,292)
Depreciation	6	3,303,900	3,298,036	3,286,121
(Profit)/loss on sale of asset	5	522	70,392	30,371
Adjustments to fair value of financial assets at fair value through profit and loss		0	2,664	0
(Increase)/decrease in receivables		602,000	(490,235)	
(Increase)/decrease in inventories		0	4,429	
Increase/(decrease) in payables		18,963	(438,113)	
Increase/(decrease) in contract liabilities		0	(750,585)	
Increase/(decrease) in unspent capital grants		0	117,727	
Increase/(decrease) in employee provisions		0	(59,918)	
Capital grants, subsidies and contributions		(1,478,828)	(2,307,049)	(2,857,823)
Net cash from operating activities		658,500	(1,381,355)	(1,010,623)

MATERIAL ACCOUNTING POLICES

CASH AND CASH EQUIVALENTS
Cash and cash equivalents include cash on hand, cash at bank, deposits available on demand with banks, other short term highly liquid investments that are readily convertible to known amounts of cash and which are subject to an insignificant risk of changes in value and bank overdrafts.

Bank overdrafts are shown as short term borrowings in current liabilities in Note 3 - Net Current Assets.

FINANCIAL ASSETS AT AMORTISED COST
The Shire classifies financial assets at amortised cost if both of the following criteria are met:
- the asset is held within a business model whose objective is to collect the contractual cashflows, and
- the contractual terms give rise to cash flows that are solely payments of principal and interest.

5. PROPERTY, PLANT AND EQUIPMENT

	2025/26 Budget					2024/25 Actual					2024/25 Budget				
	Additions	Disposals - Net Book Value	Disposals - Sale Proceeds	Disposals - Profit	Disposals - Loss	Additions	Disposals - Net Book Value	Disposals - Sale Proceeds	Disposals - Profit	Disposals - Loss	Additions	Disposals - Net Book Value	Disposals - Sale Proceeds	Disposals - Profit	Disposals - Loss
(a) Property, Plant and Equipment	$	$	$	$	$	$	$	$	$	$	$	$	$	$	$
Buildings - non-specialised	512,000				0	1,035,279				0	1,224,194				0
Furniture and equipment	56,350				0	0				0	0				0
Plant and equipment	720,000	(61,023)	60,500	18,000	(18,523)	500,734	(230,507)	160,115	3,110	(73,502)	1,040,000	(263,121)	232,750	22,849	(53,220)
Total	1,288,350	(61,023)	60,500	18,000	(18,523)	1,536,013	(230,507)	160,115	3,110	(73,502)	2,264,194	(263,121)	232,750	22,849	(53,220)
(b) Infrastructure															
Infrastructure - roads	1,817,433				0	916,112				0	1,266,451				0
Infrastructure - footpaths	10,000				0	0				0	0				0
Infrastructure - parks and ovals	407,349				0	331,872				0	750,777				0
Other infrastructure Others	80,000				0	0				0	12,000				0
Total	2,314,782	0	0	0	0	1,247,985	0	0	0	0	2,029,228	0	0	0	0
Total	3,603,132	(61,023)	60,500	18,000	(18,523)	2,783,997	(230,507)	160,115	3,110	(73,502)	4,293,422	(263,121)	232,750	22,849	(53,220)

MATERIAL ACCOUNTING POLICIES

RECOGNITION OF ASSETS
Assets for which the fair value as at the date of acquisition is under $5,000 are not recognised as an asset in accordance with *Financial Management Regulation 17A (5)* . These assets are expensed immediately.

Where multiple individual low value assets are purchased together as part of a larger asset or collectively forming a larger asset exceeding the threshold, the individual assets are recognised as one asset and capitalised.

GAINS AND LOSSES ON DISPOSAL
Gains and losses on disposals are determined by comparing proceeds with the carrying amount. These gains and losses are included in profit or loss in the period which they arise.

6. DEPRECIATION

	2025/26 Budget	2024/25 Actual	2024/25 Budget
	$	$	$
By Class			
Buildings - non-specialised	16,551	16,551	13,304
Buildings - specialised	382,167	385,260	352,441
Furniture and equipment	9,581	9,581	8,095
Plant and equipment	421,191	334,556	276,483
Infrastructure - roads	1,500,231	1,590,423	1,601,918
Infrastructure - footpaths	44,779	44,779	45,645
Infrastructure - drainage	146,264	146,264	149,094
Other infrastructure Others	496,735	484,803	546,037
Other infrastructure Bridges	239,614	239,614	244,250
Right of use - buildings	0	0	12,383
Right of use - plant and equipment	29,398	28,816	18,747
Right of use - furniture and fittings	17,389	17,389	17,725
	3,303,900	3,298,036	3,286,122
By Program			
Governance	85,459	83,277	91,468
Law, order, public safety	194,226	197,319	123,395
Education and welfare	30,353	30,353	30,336
Community amenities	30,719	30,264	29,916
Recreation and culture	661,163	652,162	690,499
Transport	2,073,334	2,073,490	2,053,234
Economic services	66,926	64,420	64,454
Other property and services	161,720	166,751	202,819
	3,303,900	3,298,036	3,286,121

MATERIAL ACCOUNTING POLICIES

DEPRECIATION
The depreciable amount of all fixed assets including buildings but excluding freehold land, are depreciated on a straight-line basis over the individual asset's useful life from the time the asset is held ready for use. Leasehold improvements are depreciated over the shorter of either the unexpired period of the lease or the estimated useful life of the improvements.

The assets residual values and useful lives are reviewed, and adjusted if appropriate, at the end of each reporting period.

An asset's carrying amount is written down immediately to its recoverable amount if the asset's carrying amount is greater than its estimated recoverable amount.

Major depreciation periods used for each class of depreciable asset are:
Buildings - non-specialised
Buildings - specialised
Furniture and equipment
Plant and equipment
Infrastructure - roads
Infrastructure - footpaths
Infrastructure - drainage
Other infrastructure Others
Other infrastructure Bridges
Right of use - buildings
Right of use - plant and equipment
Right of use - furniture and fittings

AMORTISATION
The depreciable amount of all intangible assets with a finite useful life, are depreciated on a straight-line basis over the individual asset's useful life from the time the asset is held for use.

The assets residual value of intangible assets is considered to be zero and useful live and amortisation method are reviewed at the end of each financial year.

Amortisation is included within Depreciation on non-current assets in the Statement of Comprehensive Income.

7. BORROWINGS

(a) Borrowing repayments

Movement in borrowings and interest between the beginning and the end of the current financial year.

Purpose	Loan Number	Institution	Interest Rate	Budget Principal 1 July 2025	2025/26 Budget New Loans	2025/26 Budget Principal Repayments	Budget Principal outstanding 30 June 2026	2025/26 Budget Interest Repayments	Actual Principal 1 July 2024	2024/25 Actual New Loans	2024/25 Actual Principal Repayments	Actual Principal outstanding 30 June 2025	2024/25 Actual Interest Repayments	Budget Principal 1 July 2024	2024/25 Budget New Loans	2024/25 Budget Principal Repayments	Budget Principal outstanding 30 June 2025	2024/25 Budget Interest Repayments
				$	$	$	$	$	$	$	$	$	$	$	$	$	$	$
Recreation Centre	123	WATC	4.2%	1,506,692		(124,021)	1,382,671	(62,140)	1,683,299		(176,607)	1,506,692	(67,015)	1,683,299		(176,607)	1,506,692	(67,201)
Plant & Equipment	124	WATC	4.8%	454,848		(93,669)	361,179	(19,397)	0	500,000	(45,152)	454,848	(11,231)	0	500,000	(90,804)	409,196	(22,771)
				1,961,540	0	(217,690)	1,743,850	(81,537)	1,683,299	500,000	(221,759)	1,961,540	(78,246)	1,683,299	500,000	(267,411)	1,915,888	(89,972)
Self Supporting Loans																		
Education & Welfare	120	WATC	6.5%	49,813	0	(24,115)	25,698	(2,839)	83,223	0	(33,410)	49,813	(4,301)	83,223	0	(33,410)	49,813	(4,327)
				49,813	0	(24,115)	25,698	(2,839)	83,223	0	(33,410)	49,813	(4,301)	83,223	0	(33,410)	49,813	(4,327)
				2,011,353	0	(241,805)	1,769,548	(84,376)	1,766,522	500,000	(255,169)	2,011,353	(82,547)	1,766,522	500,000	(300,821)	1,965,701	(94,299)

All borrowing repayments, other than self supporting loans, will be financed by general purpose revenue.
The self supporting loan(s) repayment will be fully reimbursed.

7. BORROWINGS

(b) New borrowings - 2025/26

The Shire does not intend to undertake any new borrowings for the year ended 30th June 2026

(c) Unspent borrowings

The Shire had no unspent borrowing funds as at 30th June 2025 nor is it expected to have unspent borrowing funds as at 30th June 2026.

(d) Credit Facilities

	2025/26 Budget	2024/25 Actual	2024/25 Budget
	$	$	$
Loan facilities			
Loan facilities in use at balance date	1,769,548	2,011,353	1,965,701

MATERIAL ACCOUNTING POLICIES

BORROWING COSTS
The Shire has elected to recognise borrowing costs as an expense when incurred regardless of how the borrowings are applied.

Fair values of borrowings are not materially different to their carrying amounts, since the interest payable on those borrowings is either close to current market rates or the borrowings are of a short term nature.
Borrowings fair values are based on discounted cash flows using a current borrowing rate.

8. LEASE LIABILITIES

Purpose	Lease Number	Institution	Lease Interest Rate	Lease Term	Budget Lease Principal 1 July 2025	2025/26 Budget New Leases	2025/26 Budget Lease Principal Repayments	Budget Lease Principal outstanding 30 June 2026	2025/26 Budget Lease Interest Repayments	Actual Principal 1 July 2024	2024/25 Actual New Leases	2024/25 Actual Lease Principal repayments	Actual Lease Principal outstanding 30 June 2025	2024/25 Actual Lease Interest repayments	Budget Principal 1 July 2024	2024/25 Budget New Leases	2024/25 Budget Lease Principal repayments	Budget Lease Principal outstanding 30 June 2025	2024/25 Budget Lease Interest repayments
					$	$	$	$	$	$	$	$	$	$	$	$	$	$	$
Photocopier	001	Classic Funding	3.0%	5	6,848	0	(4,008)	2,840	(265)	10,425	0	(3,577)	6,848	(431)	10,425	0	(3,742)	6,683	(265)
Computer Server	002	Vestone Capital	5.4%	5	5,048	0	(5,144)	(96)	0	14,769	0	(9,721)	5,048	(38)	14,769	0	(9,703)	5,066	(38)
Solar System Admin	003	Vestone Capital	5.4%	5	0	0	0	0	(96)	1,880	0	(1,880)	0	(567)	1,880	0	(1,880)	0	(567)
Motor Grader	004	Vestone Capital	3.1%	5	44,048	0	(44,548)	(500)	(512)	108,425	0	(64,377)	44,048	(2,443)	108,425	0	(64,377)	44,048	(2,443)
CCTV Server	005	Vestone Capital	6.0%	5	3,538	0	(3,645)	(107)	(107)	8,014	0	(4,476)	3,538	(383)	8,014	0	(4,476)	3,538	(383)
Loader	007	Vestone Capital	8.1%	5	38,218	0	(20,944)	17,274	(2,390)	55,494	0	(17,276)	38,218	(3,667)	55,494	0	(17,218)	38,276	(3,724)
					97,700	0	(78,289)	19,411	(3,370)	199,007	0	(101,307)	97,700	(7,529)	199,007	0	(101,396)	97,611	(7,420)

MATERIAL ACCOUNTING POLICIES

LEASES

At the inception of a contract, the Shire assesses whether the contract is, or contains, a lease. A contract is, or contains, a lease if the contract conveys the right to control the use of an identified asset for a period of time in exchange for consideration.

At the commencement date, a right-of-use asset is recognised at cost and a lease liability at the present value of the lease payments that are not paid at that date. The lease payments are discounted using the interest rate implicit in the lease, if that rate can be readily determined. If that rate cannot be readily determined, the Shire uses its incremental borrowing rate.

LEASE LIABILITIES

The present value of future lease payments not paid at the reporting date discounted using the incremental borrowing rate where the implicit interest rate in the lease is not readily determined.

9. RESERVE ACCOUNTS

(a) Reserve Accounts - Movement

	2025/26		Budget		2024/25		Actual		2024/25		Budget	
	Opening Balance	Transfer to	Transfer (from)	Closing Balance	Opening Balance	Transfer to	Transfer (from)	Closing Balance	Opening Balance	Transfer to	Transfer (from)	Closing Balance
	$	$	$	$	$	$	$	$	$	$	$	$
Restricted by council												
(a) Leave reserve	201,805	3,260	0	205,065	198,311	3,494	0	201,805	198,312	1,236		199,548
(b) Plant reserve	229,344	3,705	0	233,049	225,374	3,970	0	229,344	225,373	1,629	(140,000)	87,002
(c) Refuse Site Rehabilitation Reserve	18,801	304	0	19,105	17,493	1,308	0	18,801	17,493	1,547		19,040
(d) Building Reserve	386,269	6,240	(250,000)	142,509	364,145	22,124	0	386,269	364,146	63,812		427,958
(e) Community Bus reserve	126,700	2,045	(44,000)	84,745	114,680	12,020	0	126,700	114,679	11,470		126,149
(f) Swimming Pool reserve	129,981	2,100	0	132,081	78,596	51,385	0	129,981	78,597	51,109		129,706
(g) Electronic Equipment reserve	79,133	1,278	0	80,411	77,763	1,370	0	79,133	77,764	1,664		79,428
(h) Tutanning Nature Reserve	3,760	61	0	3,821	3,695	65	0	3,760	3,695	121		3,816
(i) Wheatbelt Secondary Freight Network Rese	42,257	683	0	42,940	41,525	732	0	42,257	41,525	5,341		46,866
(j) PRACC Facility Reserve	20,000	21,823	0	41,823		20,000	0	20,000	0	20,000		20,000
	1,238,050	41,499	(294,000)	985,549	1,121,583	116,467	0	1,238,050	1,121,583	157,929	(140,000)	1,139,513

(b) Reserve Accounts - Purposes

In accordance with Council resolutions in relation to each reserve account, the purpose for which the reserves are set aside are as follows:

Reserve name	Anticipated date of use	Purpose of the reserve
Restricted by legislation		
Restricted by council		
(a) Leave reserve		
(b) Plant reserve		
(c) Refuse Site Rehabilitation Reserve		
(d) Building Reserve		
(e) Community Bus reserve		
(f) Swimming Pool reserve		
(g) Electronic Equipment reserve		
(h) Tutanning Nature Reserve		
(i) Wheatbelt Secondary Freight Network Reserve		
(j) PRACC Facility Reserve		

10. OTHER INFORMATION

The net result includes as revenues	2025/26 Budget	2024/25 Actual	2024/25 Budget
	$	$	$
(a) Interest earnings			
Investments	85,000	82,502	54,929
SSL Interest	2,839	4,327	4,327
Other interest revenue	20,000	19,891	21,970
	107,839	106,720	81,226

* The Shire has resolved to charge interest under section 6.13 for the late payment of any amount of money at 5%.

The net result includes as expenses			
(b) Auditors remuneration			
Audit services	42,500	2,178	36,300
Other services	2,500	2,970	5,300
	45,000	5,148	41,600
(c) Interest expenses (finance costs)			
Borrowings (refer Note 7(a))	84,376	82,547	94,299
Interest on lease liabilities (refer Note 8)	3,370	7,529	7,420
	87,746	90,075	101,719
(d) Write offs			
General rate	0		200
	0	0	200

11. COUNCIL MEMBERS REMUNERATION

	2025/26 Budget	2024/25 Actual	2024/25 Budget
	$	$	$
President's			
President's allowance	1,545	1,800	1,500
Meeting attendance fees	11,000	10,600	10,600
ICT expenses	100	100	100
	12,645	12,500	12,200
Deputy President's			
Deputy President's allowance	386	700	500
Meeting attendance fees	5,150	5,000	5,000
	5,536	5,700	5,500
Council member 1			
Meeting attendance fees	4,740	4,600	4,600
	4,740	4,600	4,600
Council member 2			
Meeting attendance fees	4,740	4,600	4,600
	4,740	4,600	4,600
Council member 3			
Meeting attendance fees	4,740	2,683	4,600
	4,740	2,683	4,600
Council member 4			
Meeting attendance fees	4,740	4,600	4,600
	4,740	4,600	4,600
Council member 5			
Meeting attendance fees	4,740	4,600	4,600
	4,740	4,600	4,600
Total Council Member Remuneration	41,881	39,283	40,700
President's allowance	1,545	1,800	1,500
Deputy President's allowance	386	700	500
Meeting attendance fees	39,850	36,683	38,600
ICT expenses	100	100	100
	41,881	39,283	40,700

12. REVENUE AND EXPENDITURE

(a) Revenue and Expenditure Classification

REVENUES

RATES
All rates levied under the *Local Government Act 1995*. Includes general, differential, specific area rates, minimum payment, interim rates, back rates, ex-gratia rates, less discounts offered.
Exclude administration fees, interest on instalments, interest on arrears, service charges and sewerage rates.

GRANTS, SUBSIDIES AND CONTRIBUTIONS
All amounts received as grants, subsidies and contributions that are not capital grants.

CAPITAL GRANTS, SUBSIDIES AND CONTRIBUTIONS
Amounts received specifically for the acquisition, construction of new or the upgrading of non-current assets paid to a local government, irrespective of whether these amounts are received as capital grants, subsidies, contributions or donations.

REVENUE FROM CONTRACTS WITH CUSTOMERS
Revenue from contracts with customers is recognised when the local government satisfies its performance obligations under the contract.

FEES AND CHARGES
Revenues (other than service charges) from the use of facilities and charges made for local government services, sewerage rates, rentals, hire charges, fee for service, photocopying charges, licences, sale of goods or information, fines, penalties and administration fees.
Local governments may wish to disclose more detail such as rubbish collection fees, rental of property, fines and penalties, other fees and charges.

SERVICE CHARGES
Service charges imposed under *Division 6 of Part 6 of the Local* Government Act 1995. Regulation 54 of the Local Government *(Financial Management) Regulations 1996* identifies the charges which can be raised. These are television and radio broadcasting, underground electricity and neighbourhood surveillance services and water.
Exclude rubbish removal charges which should not be classified as a service charge. Interest and other items of a similar nature received from bank and investment accounts, interest on rate instalments, interest on rate arrears and interest on debtors.

INTEREST REVENUE
Interest and other items of a similar nature received from bank and investment accounts, interest on rate instalments, interest on rate arrears and interest on debtors.

OTHER REVENUE / INCOME
Other revenue, which cannot be classified under the above headings, includes dividends, discounts, rebates etc.

PROFIT ON ASSET DISPOSAL
Gain on the disposal of assets including gains on the disposal of long-term investments.

EXPENSES

EMPLOYEE COSTS
All costs associated with the employment of person such as salaries, wages, allowances, benefits such as vehicle and housing, superannuation, employment expenses, removal expenses, relocation expenses, worker's compensation insurance, training costs, conferences, safety expenses, medical examinations, fringe benefit tax, etc.
Note *AASB 119 Employee Benefits* provides a definition of employee benefits which should be considered.

MATERIALS AND CONTRACTS
All expenditures on materials, supplies and contracts not classified under other headings. These include supply of goods and materials, legal expenses, consultancy, maintenance agreements, communication expenses (such as telephone and internet charges), advertising expenses, membership, periodicals, publications, hire expenses, rental, leases, postage and freight etc.
Local governments may wish to disclose more detail such as contract services, consultancy, information technology and rental or lease expenditures.

UTILITIES (GAS, ELECTRICITY, WATER)
Expenditures made to the respective agencies for the provision of power, gas or water.
Exclude expenditures incurred for the reinstatement of roadwork on behalf of these agencies.

INSURANCE
All insurance other than worker's compensation and health benefit insurance included as a cost of employment.

LOSS ON ASSET DISPOSAL
Loss on the disposal of fixed assets.

DEPRECIATION ON NON-CURRENT ASSETS
Depreciation and amortisation expenses raised on all classes of assets.

FINANCE COSTS
Interest and other costs of finance paid, including costs of finance for loan debentures, overdraft accommodation and refinancing expenses.

OTHER EXPENDITURE
Statutory fees, taxes, provision for bad debts, member's fees or levies including DFES levy and State taxes. Donations and subsidies made to community groups.

12. REVENUE AND EXPENDITURE

(b) Revenue Recognition

Recognition of revenue from contracts with customers is dependant on the source of revenue and the associated terms and conditions associated with each source of revenue and recognised as follows:

Revenue Category	Nature of goods and services	When obligations typically satisfied	Payment terms	Returns/Refunds/ Warranties	Timing of Revenue recognition
Grant contracts with customers	Community events, minor facilities, research, design, planning evaluation and services	Over time	Fixed terms transfer of funds based on agreed milestones and reporting	Contract obligation if project not complete	Output method based on project milestones and/or completion date matched to performance obligations as inputs are shared
Licences/ Registrations/ Approvals	Building, planning, development and animal management, having the same nature as a licence regardless of naming.	Single point in time	Full payment prior to issue	None	On payment and issue of the licence, registration or approval
Waste management entry fees	Waste treatment, recycling and disposal service at disposal sites	Single point in time	Payment in advance at gate or on normal trading terms if credit provided	None	On entry to facility
Airport landing charges	Permission to use facilities and runway	Single point in time	Monthly in arrears	None	On landing/departure event
Fees and charges for other goods and services	Cemetery services, library fees, reinstatements and private works	Single point in time	Payment in full in advance	None	Output method based on provision of service or completion of works
Sale of stock	Aviation fuel, kiosk and visitor centre stock	Single point in time	In full in advance, on 15 day credit	Refund for faulty goods	Output method based on goods

13. PROGRAM INFORMATION

Key Terms and Definitions - Reporting Programs

In order to discharge its responsibilities to the community, Council has developed a set of operational and financial objectives. These objectives have been established both on an overall basis, reflected by the Shire's Community Vision, and for each of its broad activities/programs.

OBJECTIVE	ACTIVITIES
Effective leadership and Governance.	Administration and operation of facilities and services to members of Council: other costs that relate to the tasks of assisting elected members and ratepayers on matters which do not concern specific Council services
A financially sustainable Shire.	Rates, general purpose government grants and interest revenue.
A safe community.	Fire prevention, animal control and assistance to emergency services.
Health and family support services that are accessible and meet the needs of the community.	Food quality control, provision of doctor services.
Quality of life for the aged and disables. Development and participation of young people.	Maintenance of a daycare centre and assistance to the provision of aged care accommodation.
Appropriate development which is diverse in nature and protects local heritage.	Rubbish and recyclables collection and disposal services, operation of the refuse site, administration of the town planning scheme, mainteance of the cemetery, maintenance of the public toilets and maintenance of the storm water drainage.
Access to recreation, sporting and leisure opportunities.	Maintenance of the Town Hall, Pingelly Recreation and Cultural Centre, recreation ground, swimming pool complex, reserves, operation of the library together with support of cultural events.
Safe and reliable transport infrastructure.	Construction and maintenance of streets, roads, bridges, cleaning and lighting of streets and depot maintenance.
Support the promotion and marketing of local businesses and tourism initiatives.	The regulation and provision of building control, control of noxious weeds and vermin, standpipe water supplies and area promotion.
Provide support services for works and plant operations.	Private works operations, plant repairs and operation costs.

14. FEES AND CHARGES

	2025/26 Budget	2024/25 Actual	2024/25 Budget
	$	$	$
By Program:			
Governance	58,710	54,194	50,475
General purpose funding	9,200	10,842	13,075
Law, order, public safety	8,350	10,028	7,150
Health	2,700	3,308	2,570
Community amenities	262,400	260,994	263,931
Recreation and culture	19,000	21,011	17,600
Economic services	75,500	86,481	90,650
Other property and services	2,500	0	2,500
	438,360	446,858	447,951

The subsequent pages detail the fees and charges proposed to be imposed by the local government.

SHIRE OF PINGELLY PROPOSED FEES AND CHARGES 2025/26

Account Code	Statutory / Council	Particulars	2025/2026	GST	2024/2025	2025/2026
		SCHEDULE 4 - GOVERNANCE			4.00%	3.00%
		Statutory Documents No GST ***Other Customers Incl GST***				
		PHOTOCOPYING FEES				
104710	C	A3 (single sided) – Colour	$3.18	$0.32	**$3.50**	**$3.50**
104710	C	A3 (double sided) – Colour	$3.64	$0.36	**$4.00**	**$4.00**
104710	C	A4 (single sided) – Colour	$1.82	$0.18	**$2.00**	**$2.00**
104710	C	A4 (double sided) – Colour	$2.73	$0.27	**$3.00**	**$3.00**
104710	C	A3 (single sided) - Black	$1.36	$0.14	**$1.50**	**$1.50**
104710	C	A3 (double sided) - Black	$1.82	$0.18	**$2.00**	**$2.00**
104710	C	A4 (single sided) - Black	$0.91	$0.09	**$1.00**	**$1.00**
104710	C	A4 (double sided) - Black	$1.36	$0.14	**$1.50**	**$1.50**
104170	C	Sending Email:	$1.36	$0.14	**$1.50**	**$1.50**
104710	C	Policy Manual	Cost of production	N	***Cost of production***	***Cost of production***
104710	C	Council Agendas & Minutes	Cost of production	N	***Cost of production***	***Cost of production***
104710	C	Laminating A3	$4.55	$0.45	**$5.00**	**$5.00**
104710	C	Laminating A4	$2.27	$0.23	**$2.50**	**$2.50**
104710	C	Community Service Groups (at CEO discretion)	50% Rebate	At Cost	**50% Rebate**	**50% Rebate**
		ADMINISTRATION FEES				
104780	C	Safety deposit packets	$74.55	$7.45	**$82.00**	**$82.00**
104710	C	Dishonoured cheque fee	At Cost	Yes	**At Cost**	**At Cost**
104710	C	Bendigo Bank trace fee	At Cost	N	**At Cost**	**At Cost**
104710	C	FER - Fee for issuing a Final Demand	$26.00	N	**$26.00**	**$26.00**
104710	C	Credit Card transaction fees (1.1% of transaction value) cost recovery only	1.1%	Yes	**1.1%**	**1.1%**
		RATES				
104630	C	Rates & requisitions enquiry fee (settlement agents) (EAS)	$145.45	$14.55	**$156.00**	**$160.00**
103100	S	Rates instalment fee per instalment (first instalment No charge) FM Reg 67	$10.00	N	**$10.00**	**$10.00**
104710	C	Request for copies of old rates notices (not current year) per notice.	$20.00	N	**$17.00**	**$20.00**
104710	C	Electoral Roll	Cost of production	N	**Cost of Production**	**Cost of Production**
104710	C	Copy of Rate Book	Cost of production	N	**Cost of production**	**Cost of production**
103120	S	Rate penalty interest charge for late payment			**11%**	**11%**
104630	C	Debt recovery - debt clearance letter	$31.82	$3.18	**$33.00**	**$35.00**
104710	C	Recovery of legal fees (Rates and Debtors)	At Cost	Yes	**At Cost**	**At Cost**
		PROFESSIONAL SERVICES (hourly rate)				
		Note that this excludes all professional consultancy fees for building services, which are applied in accordance with the fees outlined in that section.		Fee for service		
104800	C	Chief Executive Officer	$263.64	$26.36	**$275.00**	**$290.00**
104800	C	Director / Project Manager	$204.55	$20.45	**$220.00**	**$225.00**
104800	C	Supervisor	$181.82	$18.18	**$198.00**	**$200.00**
104800	C	Team Leader	$168.18	$16.82	**$180.00**	**$185.00**
104800	C	Senior Officer / Plant Operator	$150.00	$15.00	**$158.00**	**$165.00**
104800	C	Officer / Labourer	$59.09	$5.91	**$60.00**	**$65.00**
104800	C	Ranger (includes travel for call outs)	$163.64	$16.36	**$275.00**	**$180.00**

SHIRE OF PINGELLY PROPOSED FEES AND CHARGES 2025/26

Account Code	Statutory / Council	Particulars	2025/2026	GST	2024/2025	2025/2026
		FREEDOM OF INFORMATION ACT 1992 CHARGES				
		Statutory – Freedom of Information Regulations 1993 Sch 1				
N/A	**S**	No fee to access application relating to personal information and amendment of personal information	Free	N	**Free**	**Free**
104840	**S**	Application fee for other application (non-personal)	$30.00	N	**$30.00**	**$30.00**
104840	**S**	Fees applicable for internal or external reviews	$30.00	N	**$30.00**	**$30.00**
104840	**S**	Charge for time taken by staff dealing with the application – per hour or pro rata for a part of an hour	$30.00	N	**$30.00**	**$30.00**
104710	**S**	Charge for photocopying – per hour or pro rata for a part of an hour of staff time	$30.00 plus photocopy charges	N	**$30.00 plus photocopy charges**	**$30.00 plus photocopy charges**
104710	**S**	Charge for photocopying – per page copy	$0.20	N	**$0.20**	**$0.20**
104710	**S**	Charge for time taken by staff transcribing information from a tape or other device – per hour or pro rata for part of an hour	$30.00	N	**$30.00**	**$30.00**
104710	**S**	Charge for duplicating tape, film or computer information	Actual Cost	Actual Cost	**Actual Cost**	**Actual Cost**
104750	**S**	Charge for delivery, packaging and postage	Actual Cost	Actual Cost	**Actual Cost**	**Actual Cost**
		SCHEDULE 5 - LAW, ORDER AND PUBLIC SAFETY				
		PHOTOCOPYING FEES				
		Fire Maps:				
105590	**C**	A3	$9.09	$0.91	**$9.00**	**$10.00**
105590	**C**	A4	$4.55	$0.45	**$3.50**	**$5.00**
105590	**C**	Binding – Spiral (each)	$4.55	$0.45	**$4.00**	**$5.00**
		ANIMAL CONTROL - DOG REGISTRATION LICENSE FEES				
		Statutory – *Dog Act 1976 - Dog Regulations 2013*				
105810	**S**	1 year – Unsterilised	$50.00	N	**$50.00**	**$50.00**
105810	**S**	1 year – Sterilised	$20.00	N	**$20.00**	**$20.00**
105810	**S**	3 years – Unsterilised	$120.00	N	**$120.00**	**$120.00**
105810	**S**	3 years – Sterilised	$42.50	N	**$42.50**	**$42.50**
105810	**S**	Lifetime - Unsterilised - No refund for death of dog for any time period	$250.00	N	**$250.00**	**$250.00**
105810	**S**	Lifetime - Sterilised - No refund for dealth of dog for any time period	$100.00	N	**$100.00**	**$100.00**
105810	**S**	Working Dog (A dog used for droving or caring for stock)	¼ of Registration Fee	N	**¼ of Registration Fee**	**¼ of Registration Fee**
105810	**S**	Pensioner Concession (A person issued with a Pensioner Health Benefit Card ie Aged, Invalid, Widowed or Carers Pension)	½ of Registration Fee	N	**½ of Registration Fee**	**½ of Registration Fee**
		1. All Registrations expire on 31 October each year				
		2. Registrations paid after 31 May are discounted by 50%				
105810	**C**	Application Fee for exemption for more than two dogs	$100.00	$10.00	**$109.00**	**$110.00**
		DOG IMPOUND FEES				
		Statutory – *Dog Act 1976 - Dog Regulations 2013*				
105820	**C**	Seizure of Dog	$95.45	$9.55	**$102.00**	**$105.00**
105820	**C**	Sustenance of a dog per day impounded	$18.18	$1.82	**$18.00**	**$20.00**
105870	**C**	Disposal/Destruction of dog	$113.64	$11.36	**$124.00**	**$125.00**

SHIRE OF PINGELLY PROPOSED FEES AND CHARGES 2025/26

Account Code	Statutory / Council	Particulars	2025/2026	GST	2024/2025	2025/2026
		CAT REGISTRATION FEES				
		Statutory - Cat Act 2011- Cat Regulations 2012				
105830	**S**	Annual registration of a cat, unless concessional fees are applicable	$20.00	N	**$20.00**	**$20.00**
105830	**S**	3 year registration period	$42.50	N	**$42.50**	**$42.50**
105830	**S**	3 year registration period - Pensioners	$21.25	N	**$21.25**	**$21.25**
105830	**S**	Lifetime registration period	$100.00	N	**$100.00**	**$100.00**
105830	**S**	Lifetime registration period - Pensioners	$50.00	N	**$50.00**	**$50.00**
105830	**S**	Registration after 31 May in any year, for that registration year	50% of fee payable otherwise	N	**50% of fee payable otherwise**	**50% of fee payable otherwise**
105830	**S**	Annual registration for approval or renewal of approval to breed cats (per cat)	$100.00	N	**$100.00**	**$100.00**
105830	**C**	Application for exemption for more than two cats - non transferable	$0.00	$0.00	**$218.00**	**Free**
		CAT IMPOUND FEES				
		Statutory - Cat Act 2011- Cat Regulations 2012				
105850	**C**	Seizure of cat	$95.45	$9.55	**$102.00**	**$105.00**
105850	**C**	Sustenance of a cat per day impounded	$18.18	$1.82	**$18.00**	**$20.00**
105850	**C**	Disposal/Destruction of cat	$113.64	$11.36	**$124.00**	**$125.00**
		VEHICLE IMPOUNDMENT				
105860	**C**	Impoundment of vehicle (plus collection and recovery costs)	$150.00	$15.00	**$161.00**	**$165.00**
105860	**C**	Collection of vehicle for impoundment	POA	Yes	**POA**	**POA**
105860	**C**	Recovery by third party	At cost	Yes	**At Cost**	**At Cost**
		OTHER APPLICATIONS ***Activities in Thoroughfares and Public Places and Trading Local Law 2003*** **COMMERCIAL STALL HOLDERS PERMIT (EACH)**				
114840	**S**	Commercial Stall Holders Permit - Time and date authorised by CEO	Free	N	**Free**	**Free**
		Not applicable to non-profit organisations.	N/A	N/A	**N/A**	**N/A**
		Statutory - Food Act 2008, Food Regulations 2009				
107500	**S**	Food Business - Notification (NB: Fees set by LG s140)	$50.00	N	**$52.00**	**$50.00**
107500	**S**	Food Business - Registration & surveillance (NB: Fees set by LG s140)	$247.00	N	**$247.00**	**$247.00**
107500	**C**	Food Surveillance - Inspection per year	$170.00	N	**$171.00**	**$170.00**
107500	**C**	Temporary Food Stall permit (each)	Free	N	**Free**	**Free**
N/A	**C**	Temporary food stall permit (community group)	Free	N	**Free**	**Free**
107500	**C**	Repeat/non-compliance inspections per visit (food business)	$70.00	N	**$67.00**	**$70.00**
107500	**C**	Mobile food vendor license permit	Free	N	**Free**	**Free**
107500	**C**	Mobile food vendor (single event)	Free	N	**Free**	**Free**
107500	**C**	Hairdresser inspection fee	$135.00	N	**$135.00**	**$135.00**
107500	**C**	Skin penetration inspection fee	$135.00	N	**$135.00**	**$135.00**
107500	**C**	Skin penetration registration fee	$135.00	N	**$135.00**	**$135.00**
		Statutory - Building Act 2011, Building Regulations 2012, Australian Standard AS 1926.1-1993 Part 1: Fencing for swimming pools				
107500	**S**	Private swimming pool inspection fee (NB: Fee set by Building Commission - *Building Regulations 2012 Reg 53*) Cost Recovery	$58.45	N	**$58.45**	**$58.45**
		Statutory - Health Act 1911 - Health (Treatment of Sewage and Disposal of Effluent and Liquid Waste) Regulations 1974				
107550	**S**	Septic Tank Application for the approval of an apparatus by local government under regualtion 4	$118.00	N	**$118.00**	**$118.00**

SHIRE OF PINGELLY PROPOSED FEES AND CHARGES 2025/26

Account Code	Statutory / Council	Particulars	2025/2026	GST	2024/2025	2025/2026
		Application for the approval of an apparatus by the Chief Health Officer under regulation 4A -				
107550	S	with a local government report	$102.00	N	**$102.00**	**$102.00**
107550	S	without a local government report under regulation 4A(4)	$110.00	N	**$110.00**	**$110.00**
107550	S	Fee for the grant of or Issuing of a permit to use an Apparatus under regualtion 10(2)	$118.00	N	**$118.00**	**$118.00**
		Local Government Act 1995	$0.00			
107540	C	Seizure of assets fee	$59.09	$5.91	**$64.00**	**$65.00**
107540	C	Daily assets seizure fee	$13.64	$1.36	**$15.00**	**$15.00**
		SCHEDULE 8 - EDUCATION AND WELFARE				
		BUILDING HIRE FEES				
		Playgroup Building 10 Community Place, Pingelly				
108620	C	Playgroups				**Free**
108620	C	Community Group - Per day	$45.45	$4.55	**$50.00**	**$50.00**
108620	C	Private/Commercial	$136.36	$13.64	**$150.00**	**$150.00**
		SCHEDULE 10 - COMMUNITY AMENITIES				
		TOWN PLANNING FEES				
		Maximum set by *Planning and Development Regulations 2009* (Part 7 - Local Government Planning Charges) Sch 2				
		1. Determination of development application (other than for an extractive industry)Where the estimated cost of the development is -				
110740	S	a) not more than $50,000	$147.00	N	**$147.00**	**$147.00**
110740	S	b) more than $50,000 but not more than $500,000	0.32% of the estimated cost of development	N	**0.32% of the estimated cost of development**	**0.32% of the estimated cost of development**
110740	S	c) more than $500,000 but not more than $2.5 million	$1,700+ 0.257% for every $1.00 in excess of $500,000	N	**$1,700+ 0.257% for every $1.00 in excess of $500,000**	**$1,700+ 0.257% for every $1.00 in excess of $500,000**
110740	S	d) more than $2.5 million but not more than $5 million	$7,161 + 0.206% for every $1.00 in excess of $2.5 million	N	**$7,161 + 0.206% for every $1.00 in excess of $2.5 million**	**$7,161 + 0.206% for every $1.00 in excess of $2.5 million**
110740	S	e) more than $5 million but not more than $21.5 million	$12,633 + 0.123% for every $1.00 in	N	**$12,633 + 0.123% for every $1.00 in excess of $5 million**	**$12,633 + 0.123% for every $1.00 in excess of $5 million**
110740	S	f) more than $21.5 million	$34196.00	N	**$34,196.00**	**$34,196.00**
110740	S	2. Determine a development application (other than for an extractive industry) where the development has commenced or been carried out	The fee in item 1 plus by the way of penalty, twice that fee	N	**The fee in item 1 plus by the way of penalty, twice that fee**	**The fee in item 1 plus by the way of penalty, twice that fee**
110740	S	3. Determination of development application for an extractive industry where the development has not commenced or been carried out	$739.00	N	**$739.00**	**$739.00**
110740	S	4. Determination of development application for an extractive industry where the development has commenced or been carried out	The fee in item 3 plus, by way of penalty, twice that fee	N	**The fee in item 3 plus, by way of penalty, twice that fee**	**The fee in item 3 plus, by way of penalty, twice that fee**
		5. Provision of a subdivision clearance -				
110740	S	a) not more than 5 lots	$73.00 per lot	N	**$73.00 per lot**	**$73.00 per lot**
110740	S	b) more than 5 lots but not more than 195 lots	$73.00 per lot for the first 5 lots and then $35.00 per lot	N	**$73.00 per lot for the first 5 lots and then $35.00 per lot**	**$73.00 per lot for the first 5 lots and then $35.00 per lot**

SHIRE OF PINGELLY PROPOSED FEES AND CHARGES 2025/26

Account Code	Statutory / Council	Particulars	2025/2026	GST	2024/2025	2025/2026
110740	S	c) more than 195 lots	$7393.00	N	**$7,393.00**	**$7,393.00**
110740	S	6. Determine an initial application for approval of a home occupation where the home occupation has not commenced	$222.00	N	**$222.00**	**$222.00**
110740	S	7. Determine an initial application for approval of a home occupation where the home occupation has commenced	The fee in item 6 plus, by way of penalty, twice that fee	N	**The fee in item 6 plus, by way of penalty, twice that fee**	**The fee in item 6 plus, by way of penalty, twice that fee**
110740	S	8. Determining the application for the renewal of an approval of a home occupation where the application is made before the approval	$73.00	N	**$73.00**	**$73.00**
110740	S	9. Determining the application for the renewal of an approval of a home occupation where the application is made after the approval expires	The fee in item 8 plus, by way of penalty, twice that fee	N	**The fee in item 8 plus, by way of penalty, twice that fee**	**The fee in item 8 plus, by way of penalty, twice that fee**
110740	S	10. Determining an application for a change of use or for an alteration or extension or change of a non – conforming use to which item 1 does not apply, where the change or the alteration, extension or	$295.00	N	**$295.00**	**$295.00**
110740	S	11. Determining an application for a change of use or for an alteration or extension or change of a non–conforming use to which item 1 does not apply where the change or the alteration extension or change has commenced or been carried out	The fee in item 10 plus, by way of penalty, twice that fee	N	**The fee in item 10 plus, by way of penalty, twice that fee**	**The fee in item 10 plus, by way of penalty, twice that fee**
110740	S	Development Assessment Fees *Planning and Development (Development Assessment Panels) Regulations 2011 (Regulation 10, 17) Schedule 1 - Fees for Applications*	The fee as per this regulation	N		**The fee as per this regulation**
110740	S	12. Providing a zoning certificate	$80.00	N	**$80.00**	**$80.00**
110740	S	13. Reply to a property settlement questionnaire	$72.73	$7.27	**$80.00**	**$80.00**
110740	C	14.Providing written planning advice	$81.82	$8.18	**$90.00**	**$90.00**
110740	S	Renewal of home occupation permit	$73.00	N	**$73.00**	**$73.00**
110740	C	Minor Planning Fee (for Building Under 40m²)	$55.00	N	**$52.00**	**$55.00**
		CEMETERY FEES				
110730	C	Funeral Director's Licence (Annual)	$130.00	N	**$125.00**	**$130.00**
110730	C	Single funeral permit	$70.00	N	**$64.00**	**$70.00**
110730	C	Application for Monumental Mason's Licence	$70.00	N	**$64.00**	**$70.00**
		Grave Digging to depth of 2.1m				
110700	C	Persons 10 years and over Pingelly	$1272.73	$127.27	**$1373.00**	**$1400.00**
110700	C	Child under 10 years Pingelly	$513.64	$51.36	**$554.00**	**$565.00**
110700	C	Each addition depth of 0.3m	$209.09	$20.91	**$224.00**	**$230.00**
110700	C	Oversize Casket	$209.09	$20.91	**$224.00**	**$230.00**
110700	C	* Additional for Moorumbine Cemetery - due to hard digging (rock) Person 10 years and over	POA	POA	**POA**	**POA**
110700	C	* Additional for Moorumbine Cemetery - due to hard digging (rock) Child under 10 years	POA	POA	**POA**	**POA**
110700	C	Backfill only of grave by Shire staff	$259.09	$25.91	**$270.00**	**$285.00**
110700	C	Fee to hand dig grave by Shire staff	POA	POA	**POA**	**POA**
110700	C	Administration fee for burials	POA	POA	**POA**	**POA**
110700	C	Grave digging out of Office Hours	POA	POA	**POA**	**POA**
		Re-opening				
110700	C	Person 10 years and over * (for second interment)	$863.64	$86.36	**$910.00**	**$950.00**
110700	C	Child under 10 years * (for second interment)	$427.27	$42.73	**$452.00**	**$470.00**
110700	C	Exhumation fee	$527.27	$52.73	**$556.00**	**$580.00**
		Purchase of grant of right of burial - valid for 25 years				
110700	C	Purchase of grant of right of burial - valid for 25 years	$185.00	N	**$177.00**	**$185.00**

SHIRE OF PINGELLY PROPOSED FEES AND CHARGES 2025/26

Account Code	Statutory / Council	Particulars	2025/2026	GST	2024/2025	2025/2026
		Niche Wall				
110700	C	Fee for interment of ashes - Wall or Rose Garden	$131.82	$13.18	**$140.00**	**$145.00**
110700	C	Memorial plinth	$131.82	$13.18	**$140.00**	**$145.00**
		Reservation of Niche - valid for 25 years				
110700	C	Single compartment reservation	$180.00	N	**$177.00**	**$180.00**
110700	C	Double compartment reservation	$180.00	N	**$177.00**	**$180.00**
110700	C	Single niche wall plaque and one standard inscription	POA	POA	**POA**	**POA**
110700	C	Standard double	POA	POA	**POA**	**POA**
110700	C	Double inscription extra	POA	POA	**POA**	**POA**
110700	C	Ashes removal - Exhumation	$163.64	$16.36	**$177.00**	**$180.00**
110700	C	Additional for interment with less than 3 days notice	$318.18	$31.82	**$343.00**	**$350.00**
110700	C	Additional for interment on a weekend, public holiday or Staff RDO	$427.27	$42.73	**$458.00**	**$470.00**
110700	C	Interment of ashes in a grave	$363.64	$36.36	**$380.00**	**$400.00**
110700	C	Permission to erect any monument	$72.73	$7.27	**$78.00**	**$80.00**
110700	C	Erection of a grave number plate	$72.73	$7.27	**$78.00**	**$80.00**
110700	C	Re-instalment of monument, headstone etc. after re-opening	$363.64	$36.36	**$380.00**	**$400.00**
110700	C	Filling of grave by hand (on families' request)	$363.64	$36.36	**$380.00**	**$400.00**
		REFUSE/RUBBISH DISPOSAL/ENVIRONMENT				
		Replacement bin				
110600	C	Rubbish service fees (residential per service per annum). Fee to be charged for all habitable properties	$372.73	$37.27	**$395.50**	**$410.00**
110620	C	Rubbish service fees (commercial/industrial per service per annum)	$372.73	$37.27	**$395.50**	**$410.00**
110660	C	Rubbish Tip Fee For After Hours - Supervised Access	$118.18	$11.82	**$125.00**	**$130.00**
110660	C	Rubbish Tip Fee For After Hours - Unsupervised Access Annual Fee	$131.82	$13.18	**$140.00**	**$145.00**
110660	C	Burial of Hazardous Waste (per m3) (as per licence)	$168.18	$16.82	**$177.00**	**$185.00**
110660	C	Car body belonging to resident	Free		**Free**	**Free**
110660	C	Truck body belonging to resident	Free		**Free**	**Free**
110660	C	Building Rubble **Sorted** per m3	$90.91	$9.09	**$95.00**	**$100.00**
110660	C	Building Rubble **Unsorted** per m3	$168.18	$16.82	**$175.00**	**$185.00**
110660	C	Green Waste - Residents m3	Free		**Free**	**Free**
110660	C	Green Waste - Non Residents m3	$13.64	$1.36	**$15.00**	**$15.00**
110660	C	Uncontaminated sand and fill - residents and non residents	Free		**Free**	**Free**
110660	C	Septic Waste - m3 (as per landfill licence)	$31.82	$3.18	**$30.00**	**$35.00**
110660	C	Contaminated or unsorted mixed loads m3 (as per landfill licence) - residents and non residents	$90.91	$9.09	**$95.00**	**$100.00**
104800	C	Administration Fee for contaminted mixed Waste loads e.g. Abbatoir	$40.91	$4.09	**$42.00**	**$45.00**
104800	C	Administration Fee for other Commercial and Industrial waste loads	POA		**POA**	**POA**
110660	C	Mattresses - Resident (non-commercial)	Free	$0.00		**Free**
110660	C	Single Mattresses (fee per mattress) - Commercial or non resident	$20.00	$0.00	**$16.00**	**$20.00**
110660	C	Double Mattresses or larger (fee per mattress) - Commercial or non resident	Free	$0.00	**$27.00**	**$30.00**
110660	C	Oil Disposal - Non residential or commercial - per litre	$4.09	$0.41	**$4.00**	**$4.50**
110660	C	Passenger and Motorcycle Tyre	$5.91	$0.59	**$6.00**	**$6.50**
110660	C	Light truck and 4x4 vehicle Tyre	$9.09	$0.91	**$9.00**	**$10.00**
110660	C	Truck Tyre	$20.91	$2.09	**$22.00**	**$23.00**
110660	C	Super single Tyre	$33.64	$3.36	**$35.00**	**$37.00**
110660	C	Tyres with rims will be charged 100% on the cost of the tyre disposal cost	100% additional cost on the cost of tyre		**100% additional cost on the cost of tyre**	**100% additional cost on the cost of tyre**
110660	C	All other tyres as per WA tyre recovery pricing	POA		**POA**	**POA**

SHIRE OF PINGELLY PROPOSED FEES AND CHARGES 2025/26

Account Code	Statutory / Council	Particulars	2025/2026	GST	2024/2025	2025/2026
		SCHEDULE 11 - RECREATION AND CULTURE				
		BUILDING HIRE FEES				
		Shire buildings available for lease are listed on the Shire website www.pingelly.wa.gov.au				
1151/1150/ 1163	C	Shire Building – Major event/function, weddings, wakes, parties, shows etc.	$227.27	$22.73	**$253.00**	**$250.00**
1151/1150/ 1163	C	Local Community Groups Major Event/Function receive a 50% discount on venue hire as approved by CEO.	$113.64	$11.36	**$127.00**	**$125.00**
1151/1150/ 1163	C	Shire Building - Hourly Hire Rate (max 3 hours)	$13.64	$1.36	**$13.00**	**$15.00**
1151/1150/ 1163	C	Shire Building – Minor event/functions displays, exhibitions, other community groups.	$109.09	$10.91	**$119.00**	**$120.00**
1151/1150/ 1163	C	Local Community Groups Minor Event/Function receive a 50% discount on venue hire as approved by CEO (max 3 hours hire)	$54.55	$5.45	**$60.00**	**$60.00**
1165	C	Chair Hire – per item per day (Free for Community Groups) - Note: Until returned to Shire Depot additional hire fee will be charged.	$1.36	$0.14	**$1.50**	**$1.50**
1165	C	Table Hire – per item per day (Free for Community Groups) - Note: Untile returned to Shire Depot additional hire fee will be charged.	$1.36	$0.14	**$1.50**	**$1.50**
114760	C	Delivery charge	Refer to Plant Hire Charges - hourly	At Cost	**Refer to Plant Hire Charges - hourly**	**Refer to Plant Hire Charges - hourly**
		Events				
SA001/600/ 600	C	Concerts, performing arts events provided by the Shire as authorised by the CEO	CEO to approve event fee	Yes	**CEO to approve event fee**	**CEO to approve event fee**
SA001/600/ 600	C	Physical activity programs provided by the Shire are charged as authorised by the CEO	CEO to approve event fee	Yes	**CEO to approve event fee**	**CEO to approve event fee**
		BUILDING HIRE FEES				
		Bonds (Refundable)				
T7	C	Key, each	$55.00	Nil	**$52.00**	**$55.00**
T7	C	Key, maximum (multiple keys)	$160.00	Nil	**$156.00**	**$160.00**
T7	C	Cleaning/Damage	$160.00	Nil	**$156.00**	**$160.00**
T7	C	Cutlery/Crockery	$210.00	Nil	**$208.00**	**$210.00**
T7	C	**Liquor - Authorisation must be obtained from CEO (refer below)**	$170.00	Nil	**$166.00**	**$170.00**
		1. Deposits and hire charges are to be paid when keys are collected unless standing deposit held.				
		2. Claims for credit/refunds will not be considered unless notified by the end of the following month.				
		3. Deposits will be refunded once clearance is given by caretaker, or at close of season as appropriate.				
		4. The hirer of a public building is responsible for the first $1,000.00 of damage incurred.				
		5. A License from the Clerk of Courts to sell liquor is required if liquor is to be sold or is included in the ticket price for a function.				
		6. Any consumption of liquor must be authorised by the CEO.				
T7	C	7. The CEO may authorise and implement an annual standing bond for community groups for the regular use of facilities and/or equipment.	$550.00	Nil	**$554.00**	**$550.00**
		RECREATION GROUND HIRE FEES				
1164	C	Pingelly Shears (Shearing Shed Hire)	$45.45	$4.55	**$47.00**	**$50.00**
1164	C	Sheep sale yards and equipment	$113.64	$11.36	**$130.00**	**$125.00**

SHIRE OF PINGELLY PROPOSED FEES AND CHARGES 2025/26

Account Code	Statutory / Council	Particulars	2025/2026	GST	2024/2025	2025/2026
		TUTANNING & PERCY MARSHALL RESEARCH CENTRE				
1355	C	Per night (up to 4 people)			**$135.00**	**$135.00**
1355	C	Per night after the 4 people maximum			**$10.00**	**$10.00**
		No minimum stay required/Descretianary prices will be marketed for specific groups eg: Schools. Camping is allowed on the provisional that the Percy Marshall Research Centre is booked at the required rate, while also complying to the extra people rates. Camping is restricted to environs directly adjacent to the Percey Marshall Research Centre.				
		EQUIPMENT HIRE FEES				
		PA System				
1165	C	Bond - refundable	$200.00	Nil	**$208.00**	**$200.00**
1165	C	Day Hire	$60.00	Nil	**$62.00**	**$60.00**
1165	C	Casual Hire – per hour	$20.00	Nil	**$18.00**	**$20.00**
		Piano / Electric Keyboard				
1165	C	Bond	$320.00	Nil	**$333.00**	**$320.00**
		Small Animal Trap				
Bonds	C	Bond	$100.00	Nil	**$91.00**	**$100.00**
0580	C	Weekly Hire	$10.00	Nil	**$14.00**	**$10.00**
		PLANT HIRE FEES				
		Community Bus (MR Class drivers license required)				
1162	C	Hire (per/km) - plus fuel >175kms Calculate as Full Day	$0.91	$0.09	**$1.50**	**$1.00**
1162	C	Minimum any hire - plus fuel	$36.36	$3.64	**$40.00**	**$40.00**
1162	C	Full Day hire rate - plus fuel	$181.82	$18.18	**$260.00**	**$200.00**
		Note: The hirer has the choice to hire the Community Bus by hiring per km or the full day hire rate if the hire will exceed the minimum any hire rate. The hirer will always be charged the lesser amount.				
1162	C	NB: If the hirer returns the bus not refuelled to full then the Shire will charge the cost of the fuel and staff time including an Administrative fee.	Cost of fuel and time + $55 admin fees	GST on admin fee and fuel	**Cost of fuel and time + Admin fee of $55**	**Cost of fuel and time + Admin fee of $55**
1162	C	Minimum cleaning charge for the first hour	$68.18	$6.82	**$75.00**	**$75.00**
1162	C	Any additional cleaning requirements in addition to the first hour will be charged per 15 minute blocks at the rate of	$25.45	$2.55	**$28.00**	**$28.00**
T7	C	Bond Community only	$100.00	Nil	**$100.00**	**$100.00**
T7	C	Bond	$500.00	Nil	**$500.00**	**$500.00**
		Note: The hirer of the Community Bus is responsible for the first $1,000 for any malicious damage caused.				
		SWIMMING POOL FEES				
		Entry Fee				
1156	C	Adult (18 years and over)	$3.18	$0.32	**$3.50**	**$3.50**
1156	C	Student (15 years and over)	$2.27	$0.23	**$2.50**	**$2.50**
1156	C	Child (Over 5 to 17 years)	$2.27	$0.23	**$2.50**	**$2.50**
1156	C	Child (under 5 years) Must be accompanied by paying adult)	Free	Free	**Free**	**Free**
1156	C	Senior/Pensioner (over 60 years)	$2.27	$0.23	**$2.50**	**$2.50**
1156	C	Family (2 Adults + Max 4 dependent children under 12)	$9.09	$0.91	**$10.00**	**$10.00**
1156	C	Spectators	$2.27	$0.23	**$2.50**	**$2.50**
1156	C	Swimming classes (Vacation Swim Lessons only)	$2.73	$0.27	**$2.50**	**$3.00**
1156	C	Swimming school classes (In Term Ed Dept Lessons only)	N/C	N/C	**N/C**	**N/C**
		Free entry school holidays for all users as approved by the CEO				
		No pool entry fees (or usage fees) are to be charged for school swimming carnivals.				

SHIRE OF PINGELLY PROPOSED FEES AND CHARGES 2025/26

Account Code	Statutory / Council	Particulars	2025/2026	GST	2024/2025	2025/2026
		Season Tickets				
1157	C	Child	$23.64	$2.36	**$26.00**	**$26.00**
1157	C	Adult	$52.73	$5.27	**$57.00**	**$58.00**
1157	C	Family (2 Adults + Max 4 dependent children under 12)	$122.73	$12.27	**$135.00**	**$135.00**
		Hire of pool (by arrangement)				
1156	C	per hour (minimum 1 hour)	$136.36	$13.64	**$145.00**	**$150.00**
1156	C	maximum (3 hours)	$386.36	$38.64	**$425.00**	**$425.00**
		Hire of Pool Lane (by arrangement)				
1156	C	per hour (minimum 1 hour / maximum 3 hours)	$3.64	$0.36	**$4.00**	**$4.00**
		UNSEALED & SEALED ROAD MAINTENANCE CONTRIBUTION				
1226	C	Unsealed Road -This fee will only be applicable when Council has approved conditional business access to an unsealed road. Maintenance agreement with Council is per tonne/per kilometre or part thereof.	$0.45	$0.05	**$0.50**	**$0.50**
1226	C	Sealed Road -This fee will only be applicable when Council has approved conditional business access to an unsealed road. Maintenance agreement with Council is per tonne/per kilometre or part thereof.	POA	POA	**POA**	**POA**

		SCHEDULE 13 - ECONOMIC SERVICES				
		PHOTOCOPYING FEES				
1353	C	Building Plan Search Fee (plus photocopy charges)	$21.00	Nil	**$21.00**	**$21.00**
		BUILDING FEES				
		Statutory - *Building Services (Complaint Resolution and Administration) Act 2011 & Regulations 2011*				
		APPLICATIONS FOR BUILDING / DEMOLITION				
113310	S	Certified - Classes 1 and 10 (of declared value)	0.19% (min $110.00)	Nil	**0.19% (min $110.00)**	**0.19% (min $110.00)**
113310	S	Certified - Classes 2 to 9 (of declared value)	0.09% (min $110.00)	Nil	**0.09% (min $110.00)**	**0.09% (min $110.00)**
113310	S	Uncertified - Classes 1 and 10 (of declared value) (s.16(1))	0.32% (min $110.00)	Nil	**0.32% (min $110.00)**	**0.32% (min $110.00)**
113310	S	Minimum Fee any class	$110.00	Nil	**$110.00**	**$110.00**
113310	S	Application for Demolition Permit - Class 1 and 10	$110.00	Nil	**$110.00**	**$110.00**
113310	S	Application for Demolition Permit - Class 2 to 9	$110.00 per storey	Nil	**$110.00 per storey**	**$110.00 per storey**
113310	S	Application to extend time during which building or demolition permit (s.32(3)(f)) has effect.	$110.00	Nil	**$110.00**	**$110.00**
113310	C	Issue of a Certificate of Design Compliance - Class 2 to 9	POA	POA	**POA**	**POA**
		Building Services Levy-Dept of Commerce				
102220	S	Building Permit (Over $45,000)	0.137% of work	Nil	**0.137% of work**	**0.137% of work**
102220	S	Building Permit ($45,000 or less)	$61.65	Nil	**$61.65**	**$61.65**
102220	S	Demolition Permit (Over $45,000)	0.137% of work	Nil	**0.137% of work**	**0.137% of work**
102220	S	Demolition Permit ($45,000 or less)	$61.65	Nil	**$61.65**	**$61.65**
102220	S	Occupancy Permit or Building Approval Certificate (s.47,49, 50 or 52 of Building Act 2011)	$65.65	Nil	**$65.65**	**$65.65**
102220	S	Occupancy Permit or Building Approval Certificate for Unauthorised Work (Over $45,000 (s.51 of *Building Act 2011*))	0.274% of work value	Nil	**0.180% of work value (Min $110.00)**	**0.180% of work value (Min $110.00)**

SHIRE OF PINGELLY PROPOSED FEES AND CHARGES 2025/26

Account Code	Statutory / Council	Particulars	2025/2026	GST	2024/2025	2025/2026
		APPLICATION FOR OCCUPANCY PERMITS / BUILDING APPROVAL CERTIFICATES				
		Statutory – Building Regulations 2012 Schedule 2 *Application for:*				
113310	S	Occupancy Permit for a completed building (s.46)	$110.00	Nil	**$110.00**	**$110.00**
113310	S	Temporary Occupancy Permit for incomplete building (s.47)	$110.00	Nil	**$110.00**	**$110.00**
113310	S	Modification of an Occupancy Permit for additional use of a building on temporary basis (s. 48)	$110.00	Nil	**$110.00**	**$110.00**
113310	S	Replacement Occupancy Permit for permanent change of the building's use, classification (s.49)	$110.00	Nil	**$110.00**	**$110.00**
113310	S	Occupancy Permit for a building in respect of which unauthorised work has been done (s. 51(2))	0.18% of work value (min. $110.00)	Nil	**0.18% of work value (min. $110.00)**	**0.18% of work value (min. $110.00)**
113310	S	Building Approval Certificate for a building in respect of which unauthorised work has been done (s.51(3))	0.38% of work value (min. $110.00)	Nil	**0.38% of work value (min. $110.00)**	**0.38% of work value (min. $110.00)**
113310	S	Replacement Occupancy Permit for an existing building (s.52(1))	$110.00	Nil	**$110.00**	**$110.00**
113310	S	Building Approval Certificate for an existing building where unauthorised work has not been done (s.52(2))	$110.00	Nil	**$110.00**	**$110.00**
113310	S	Extension of time during which an occupancy permit or building approval certificate has effect (s.65(3)(a))	$110.00	Nil	**$110.00**	**$110.00**
		OTHER APPLICATIONS				
103310	S	Application as defined in regulation 31 (for each building standard in respect of which declaration is sought) - Cost Recovery	$2160.15	Nil	**$2160.15**	**$2160.15**
102230	S	BCITF Levy (over $20,000) (of declared value) (Statutory)	0.20%	Nil	**0.20%**	**0.20%**
T7	C	Relocated Secondhand Dwelling Bond	$5600.00	Nil	**$5543.00**	**$5600.00**
103310	S	Local Government approval of battery powered smoke alarms -*Building Regulations 2012 Reg 61(3)$179.40 max*	$170.00	Nil	**$170.00**	**$170.00**
		TOWN PLANNING FEES				
113510	C	Rural Address Fee - supply and erection (Rural Road Number)	$0.00	Nil	**$0.00**	**$0.00**
		CARAVAN PARK FEES				
		Site utilising power, water or ablutions (including RVs and tents)				
		Peak periods being WA School Holidays, weekends and Public Holidays.				
		Powered Sites per site				
113300	C	per night, subsequent stays at $20 per night	$27.27	$2.73	**$32.00**	**$30.00**
113300	C	per week	$145.45	$14.55	**$156.00**	**$160.00**
113300	C	per week (permanent after 3 months)	$131.82	$13.18	**$145.00**	**$145.00**
113300	C	per day - Showers (itinerants) per person	$10.91	$1.09	**$12.00**	**$12.00**
		Unpowered Sites (including RVs and Tents) per site				
113300	C	per night, subsequent stays at $17.5 per night	$15.91	$1.59	**$21.00**	**$17.50**
113300	C	per week	$104.55	$10.45	**$115.00**	**$115.00**
		Oval Site Unpowered				
113300	C	RV (Self Contained) only requiring dump site - No Power	$15.91	$1.59	**$17.00**	**$17.50**
		Caravan Clubs / Group Bookings				
113300	C	Site Only (Max number of sites 10)	$27.27	$2.73	**$26.00**	**$30.00**
		STANDPIPE WATER CHARGE				
113320	F	1 KL (per 1,000 Litres) (NB: minimum charge $25.00) GST free	Cost of water + $5.00 fee	Nil	**Cost of Water + 5.00 fee**	**Cost of Water + 5.00 fee**
		SCHEDULE 14 - OTHER PROPERTY AND SERVICES				
		ENGINEERING SERVICES				
		Engineering Private Works to be requested for approval by the Executive Manager of Works or CEO.POA				

16. DIRECTORATE OF WORKS

Nil

17. ELECTED MEMBERS MOTIONS WITH PREVIOUS NOTICE

Nil

18. NEW OR URGENT BUSINESS INTRODUCED BY DECISION OF THE MEETING

New business of an urgent nature introduced by decision of the meeting. Best practice provides that Council should only consider items that have been included on the Agenda (to allow ample time for Councillors to research prior to the meeting) and which have an Officer Report (to provide the background to the issue and a recommended decision).

19. MATTERS FOR WHICH THE MEETING MAY BE CLOSED

Officers Recommendation:

That pursuant to Section 5.23 of the Local Government Act 1995 these items be dealt with, with the public excluded as the item deals with matters of a confidential nature.

Moved: _____ Seconded: _____

19.1. Confidential Item – Madill Road, East Pingelly – Sale of Land Rates Debt Recovery

Reasons for Confidentiality
This report is confidential in accordance with Section 5.23(2) of the Local Government Act 1995 which permits the meeting to be closed to the public for business relating to the following:

(b) the personal affairs of any person; and
(c) legal advice obtained, or which may be obtained, by the local government and which relates to a matter to be discussed at the meeting; and
(d) a matter that if disclosed, would reveal — (i) a trade secret; or (ii) information that has a commercial value to a person; or (iii) information about the business, professional, commercial or financial affairs of a person, where the trade secret or information is held by, or is about, a person other than the local government;

19.2. Confidential Item – Event Grant Applications

Reasons for Confidentiality
This report is confidential in accordance with Section 5.23(2) of the Local Government Act 1995 which permits the meeting to be closed to the public for business relating to the following:

(b) the personal affairs of any person; and
(c) a contract entered into, or which may be entered into, by the local government and which relates to a matter to be discussed at the meeting; and

Officers Recommendation:

That the meeting be re-opened to the public.

Moved: _____ Seconded: _____

20. CLOSURE OF MEETING
The Chairman to declare the meeting closed.